



US00D760911S

(12) **United States Design Patent**
Sheikh

(10) **Patent No.:** **US D760,911 S**
(45) **Date of Patent:** **** Jul. 5, 2016**

- (54) **ICE BAG CAP**
- (71) Applicant: **Shahid Sheikh**, Santa Monica, CA (US)
- (72) Inventor: **Shahid Sheikh**, Santa Monica, CA (US)
- (**) Term: **14 Years**
- (21) Appl. No.: **29/494,276**
- (22) Filed: **Jun. 19, 2014**

Related U.S. Application Data

- (63) Continuation-in-part of application No. 13/327,636, filed on Dec. 15, 2011.
- (51) **LOC (10) Cl.** **24-04**
- (52) **U.S. Cl.**
USPC **D24/207**
- (58) **Field of Classification Search**
USPC D24/108, 110.6, 112, 128, 184, 207;
D9/392.1, 446, 453, 707; 607/114;
493/213, 214; 383/80
See application file for complete search history.

References Cited

U.S. PATENT DOCUMENTS

D51,851 S	3/1918	Bloom
D155,559 S	10/1949	Tillmann
3,095,104 A	6/1963	Stover
3,306,327 A	2/1967	Ilg
3,739,938 A	6/1973	Paz
3,750,822 A	8/1973	Dubach
D264,435 S	5/1982	Pettengill
5,090,409 A	2/1992	Genis
D476,564 S	7/2003	Flasch
D491,062 S	6/2004	Hoff
6,805,207 B2	10/2004	Hagan
7,007,817 B2	3/2006	Jochem
7,073,678 B1	7/2006	Dibdin
7,097,790 B2	8/2006	Jochem

D528,910 S	9/2006	Kingsley	
7,100,646 B2 *	9/2006	Py	A61J 1/1406 141/237
D530,200 S	10/2006	Kingsley	
7,841,489 B2	11/2010	Gilbertson	
7,887,731 B2	2/2011	Schmeisser	
D681,459 S	5/2013	Ramsey	
8,596,477 B2 *	12/2013	Kras	B65D 41/0442 D41/442
D709,368 S *	7/2014	van de Klippe	D9/440
D709,369 S *	7/2014	van de Klippe	D9/440
D711,227 S *	8/2014	Sheikh	D9/435
D726,006 S *	4/2015	Rapparini	D9/434
D726,286 S *	4/2015	Zeyfang	D23/260
2002/0113032 A1	8/2002	Blomdahl	
2003/0098286 A1	5/2003	Bloom	
2008/0251492 A1	10/2008	Shi	
2012/0031142 A1	2/2012	Marton	
2013/0158637 A1	6/2013	Sheikh	

FOREIGN PATENT DOCUMENTS

GB	157173 A	12/1921
GB	418807 A	10/1932

* cited by examiner

Primary Examiner — Garth Rademaker
Assistant Examiner — Samantha Q Lawrence

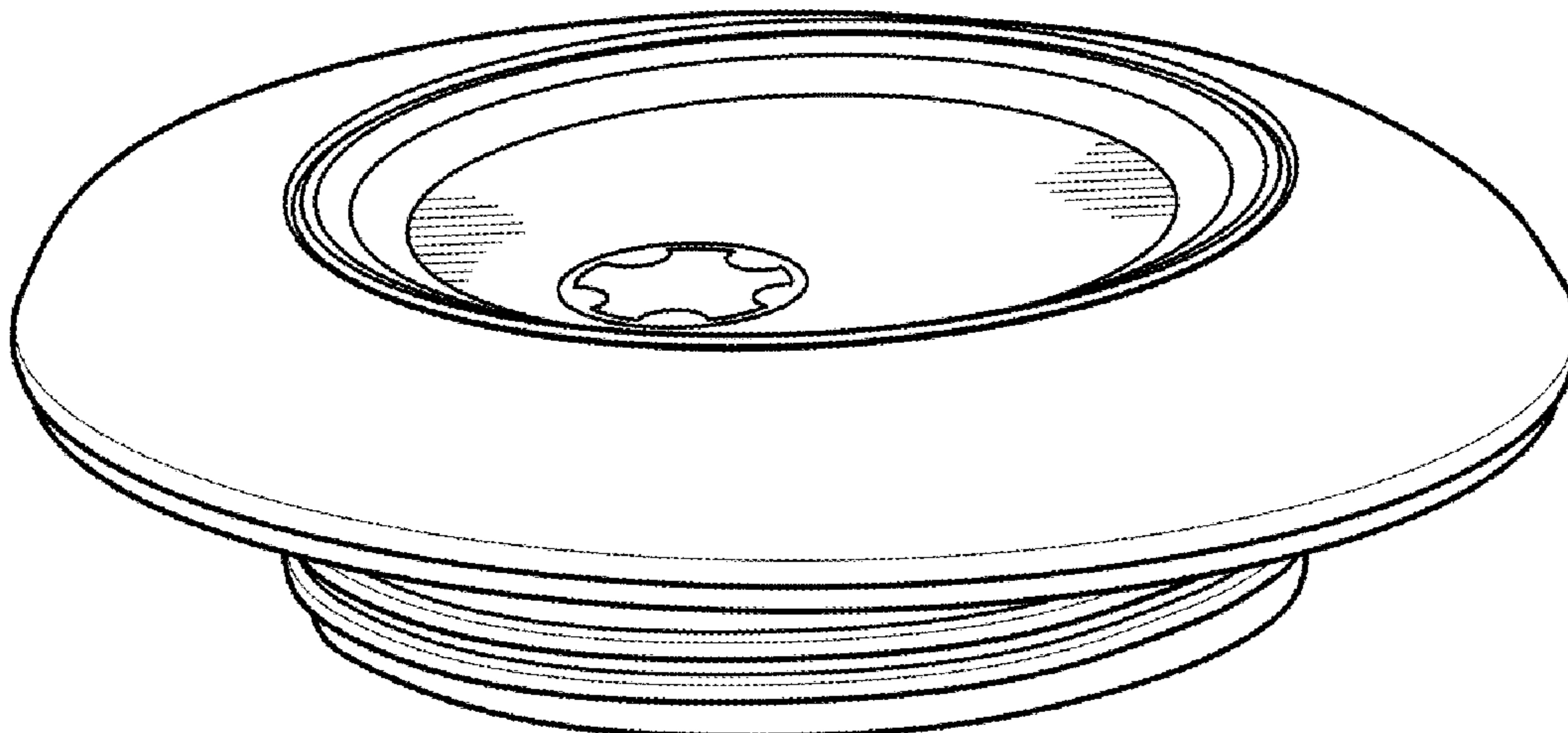
(57) **CLAIM**

The ornamental design for an ice bag cap, as shown and described.

DESCRIPTION

FIG. 1 is a top perspective view of an ice bag cap;
FIG. 2 is a top plan view thereof;
FIG. 3 is a bottom plan view thereof; and,
FIG. 4 is a side elevation view thereof.
The broken lines shown in FIG. 3 illustrate portions of the ice bag cap that form no part of the claimed design.

1 Claim, 2 Drawing Sheets



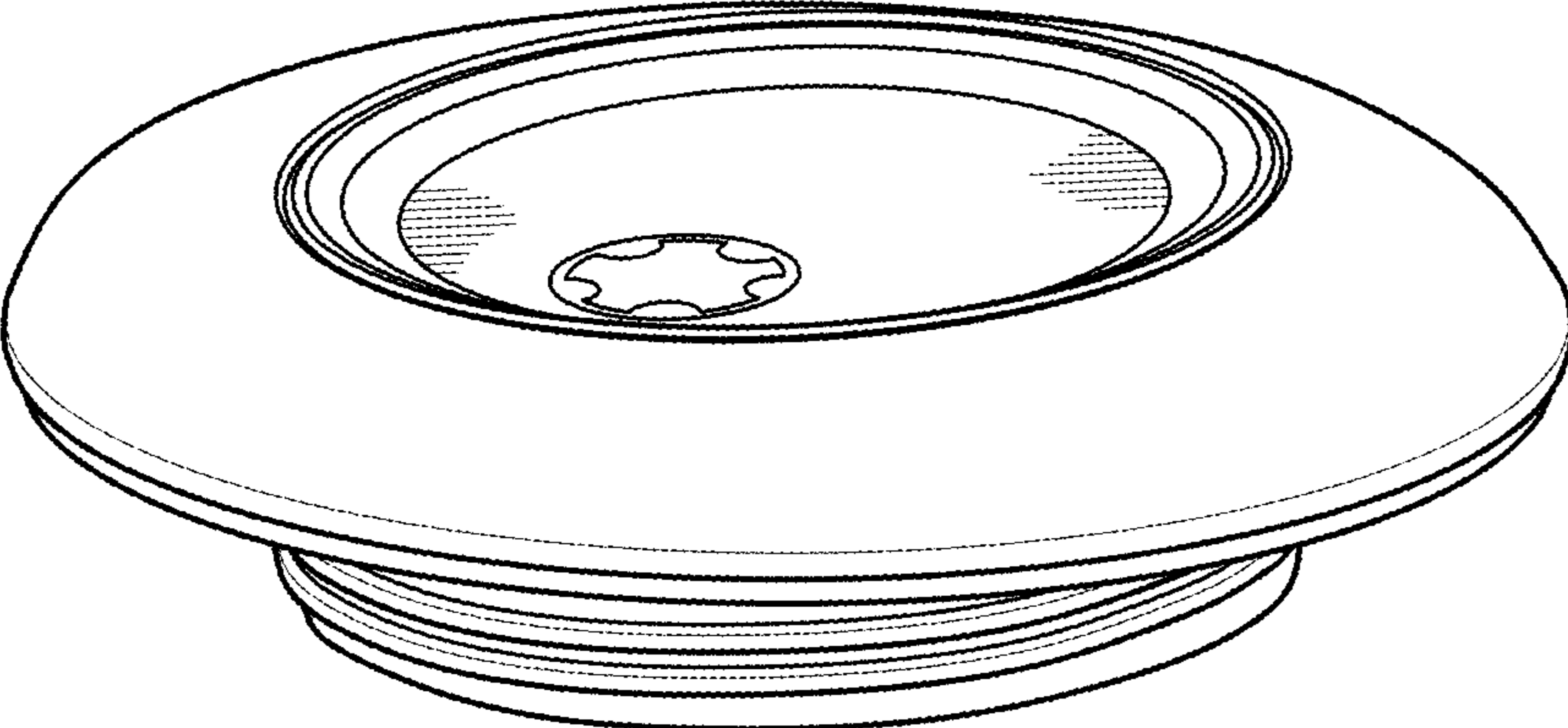


FIG. 1

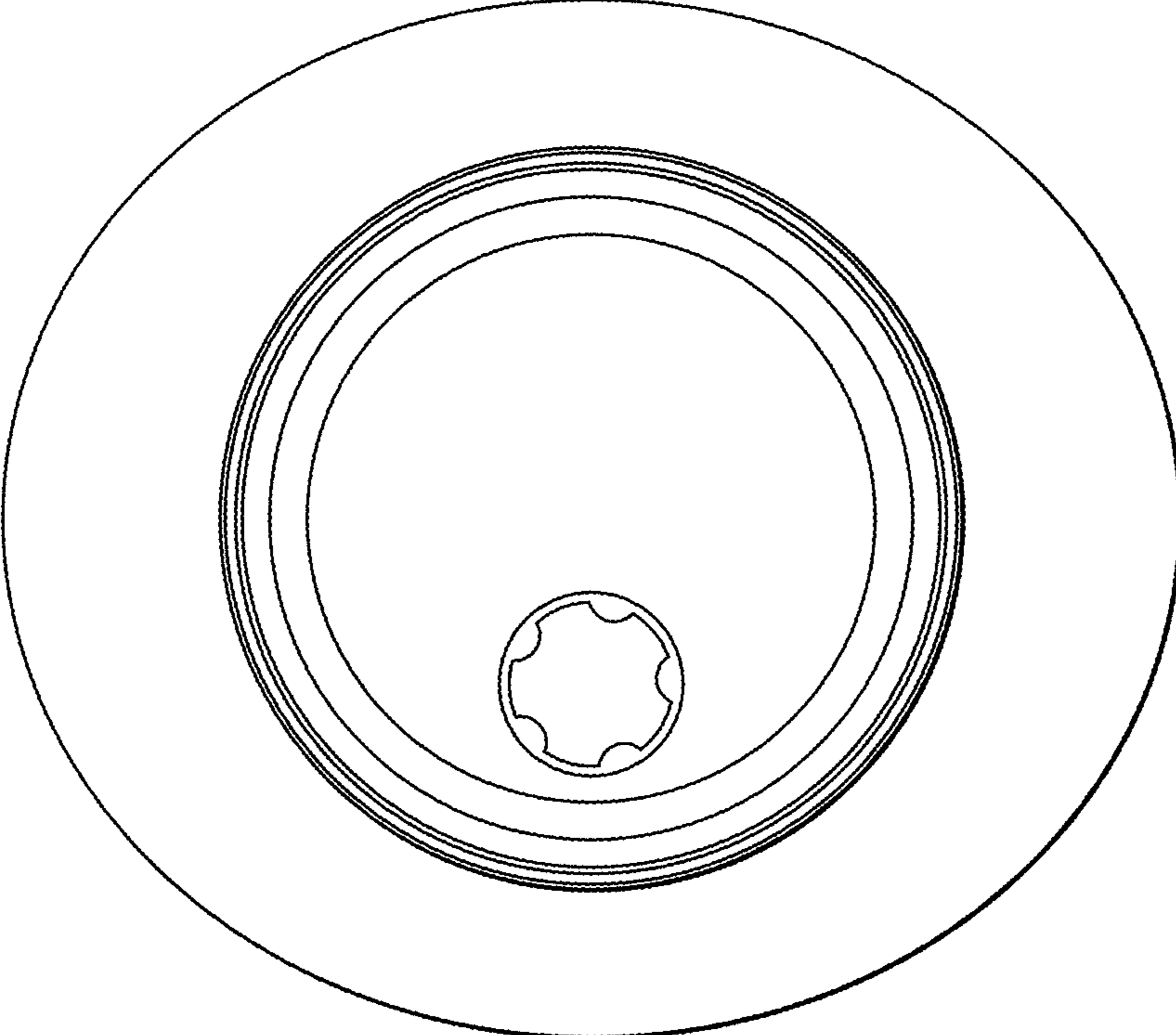


FIG. 2

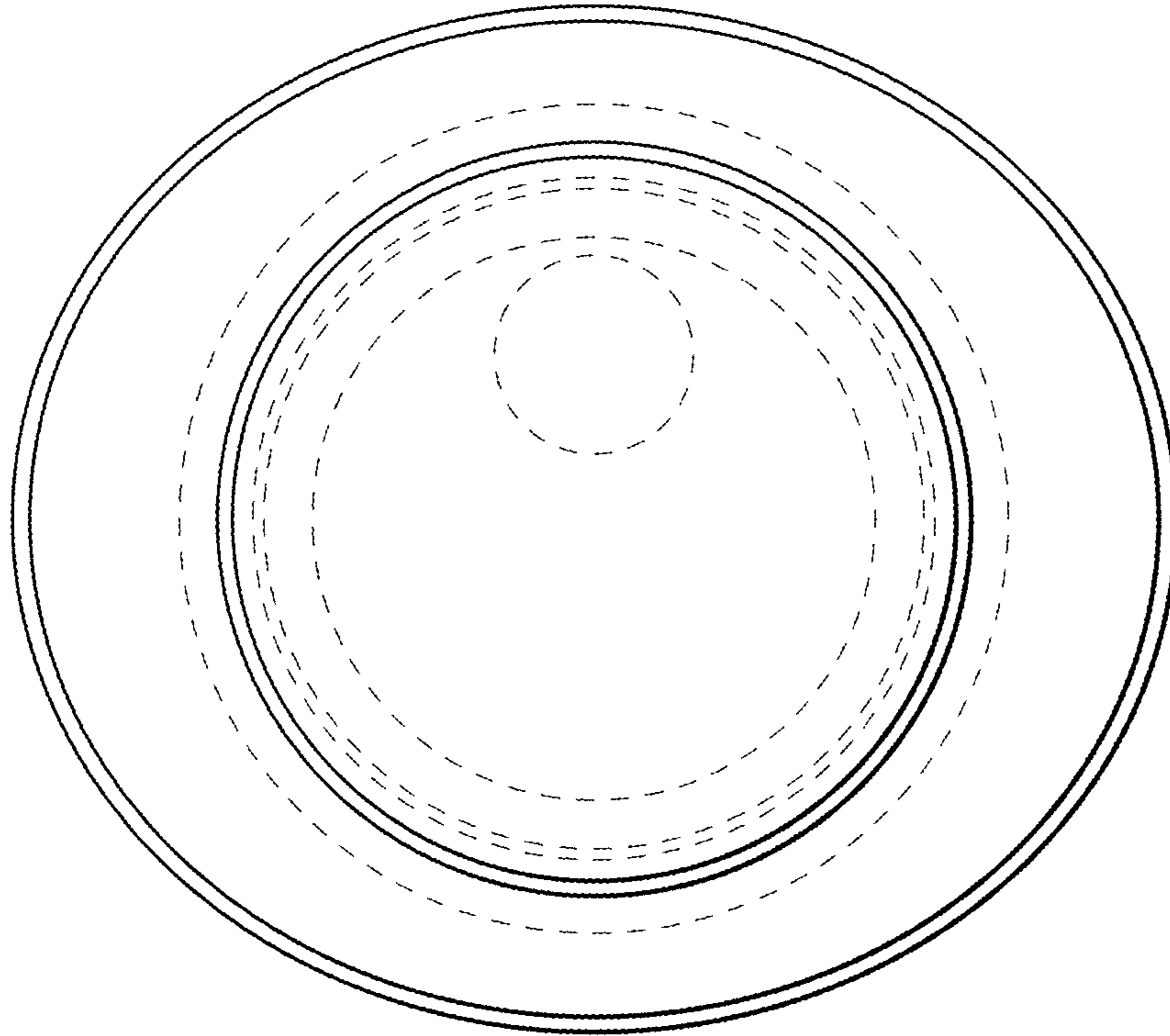


FIG. 3




FIG. 4