



US00D760908S

(12) **United States Design Patent**
MacNeil

(10) **Patent No.:** **US D760,908 S**
(45) **Date of Patent:** **** Jul. 5, 2016**

(54) **ACHILLES TENDON PROTECTOR**

(71) Applicant: **Gregory Joseph MacNeil**, Toronto (CA)

(72) Inventor: **Gregory Joseph MacNeil**, Toronto (CA)

(**) Term: **14 Years**

(21) Appl. No.: **29/502,963**

(22) Filed: **Sep. 22, 2014**

Related U.S. Application Data

(63) Continuation-in-part of application No. 14/338,875, filed on Jul. 23, 2014.

(51) **LOC (10) Cl.** **24-04**

(52) **U.S. Cl.**
USPC **D24/190**

(58) **Field of Classification Search**
USPC D24/190; D29/120.1, 121.1, 121.2;
D2/980-994
CPC A63B 2071/1258; A63B 71/1225;
A63B 2071/1266; A41D 17/00; A41D
31/0061; A41D 17/02; A41D 13/0543;
Y10S 428/911
See application file for complete search history.

(56) **References Cited**

U.S. PATENT DOCUMENTS

- 2,532,024 A * 11/1950 Hoffman A41D 17/00
36/2 R
- 4,306,315 A * 12/1981 Castiglia A63B 71/1225
2/22
- D354,615 S * 1/1995 Parker D2/901
- D386,297 S * 11/1997 Minnick D2/901
- D528,269 S * 9/2006 Smith, III D2/901
- D551,351 S * 9/2007 Silva D24/190
- 7,772,142 B2 * 8/2010 Kawano A45C 3/001
2/2.5
- D643,208 S * 8/2011 Schmidt D2/984
- D658,359 S * 5/2012 Spring D2/911
- D681,313 S * 5/2013 Goins D2/900
- D683,908 S * 6/2013 Pasloski D29/121.2
- 8,955,726 B1 * 2/2015 Thielman A45F 5/00
224/222

- D742,102 S * 11/2015 Minogue D2/901
- 2004/0031079 A1 * 2/2004 Horvath A41D 31/0055
2/2.5
- 2011/0094000 A1 * 4/2011 Shumate A41D 13/0543
2/22
- 2012/0278981 A1 * 11/2012 Ialenti A41B 11/02
2/468

(Continued)

OTHER PUBLICATIONS

Parent Utility U.S. Appl. No. 14/338,875, filed Jul. 23, 2014, Inventor: Gregory Joseph MacNeil.

Primary Examiner — George D Kirschbaum

Assistant Examiner — Jennifer Watkins

(74) *Attorney, Agent, or Firm* — Perry + Currier Inc.

(57) **CLAIM**

What is claimed is the ornamental design for an achilles tendon protector, as shown and described.

DESCRIPTION

FIG. 1 is a front perspective view of an achilles tendon protector according to a first embodiment.

FIG. 2 is a right side view of the achilles tendon protector shown in FIG. 1.

FIG. 3 is a front view of the achilles tendon protector shown in FIG. 1.

FIG. 4 is a left side view of the achilles tendon protector shown in FIG. 1.

FIG. 5 is a rear view of the achilles tendon protector shown in FIG. 1.

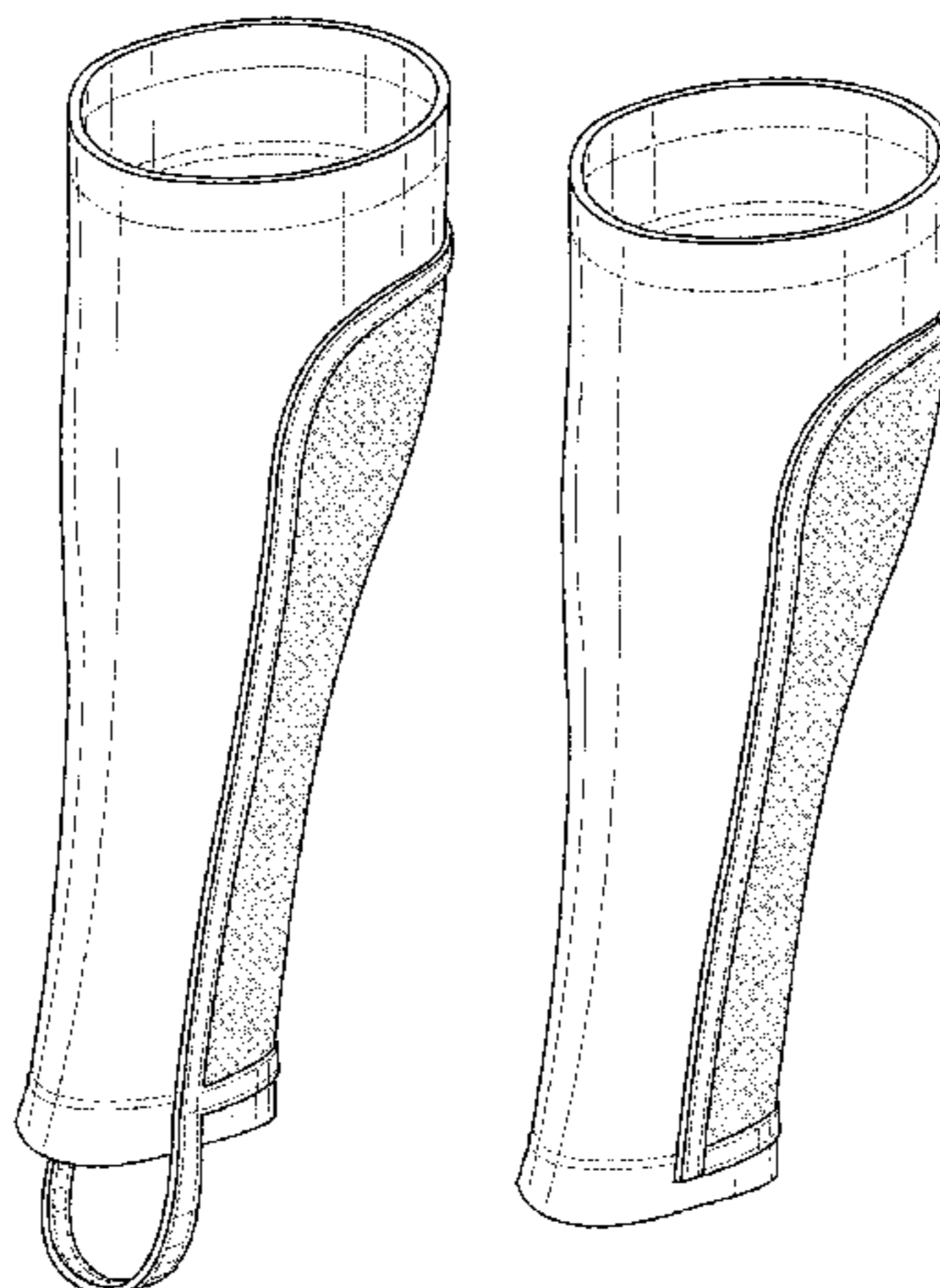
FIG. 6 is a top view of the achilles tendon protector shown in FIG. 1.

FIG. 7 is a bottom view of the achilles tendon protector shown in FIG. 1; and,

FIG. 8 is a front perspective view of an achilles tendon protector according to a second embodiment, which is identical to the first embodiment except for omission of the optional foot strap.

The broken lines in the drawings illustrating stitching and pattern are for the purpose of illustrating portions of the article that form no part of the claim.

1 Claim, 5 Drawing Sheets



US D760,908 S

Page 2

(56)

References Cited

2014/0289924 A1* 10/2014 Cleveland A61F 13/08
2/2.5

U.S. PATENT DOCUMENTS

2013/0160176 A1* 6/2013 Magri A41D 13/0543
2/22

* cited by examiner

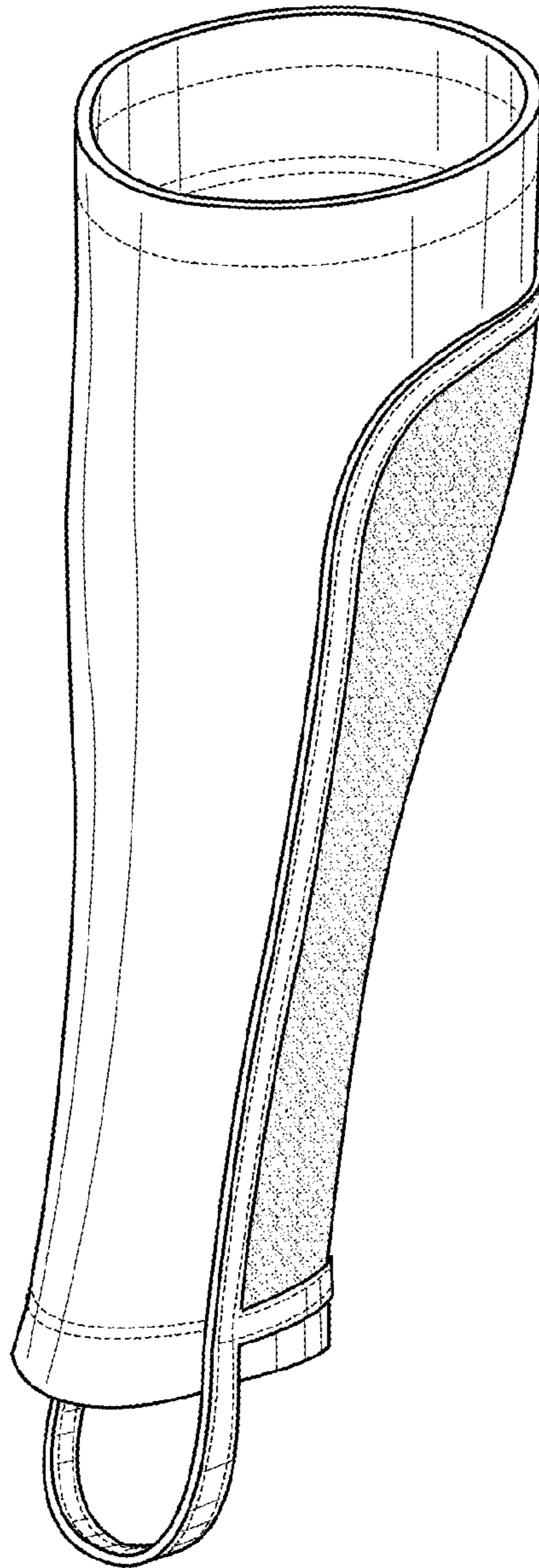


FIG. 1

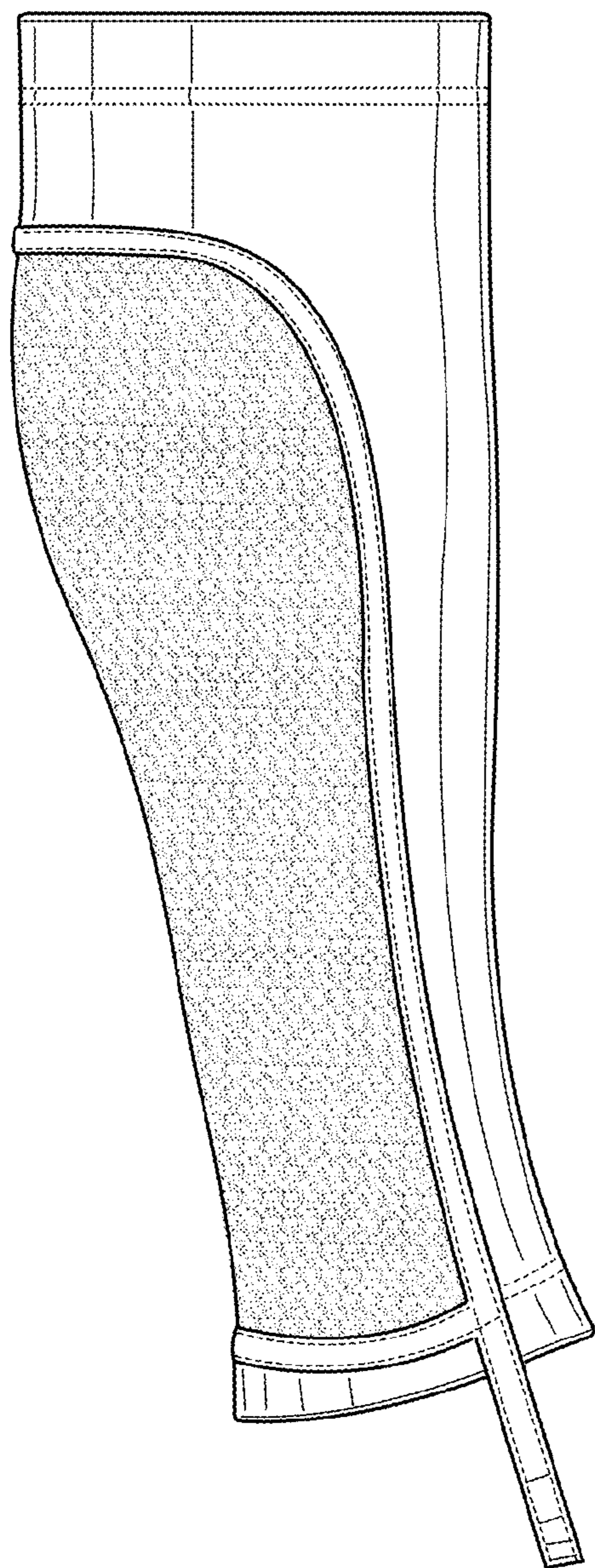


FIG. 2

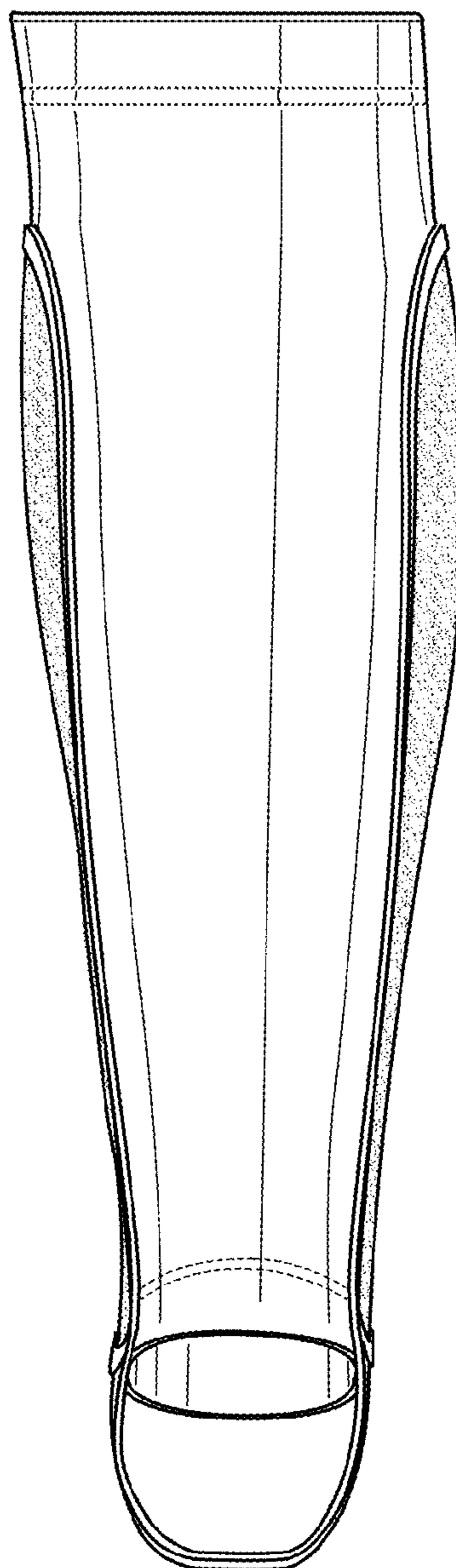


FIG. 3

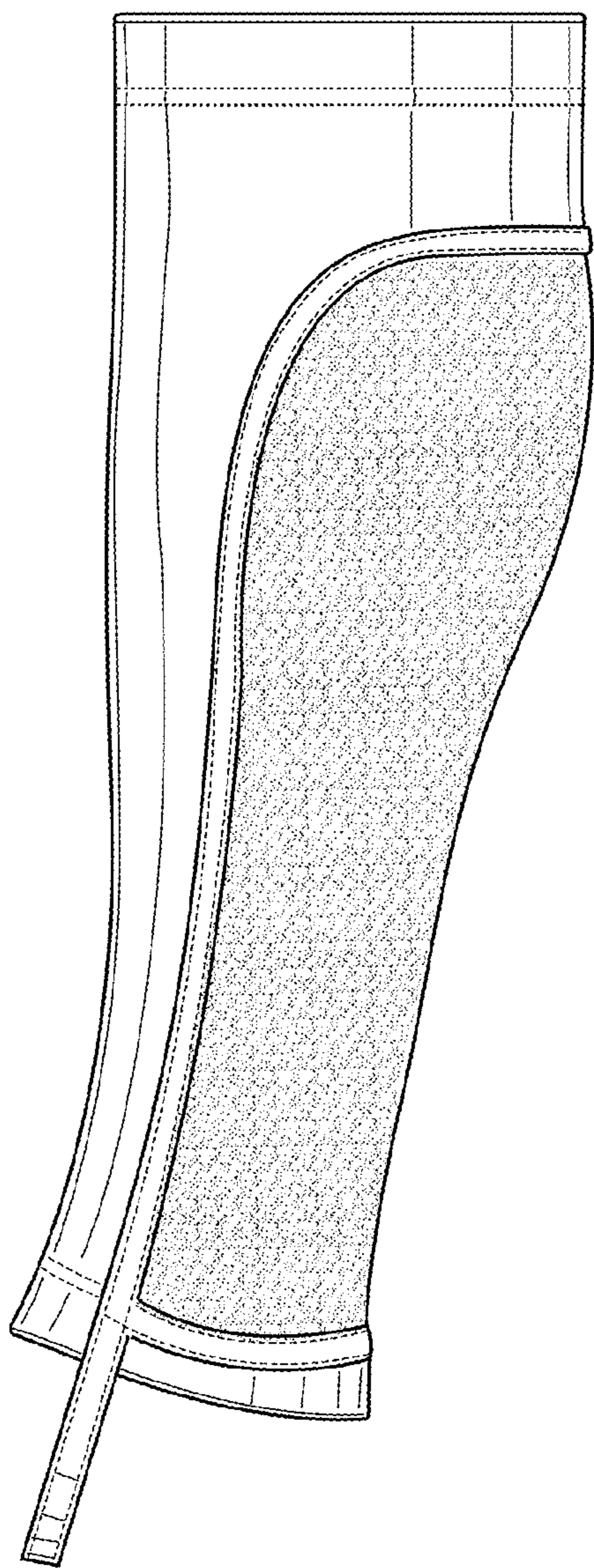


FIG. 4

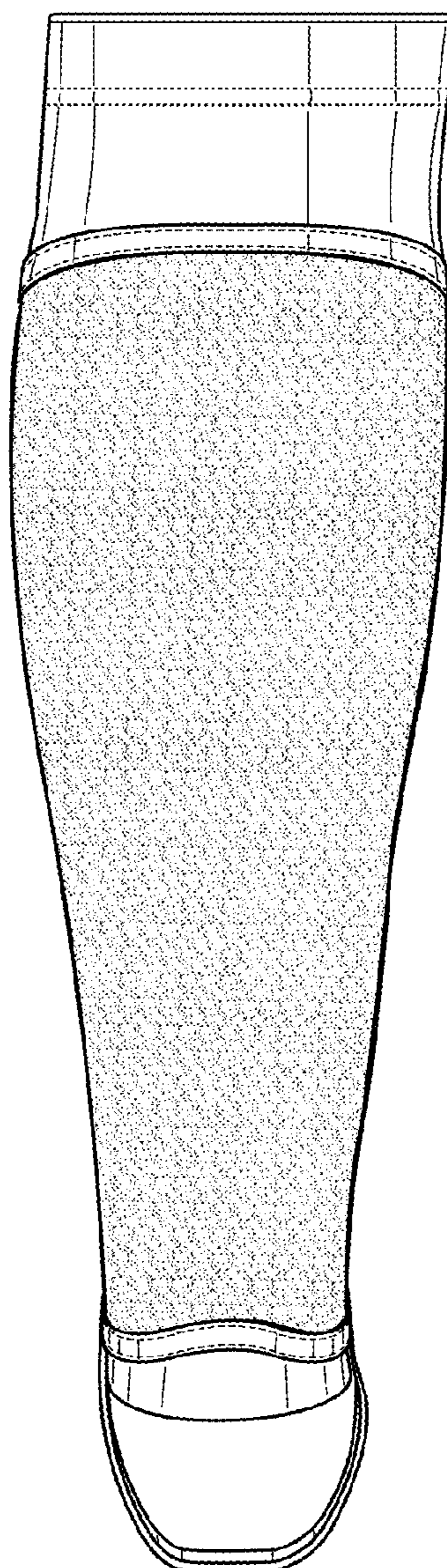


FIG. 5

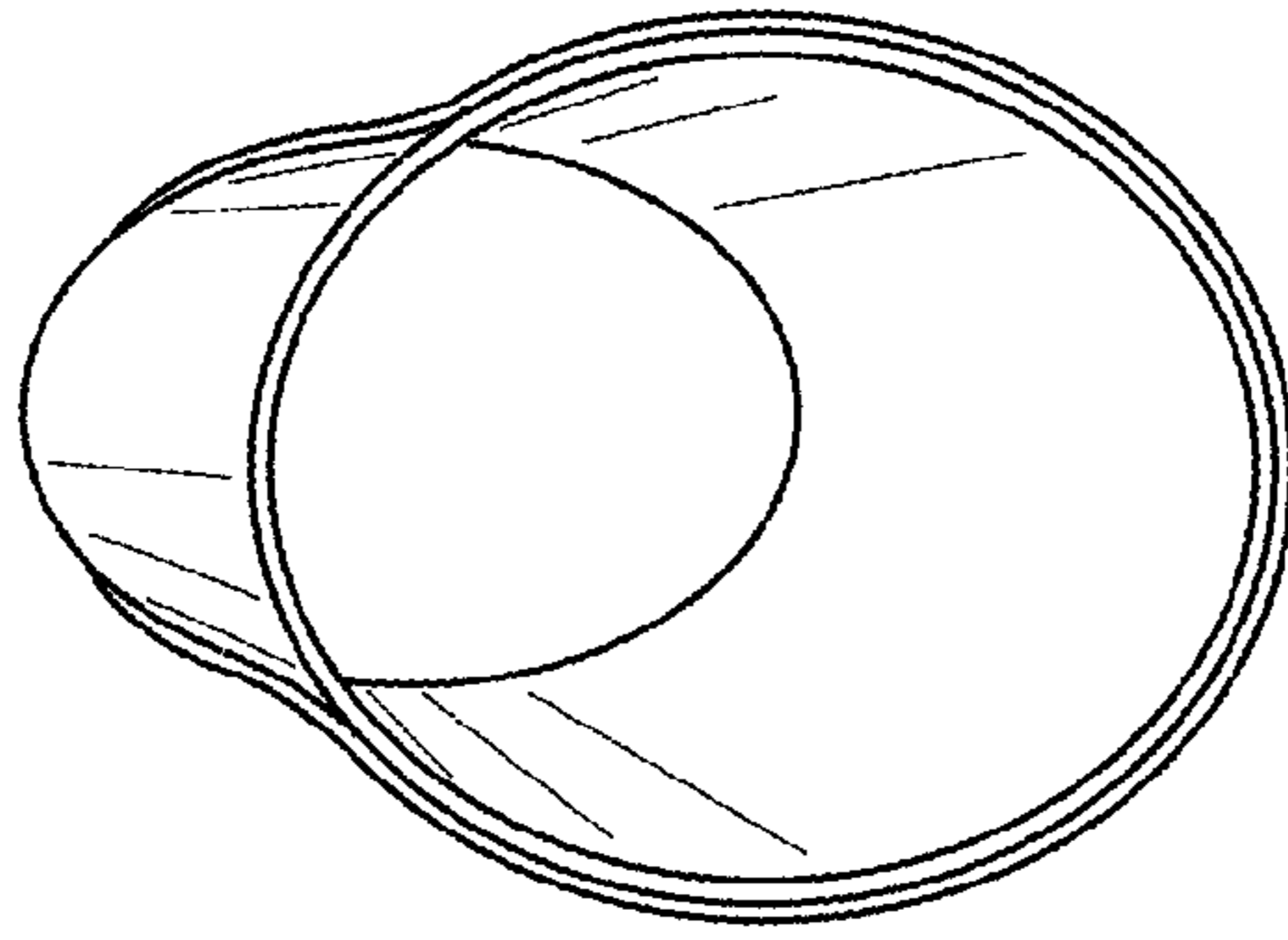


FIG. 6

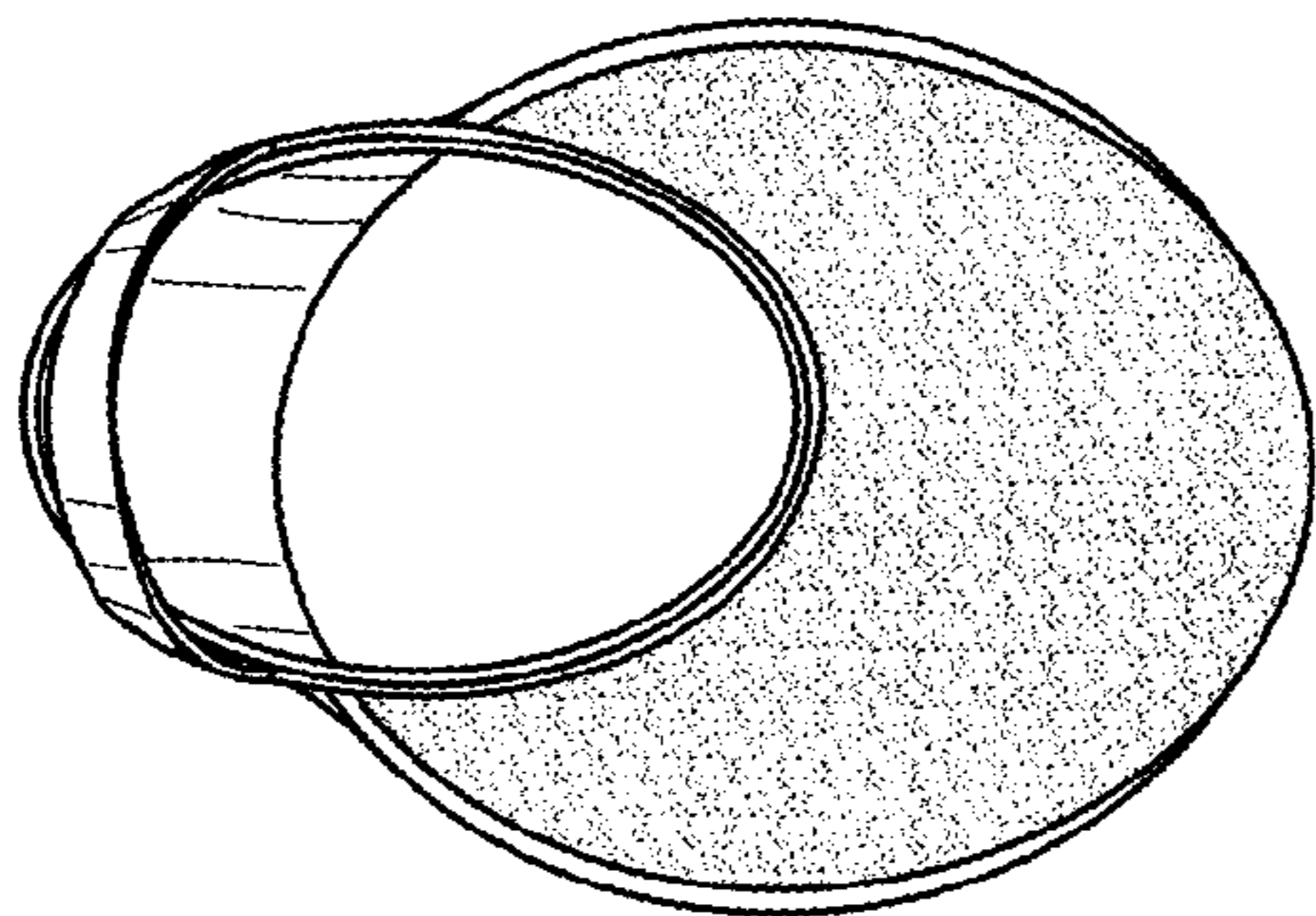


FIG. 7

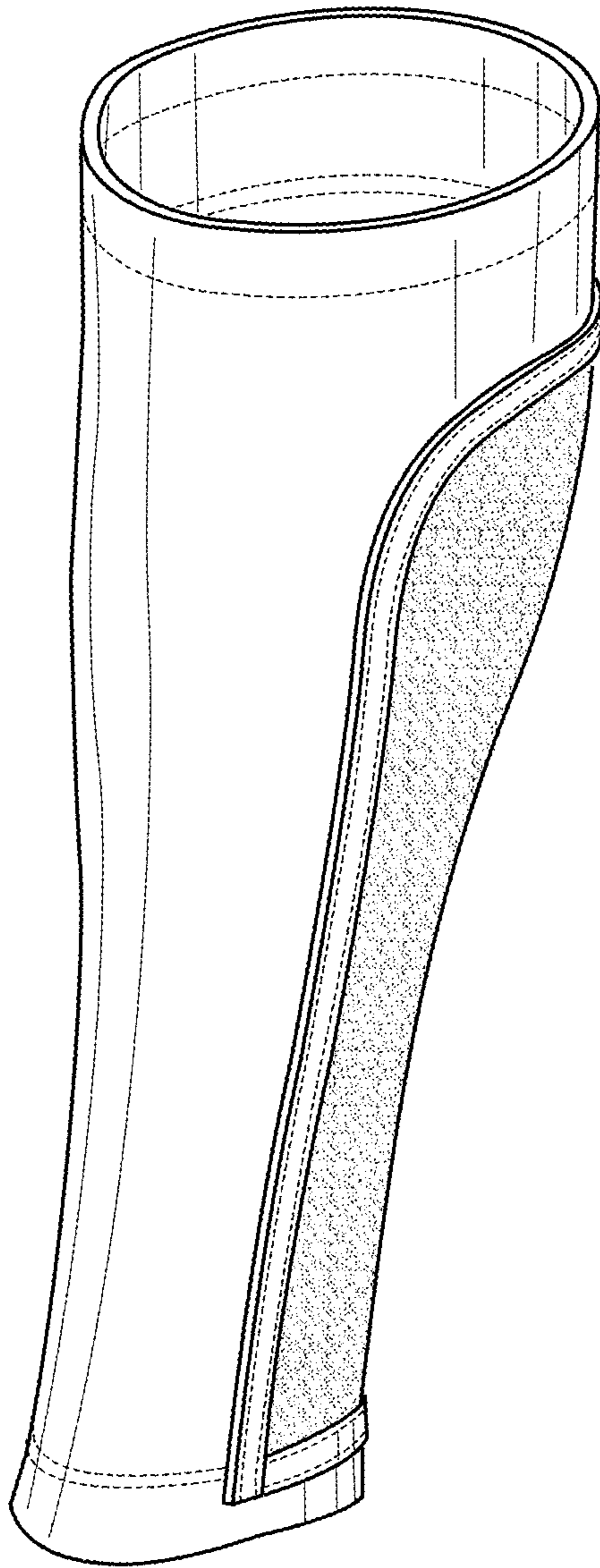


FIG. 8