

US00D760854S

(12) **United States Design Patent**
Ripp et al.

(10) **Patent No.:** **US D760,854 S**
(45) **Date of Patent:** **** Jul. 5, 2016**

(54) **STRIKING FACE FOR GOLF CLUB HEAD**

5,403,007 A * 4/1995 Chen A63B 53/04
473/342

(71) Applicant: **DUNLOP SPORTS CO. LTD.**,
Kobe-shi (JP)

5,447,311 A 9/1995 Viollaz et al.
5,472,201 A 12/1995 Aizawa et al.

(72) Inventors: **Patrick Ripp**, Seal Beach, CA (US);
Roberto Aguayo, Downey, CA (US)

5,643,103 A 7/1997 Aizawa
D395,476 S * 6/1998 Pond D21/747
D399,276 S * 10/1998 Hettinger D21/747
D399,277 S * 10/1998 Ezaki D21/747
D399,549 S * 10/1998 Hettinger D21/759
5,967,903 A 10/1999 Cheng
D420,079 S * 2/2000 Frazetta D21/747

(73) Assignee: **DUNLOP SPORTS CO. LTD.**, Kobe
(JP)

(Continued)

(**) Term: **14 Years**

OTHER PUBLICATIONS

(21) Appl. No.: **29/522,859**

Publication on Golf.com dated Nov. 10, 2011; <http://www.golf.com/equipment/nike-yr-pro-forged-ds-wedge>.

(22) Filed: **Apr. 2, 2015**

(Continued)

Related U.S. Application Data

(63) Continuation-in-part of application No. 29/481,540,
filed on Feb. 6, 2014, now abandoned.

Primary Examiner — Mitchell Siegel

(51) **LOC (10) Cl.** **21-02**

(74) *Attorney, Agent, or Firm* — Oliff PLC

(52) **U.S. Cl.**
USPC **D21/759**

(57) **CLAIM**

The ornamental design for a striking face for golf club head,
as shown and described.

(58) **Field of Classification Search**
USPC D21/747-751, 759
CPC A63B 53/00; A63B 53/04; A63B 53/047;
A63B 53/0475; A63B 53/0445; A63B
2053/0479
See application file for complete search history.

DESCRIPTION

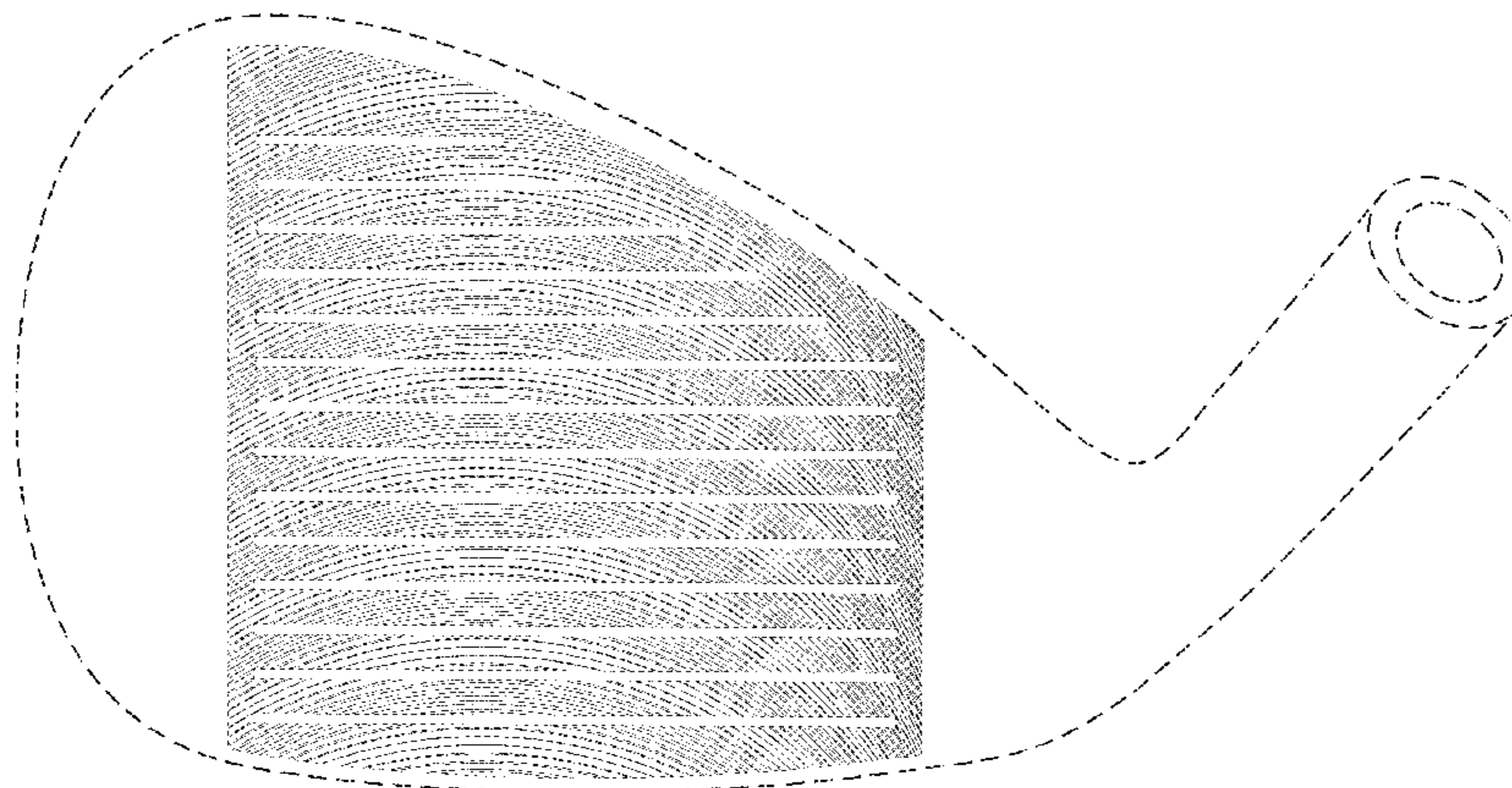
FIG. 1 is a front elevational view of the striking face for golf club head;
FIG. 2 is an enlarged partial front elevational view thereof;
FIG. 3 is an enlarged view of area 3 in FIG. 2;
FIG. 4 is a cross-sectional view taken along line 4 in FIG. 3;
FIG. 5 is a top plan view thereof;
FIG. 6 is a bottom plan view thereof;
FIG. 7 is a toe-side elevational view thereof;
FIG. 8 is a heel-side elevational view thereof; and,
FIG. 9 is a rear elevational view thereof.
The broken lines depict environmental subject matter only and form no part of the claimed design. The dot-dash chain lines indicate boundaries of the enlarged views and form no part of the claimed design.

(56) **References Cited**

U.S. PATENT DOCUMENTS

1,289,553 A * 12/1918 Sanders A63B 53/04
473/331
1,965,954 A * 7/1934 Davis A63B 53/04
473/242
D257,736 S * 12/1980 Lyon D21/750
5,176,384 A * 1/1993 Sata A63B 53/04
473/329
5,398,929 A * 3/1995 Kitaichi A63B 53/04
473/329

1 Claim, 8 Drawing Sheets



(56)

References Cited

U.S. PATENT DOCUMENTS

D463,490 S * 9/2002 Reichmann D19/163
 D478,949 S 8/2003 DeLaCruz
 D570,924 S * 6/2008 Wai D21/566
 D570,934 S 6/2008 Ban et al.
 D588,222 S * 3/2009 Takahashi D21/759
 D588,666 S * 3/2009 Takahashi D21/759
 7,594,863 B2 * 9/2009 Ban A63B 53/047
 473/331
 D606,605 S * 12/2009 Wada D21/759
 D607,070 S * 12/2009 Wada D21/759
 D607,071 S 12/2009 Wada et al.
 D607,701 S * 1/2010 Pedrazzi D7/709
 D612,438 S * 3/2010 Carlyle D21/759
 7,695,377 B2 4/2010 Yamagishi et al.
 D617,406 S * 6/2010 Carlyle D21/759
 7,918,747 B2 4/2011 Johnson et al.
 D643,490 S 8/2011 Wada et al.

8,012,036 B2 * 9/2011 Nakamura A63B 53/00
 473/290
 D658,248 S 4/2012 Nunez et al.
 D707,316 S * 6/2014 Aguayo D21/759
 D707,317 S * 6/2014 Aguayo D21/759
 D716,387 S * 10/2014 Aguayo D21/759
 D716,388 S * 10/2014 Aguayo D21/759
 2008/0020859 A1 * 1/2008 Yamagishi A63B 53/047
 473/324
 2008/0051212 A1 2/2008 Voges
 2008/0125241 A1 * 5/2008 Tateno A63B 53/0487
 473/331
 2011/0111883 A1 5/2011 Cackett
 2011/0165963 A1 7/2011 Cackett et al.
 2011/0256956 A1 10/2011 Hocknell et al.

OTHER PUBLICATIONS

Photograph of golf club described in Nov. 10, 2011 publication on Golf.com.

* cited by examiner

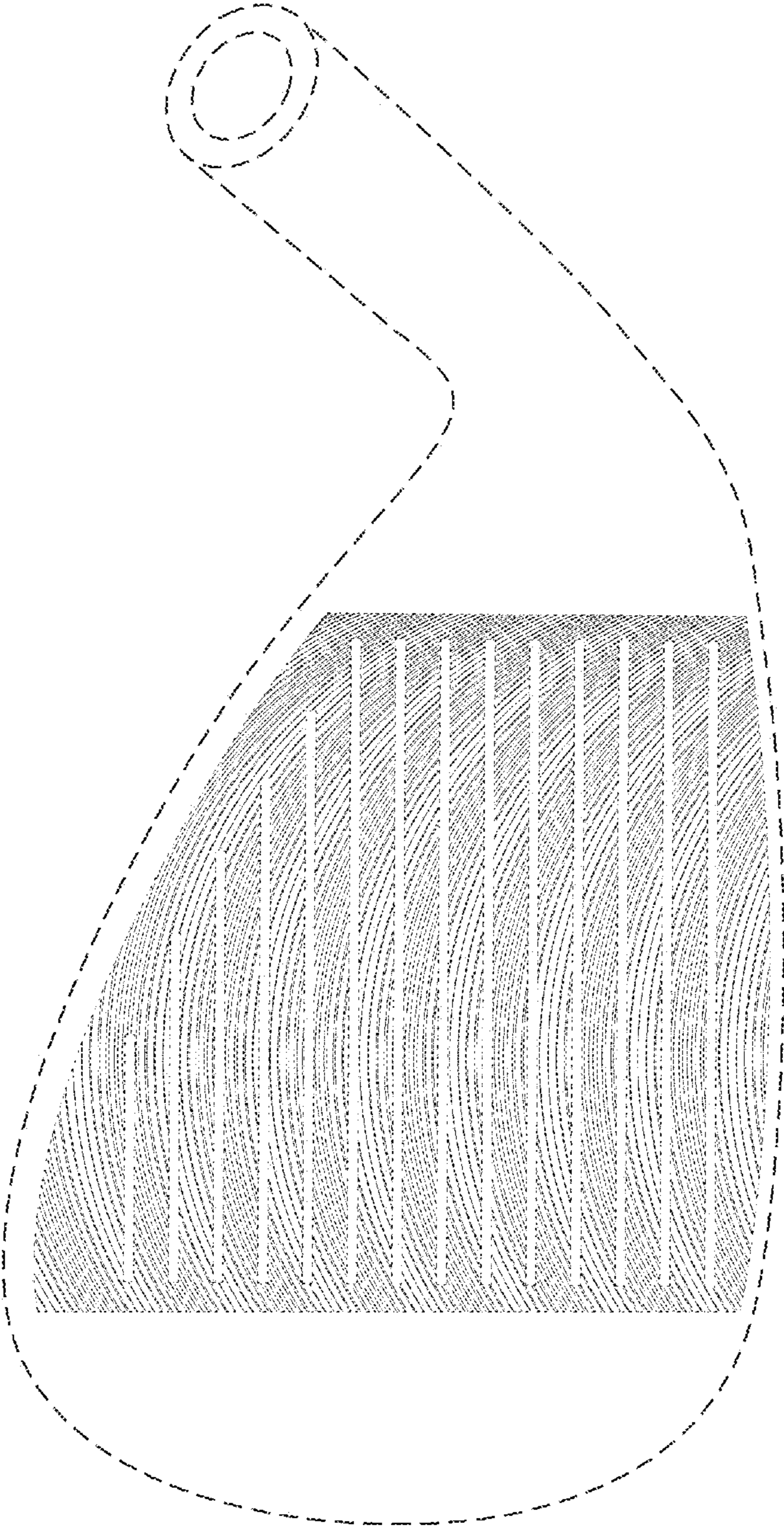
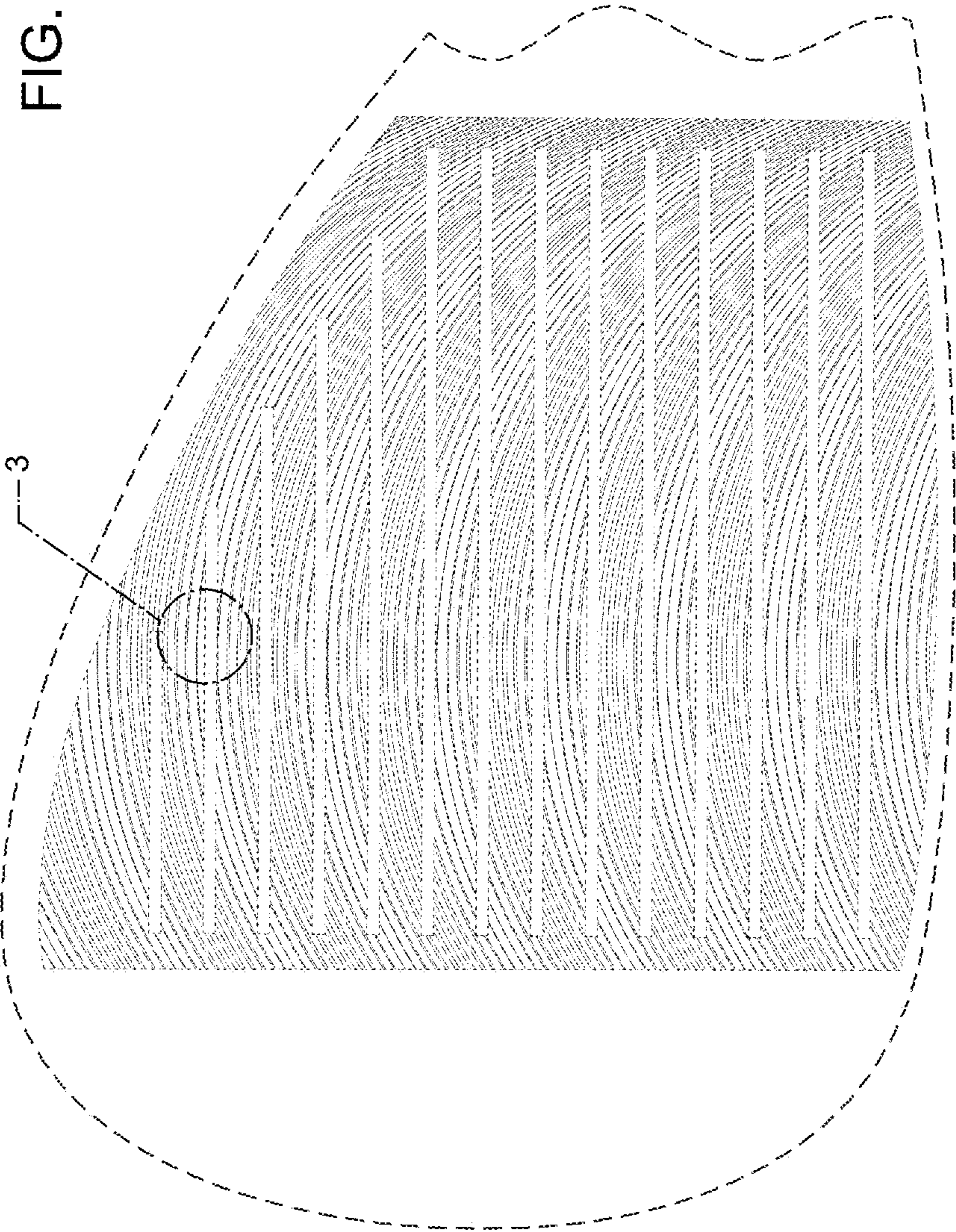


FIG. 1

FIG. 2



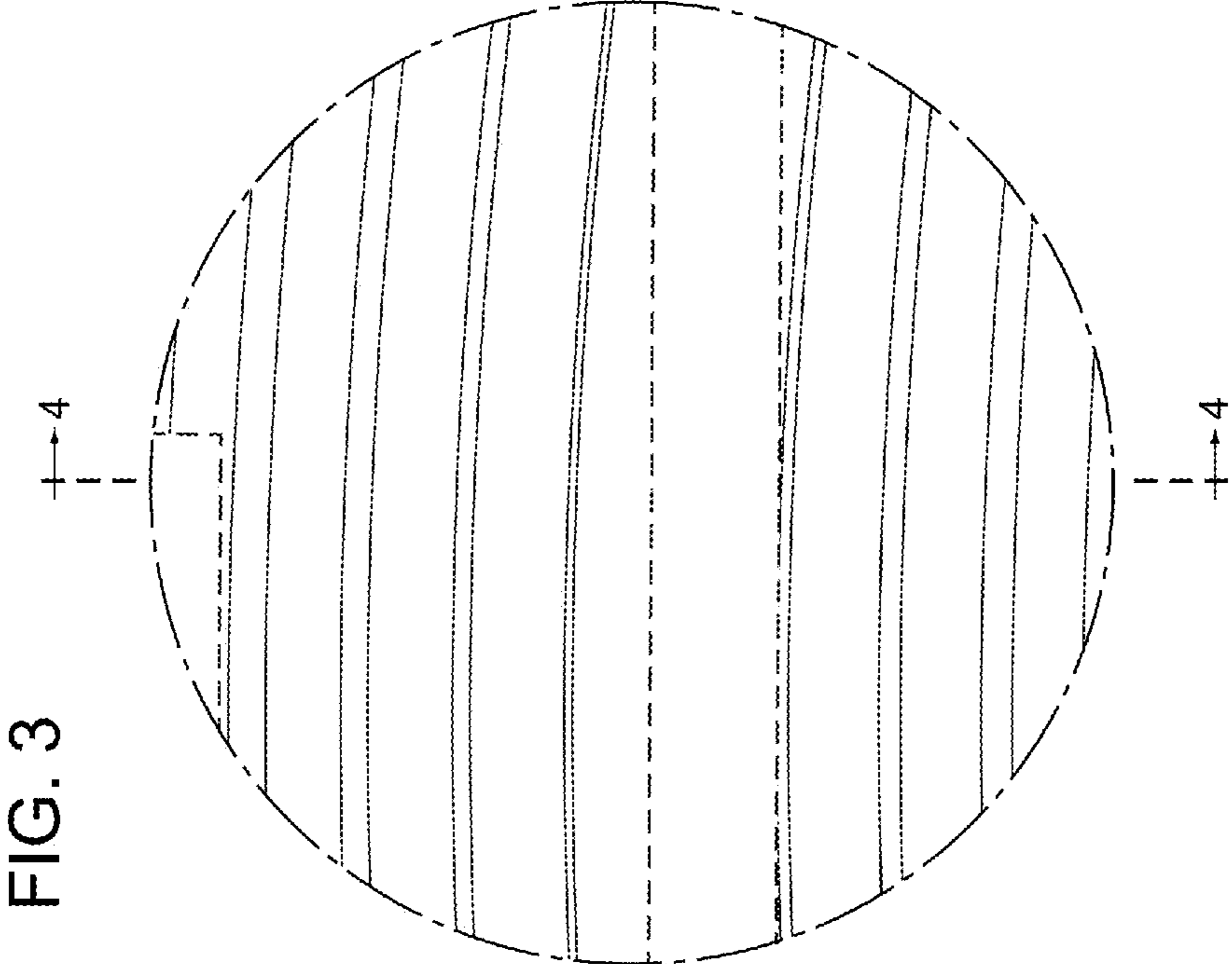


FIG. 3




FIG. 4

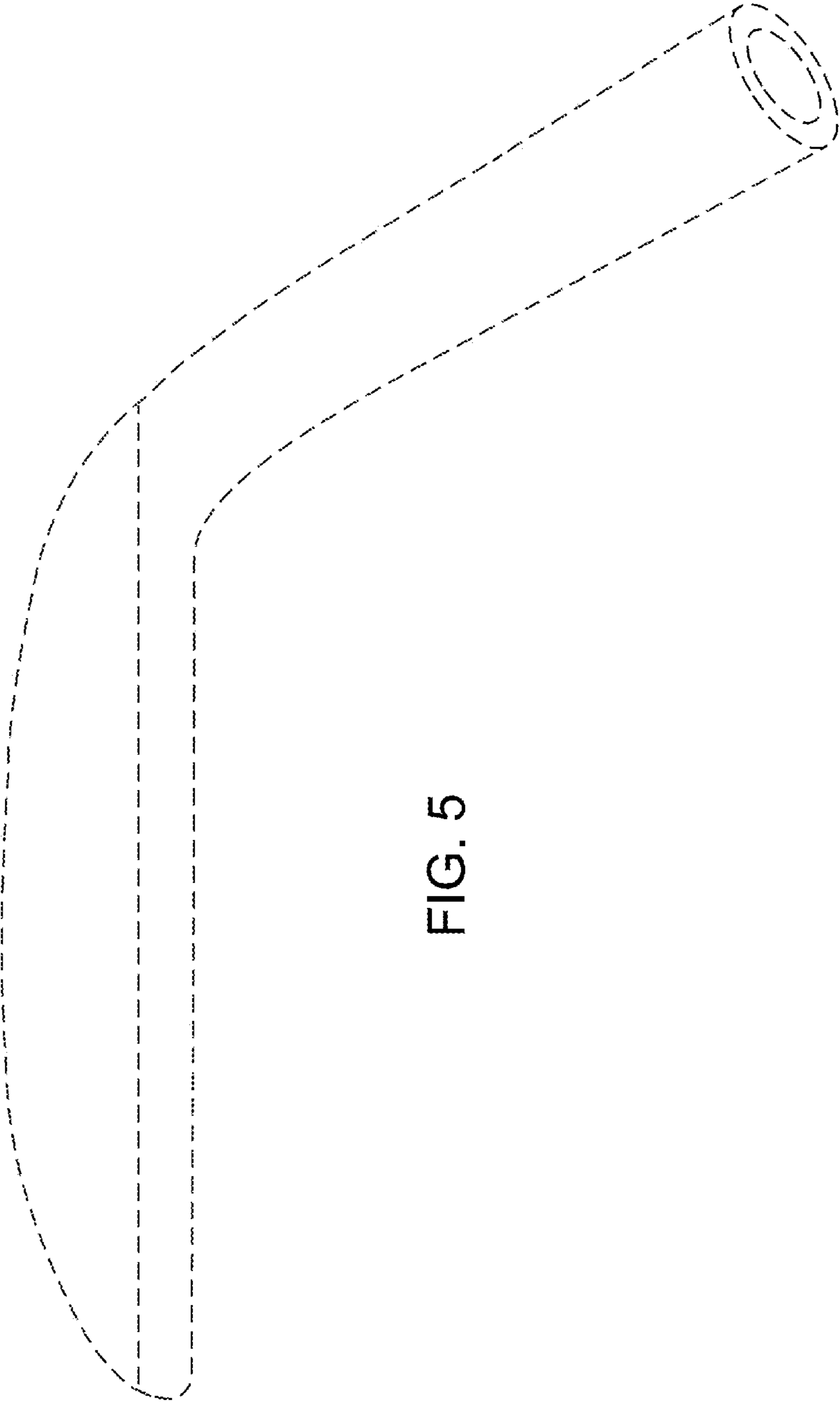


FIG. 5

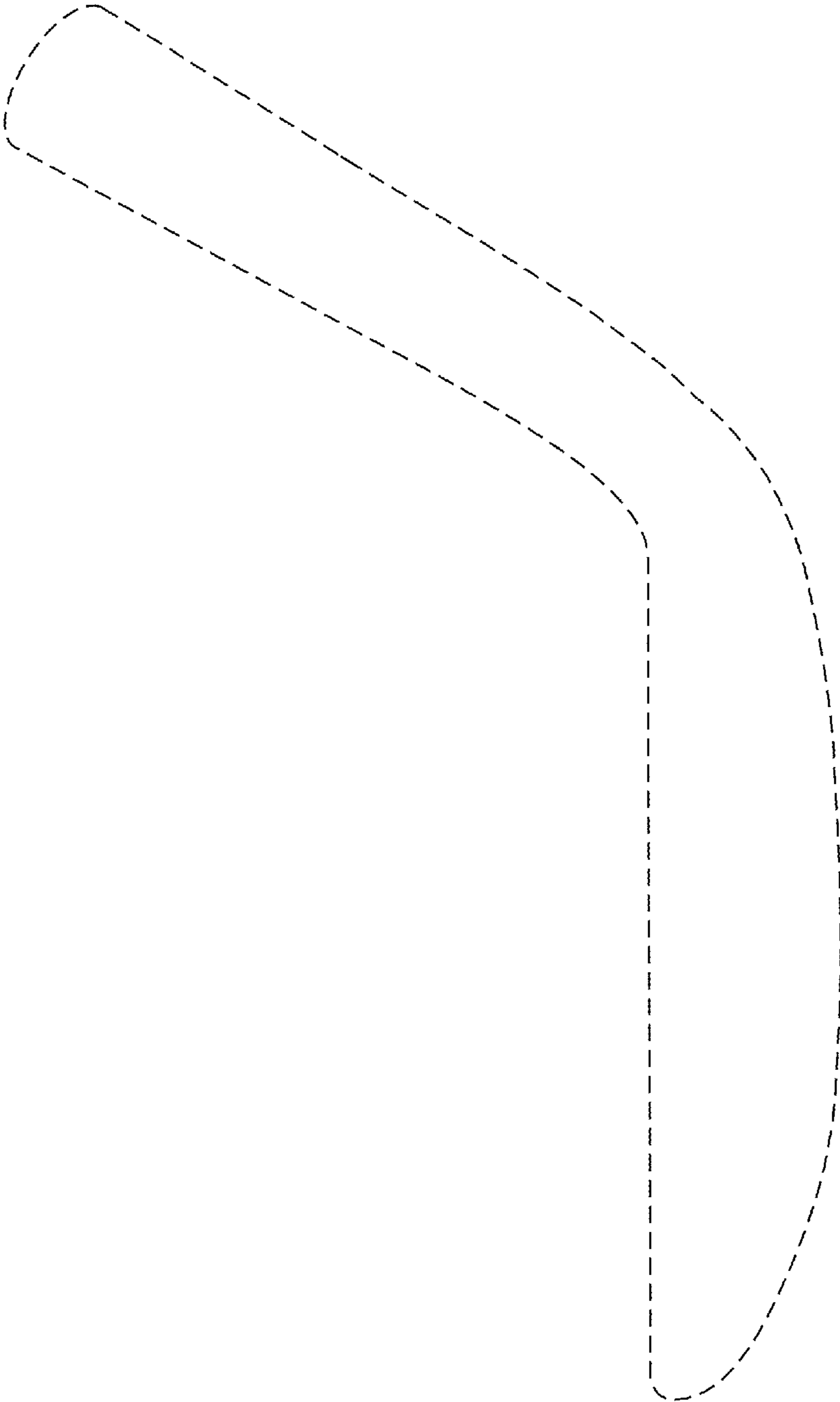


FIG. 6

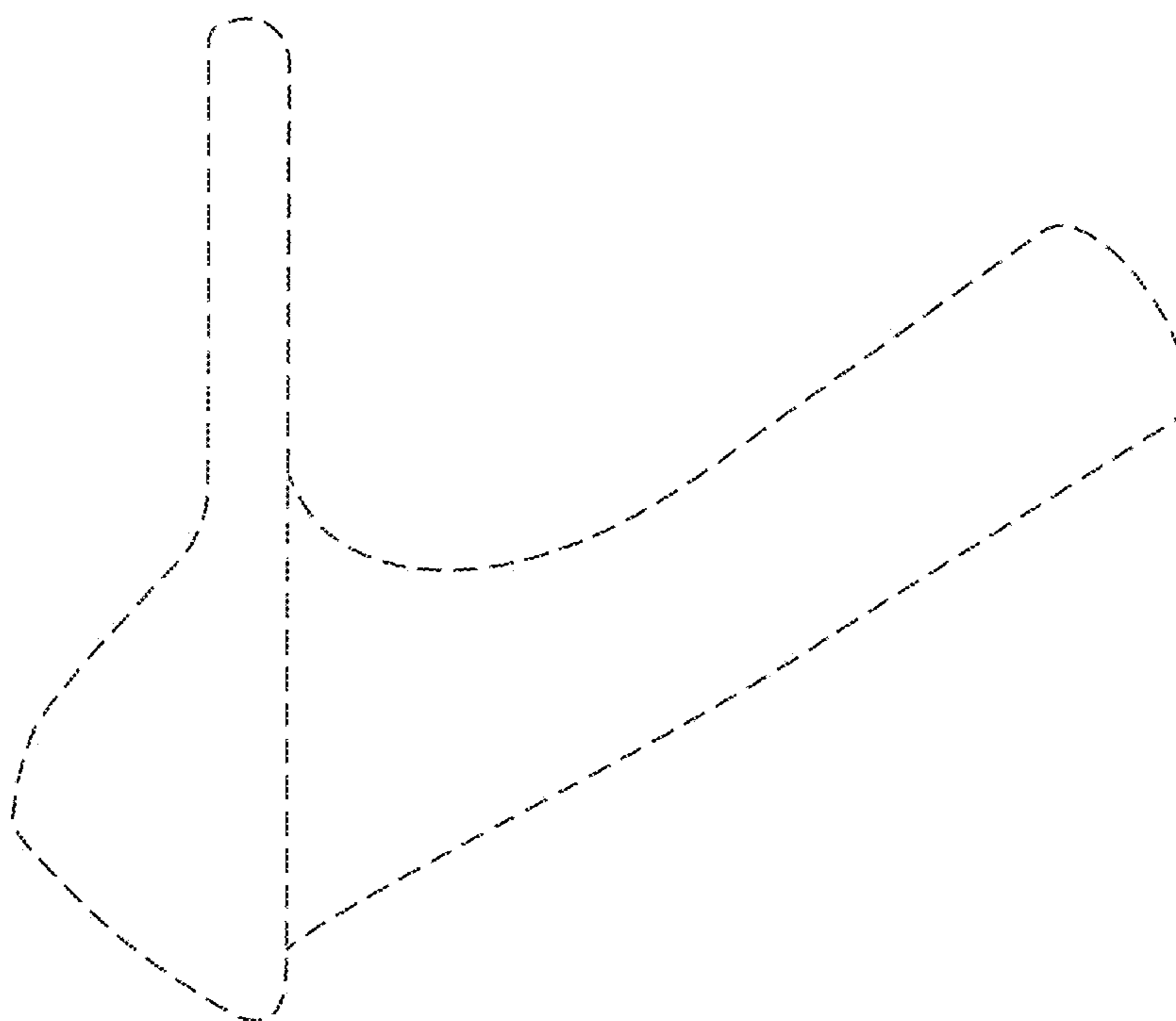


FIG. 7

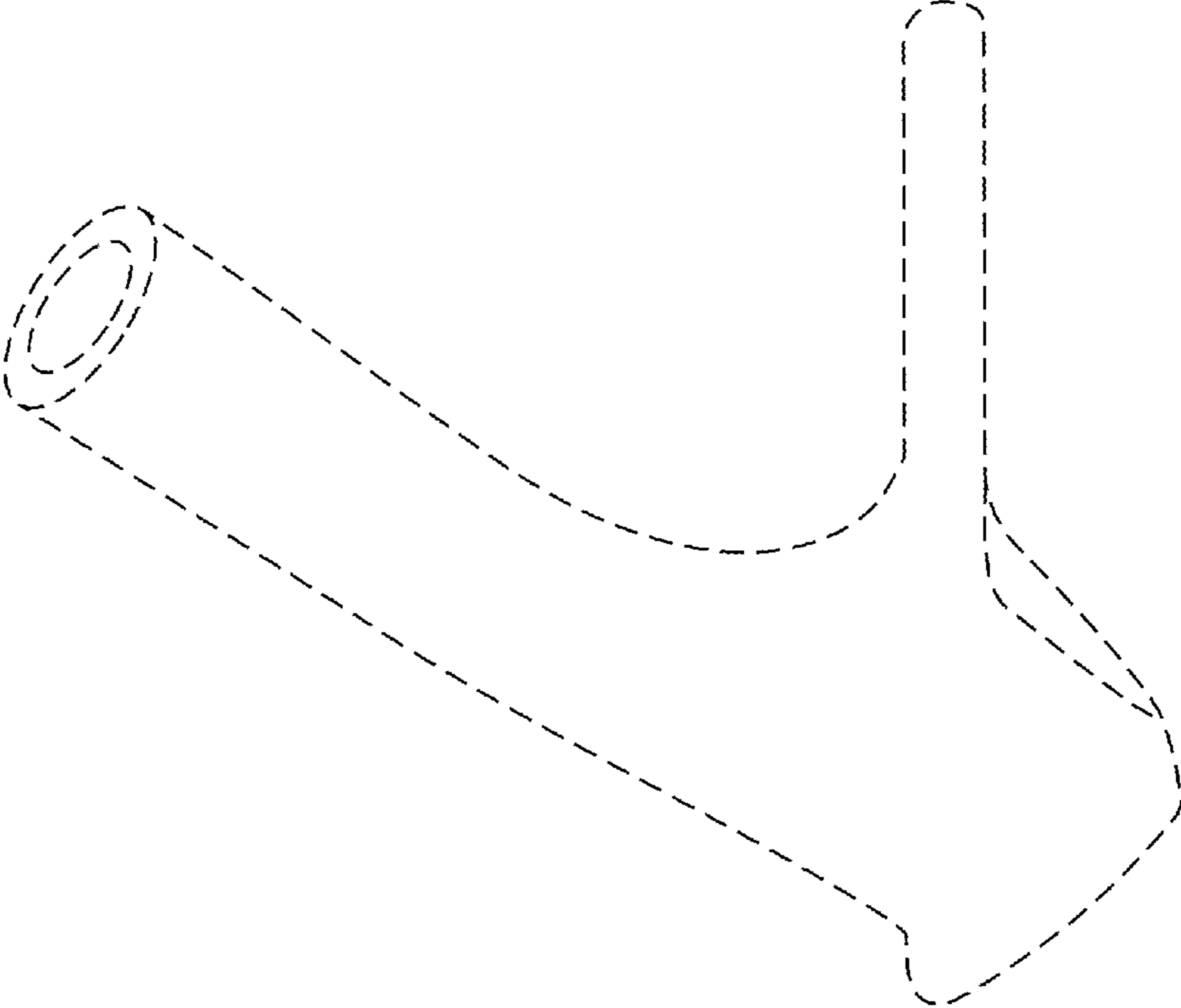


FIG. 8

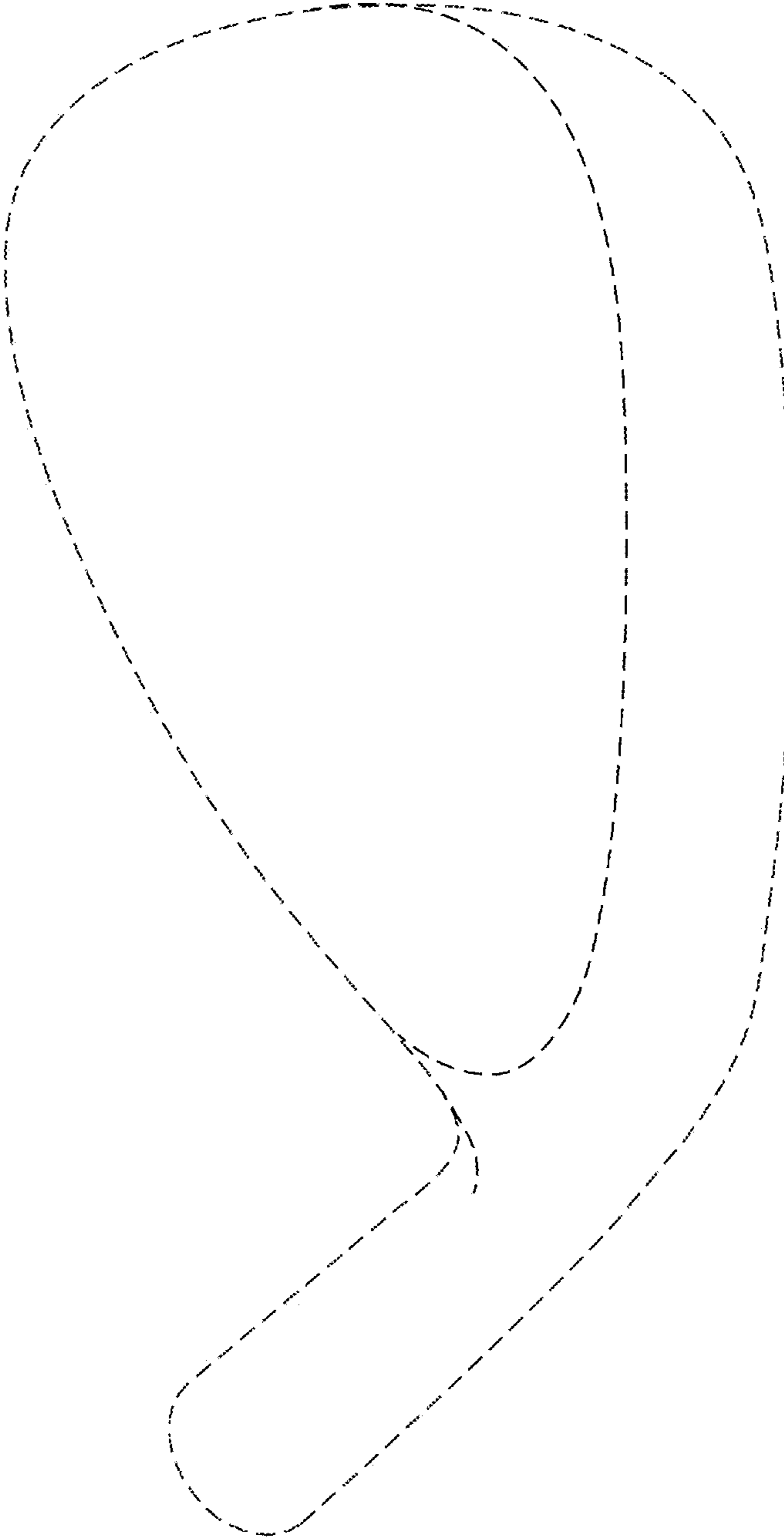


FIG. 9