



US00D760836S

(12) **United States Design Patent**  
**Wilén**

(10) **Patent No.:** **US D760,836 S**

(45) **Date of Patent:** **\*\* Jul. 5, 2016**

(54) **FINANCIAL TRANSACTION CARD**

(71) Applicant: **Mike Wilén**, Eden Prairie, MN (US)

(72) Inventor: **Mike Wilén**, Eden Prairie, MN (US)

(\*\*) Term: **14 Years**

(21) Appl. No.: **29/487,112**

(22) Filed: **Apr. 4, 2014**

(51) **LOC (10) Cl.** ..... **19-08**

(52) **U.S. Cl.**  
USPC ..... **D19/10**

(58) **Field of Classification Search**

USPC ..... D19/1-12, 20-34, 100;  
40/124.01-124.15, 672, 661, 726, 776,  
40/617; 283/72, 74-75, 103, 105-117, 82,  
283/70, 94, 81, 907; 206/449; D21/385;  
D20/10, 22, 27, 40, 42, 11;  
D14/435-437; 235/380, 382, 487, 493,  
235/488; D6/613, 583; 360/2; 702/158, 86,  
702/97, 163, 166, 170  
CPC .... B42D 15/00; B42D 15/022; B42D 15/027;  
B42D 15/042; B42D 15/045; B42D 25/00;  
B42D 25/20; B42D 25/30; B42D 25/23;  
B42D 25/29; B42D 25/26; B42D 25/285;  
B42D 2033/00; B42D 2033/02; B42D  
2033/04; B42D 2033/08; B42D 2033/10;  
B42D 2033/16; B42D 2033/18; B42D  
2033/20; B42D 2033/22; B42D 2033/28;  
B42D 2033/30

See application file for complete search history.

(56) **References Cited**

**U.S. PATENT DOCUMENTS**

D270,546 S \* 9/1983 Malmberg ..... D19/10  
D486,515 S 2/2004 True  
D505,450 S 5/2005 Lauer et al.  
D517,602 S \* 3/2006 Brink ..... D19/9  
D523,472 S 6/2006 Brink et al.  
D524,860 S 7/2006 Risafi et al.  
D572,305 S \* 7/2008 Lasch ..... D19/9

D573,182 S \* 7/2008 Ricketts ..... D19/10  
D576,513 S 9/2008 Mandes  
D578,569 S 10/2008 Lasch et al.

(Continued)

*Primary Examiner* — Abraham Bahta

(74) *Attorney, Agent, or Firm* — Dorsey & Whitney LLP

(57) **CLAIM**

I claim the ornamental design for a financial transaction card, as shown and described.

**DESCRIPTION**

The design patent or application file contains at least one photograph executed in color. Copies of this patent or patent application publication with color photograph(s) will be provided by the Office upon request and payment of the necessary fee.

FIG. 1 is a front view of a first embodiment of a financial transaction card showing my new design;

FIG. 2 is a rear view thereof;

FIG. 3 is a front view of a second embodiment of a financial transaction card;

FIG. 4 is a rear view thereof;

FIG. 5 is a front view of a third embodiment of a financial transaction card;

FIG. 6 is a rear view thereof;

FIG. 7 is a front view of a fourth embodiment of a financial transaction card;

FIG. 8 is a rear view thereof;

FIG. 9 is a front view of a fifth embodiment of a financial transaction card;

FIG. 10 is a rear view thereof;

FIG. 11 is a front view of a sixth embodiment of a financial transaction card; and,

FIG. 12 is a rear view thereof.

The broken line showing of portions of the financial transaction card is included for the purpose of illustrating environmental structure and forms no part of the claimed design.

The characteristic feature of the claimed design resides in the financial transaction card resembling a portion of a vinyl record.

The transaction is interpreted to be flat with an applied design and has no appreciable thickness.

**1 Claim, 12 Drawing Sheets**  
**(12 of 12 Drawing Sheet(s) Filed in Color)**



(56)

**References Cited**

U.S. PATENT DOCUMENTS

D582,977 S 12/2008 Field et al.  
D624,962 S 10/2010 Lazarowicz et al.  
D638,607 S 5/2011 Delco et al.

D650,439 S 12/2011 Halbur et al.  
D669,120 S 10/2012 Kim  
D687,842 S 8/2013 Matas et al.  
D687,886 S 8/2013 Ahrabian  
D741,404 S \* 10/2015 Smith ..... D19/10

\* cited by examiner




FIG. 1




FIG. 2




FIG. 3




FIG. 4

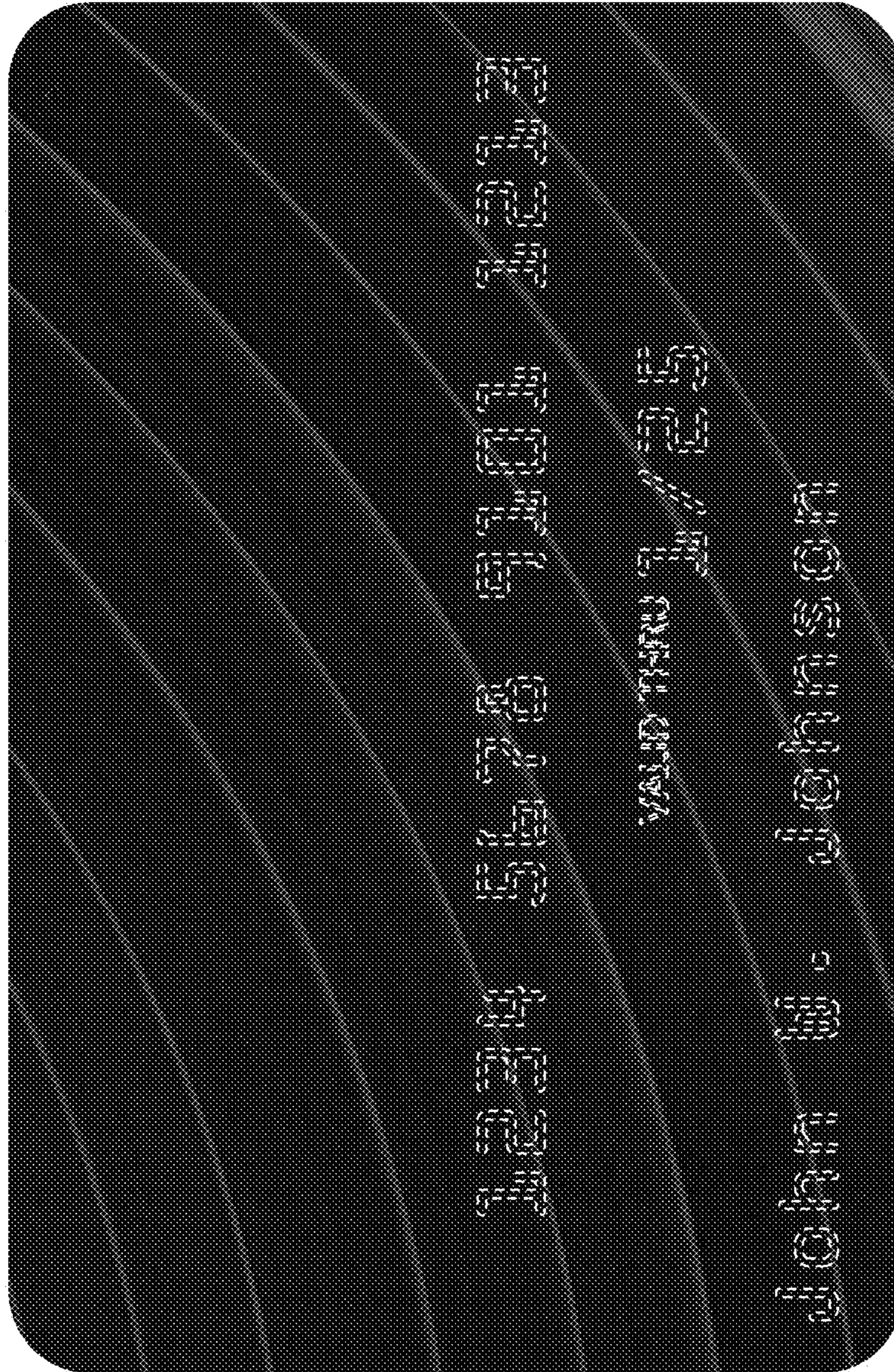


FIG. 5




FIG. 6






FIG. 7




FIG. 8

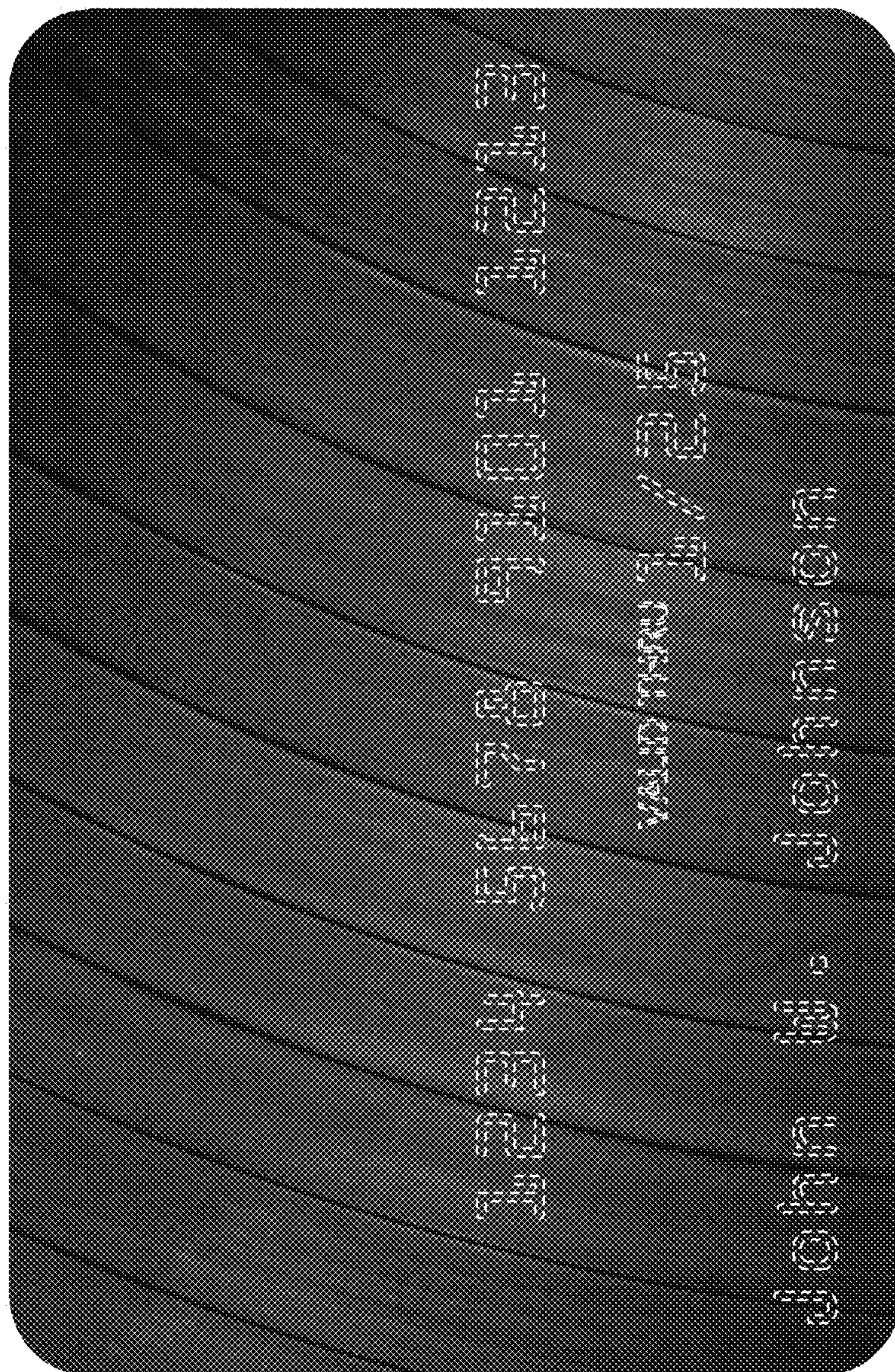


FIG. 9




FIG. 10



FIG. 11




FIG. 12