

US00D760775S

(12) **United States Design Patent**
Chen et al.

(10) **Patent No.:** **US D760,775 S**
(45) **Date of Patent:** **** Jul. 5, 2016**

(54) **PORTION OF A DISPLAY SCREEN WITH GRAPHICAL USER INTERFACE**

(71) Applicant: **Tencent Technology (Shenzhen) Company Limited**, Shenzhen, Guangdong (CN)

(72) Inventors: **Cong Chen**, Guangdong (CN); **Guang Yang**, Guangdong (CN); **Qinghua Zhong**, Guangdong (CN); **Huiling Li**, Guangdong (CN)

(73) Assignee: **Tencent Technology (Shenzhen) Company Limited** (CN)

(**) Term: **14 Years**

(21) Appl. No.: **29/476,019**

(22) Filed: **Dec. 10, 2013**

(51) **LOC (10) Cl.** **14-04**

(52) **U.S. Cl.**
USPC **D14/489**

(58) **Field of Classification Search**
USPC D14/485–495
CPC ... G06F 3/048; G06F 3/0481; G06F 3/04817; G06F 3/0482
See application file for complete search history.

(56) **References Cited**

U.S. PATENT DOCUMENTS

D623,194 S *	9/2010	Cook	D14/488
D624,407 S *	9/2010	Straker	D14/492
D633,508 S *	3/2011	Chou	D14/485
D648,732 S *	11/2011	Chou	D14/485
D648,733 S *	11/2011	Chou	D14/485
D649,557 S *	11/2011	Duchene	D14/488
D652,049 S *	1/2012	Chou	D14/485

D682,313 S *	5/2013	Voreis	D14/492
D683,362 S *	5/2013	Graham	D14/492
D683,737 S *	6/2013	Brinda	D14/485
D684,185 S *	6/2013	van Dongen	D14/489
D684,583 S *	6/2013	Brinda	D14/485
D691,174 S *	10/2013	Lipman	D14/488
D694,254 S *	11/2013	Brinda	D14/485
D698,366 S *	1/2014	Matruglio	D14/492
D700,617 S *	3/2014	Brinda	D14/485
D708,221 S *	7/2014	Danton	D14/492
D711,921 S *	8/2014	Penico	D14/492
D718,334 S *	11/2014	Cranfill	D14/489
D721,089 S *	1/2015	Brinda	D14/486
D721,732 S *	1/2015	Brinda	D14/492
D725,671 S *	3/2015	Dorfmann	D14/488
D735,229 S *	7/2015	Lim	D14/486
D742,906 S *	11/2015	Penico	D14/486
D743,442 S *	11/2015	Penico	D14/492

* cited by examiner

Primary Examiner — Angela J Lee

(74) *Attorney, Agent, or Firm* — Design IP

(57) **CLAIM**

The ornamental design for a portion of a display screen with graphical user interface, as shown and described.

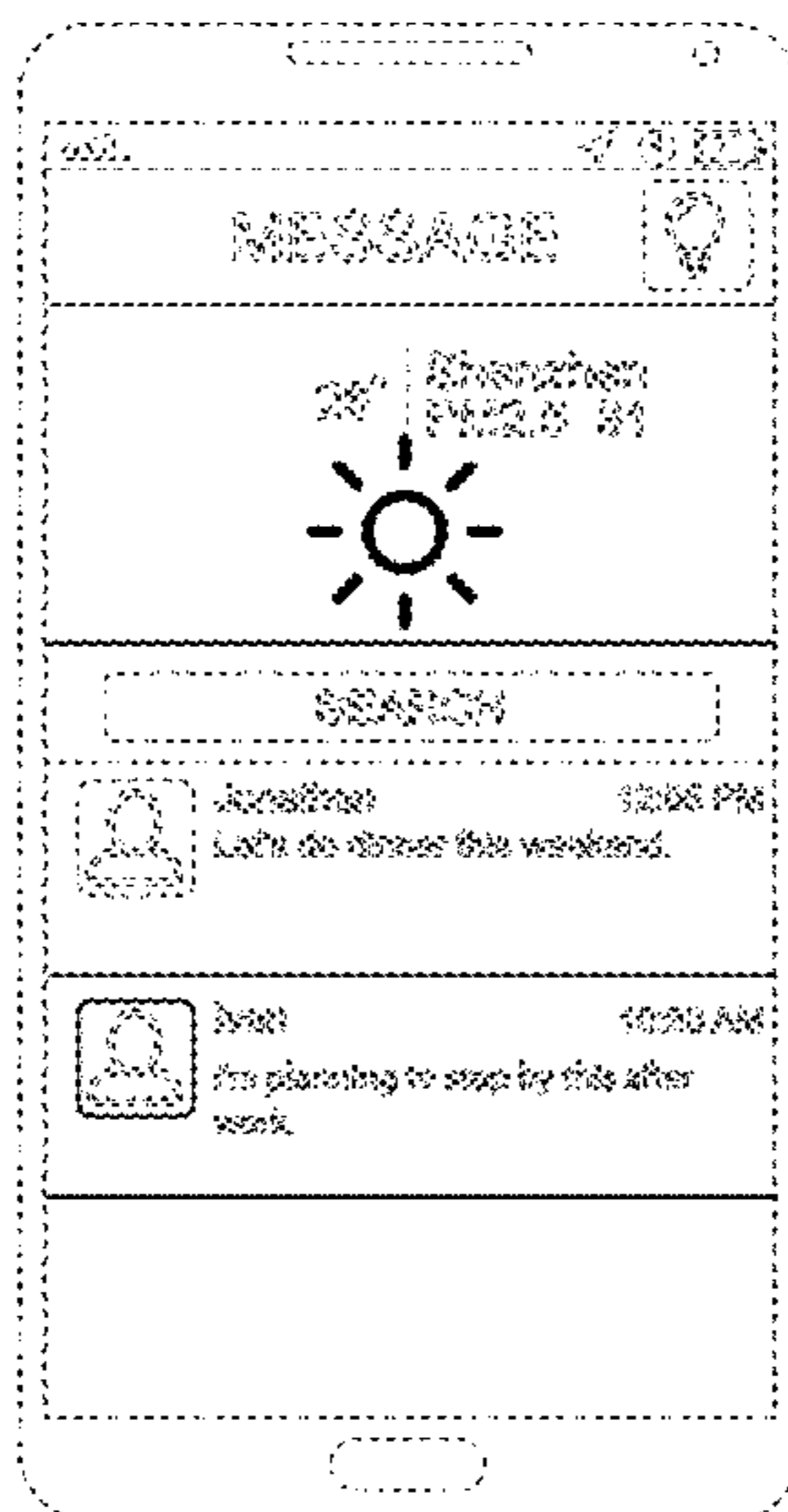
DESCRIPTION

FIG. 1 is a front view of a first embodiment of a portion of a display screen with graphical user interface showing our new design; and,

FIG. 2 is a front view of a second embodiment of a portion of a display screen with graphical user interface showing our new design.

The broken line showing of a portion of a display screen in FIGS. 1 through 2 forms no part of the claimed design. The broken line showing of text and portions of the graphical user interface in FIGS. 1 through 2 represents environmental subject matter and forms no part of the claimed design.

1 Claim, 2 Drawing Sheets



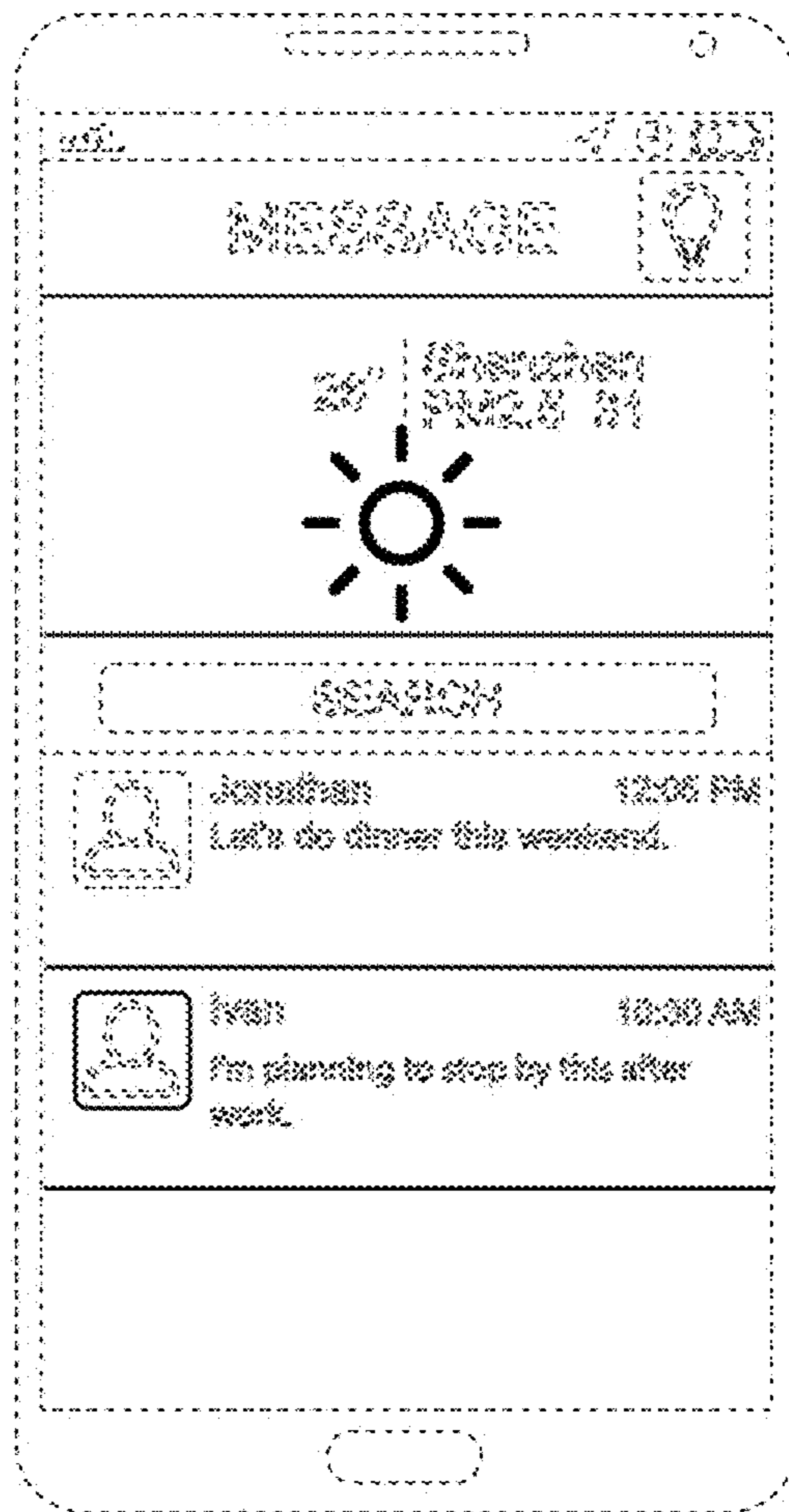


FIG. 1

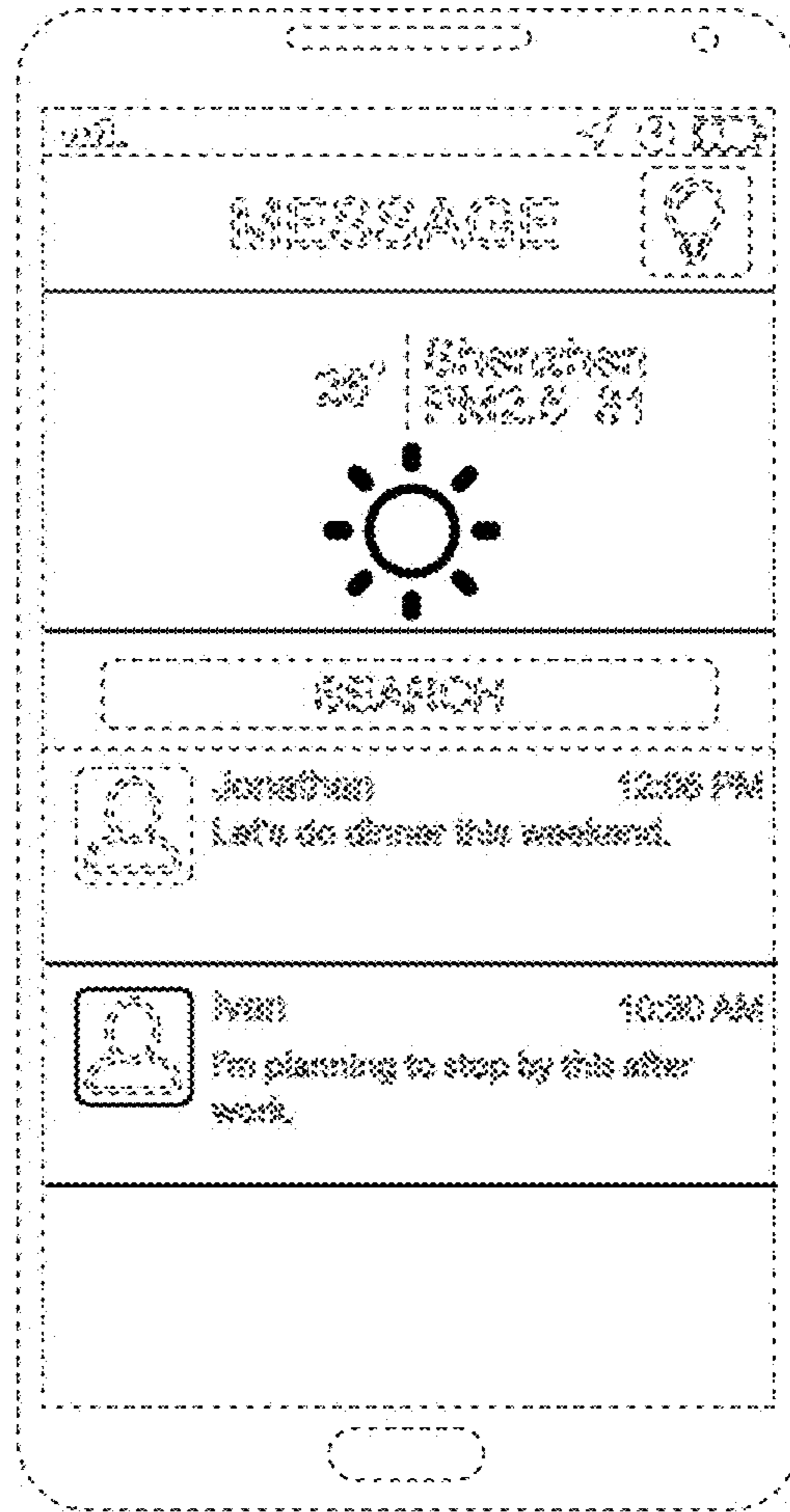


FIG. 2