



US00D760709S

(12) **United States Design Patent**
Chen et al.

(10) **Patent No.:** **US D760,709 S**
(45) **Date of Patent:** **** Jul. 5, 2016**

(54) **REAR HOUSING FOR AN ELECTRONIC DEVICE**

(71) Applicant: **KING SLIDE TECHNOLOGY CO., LTD.**, Kaohsiung (TW)

(72) Inventors: **Shan-Yao Chen**, Kaohsiung (TW);
Shu-Chen Lin, Kaohsiung (TW)

(73) Assignee: **King Slide Technology Co., Ltd.**,
Kaohsiung (TW)

(**) Term: **14 Years**

(21) Appl. No.: **29/508,513**

(22) Filed: **Nov. 7, 2014**

(51) **LOC (10) Cl.** **14-03**

(52) **U.S. Cl.**
USPC **D14/250**

(58) **Field of Classification Search**
USPC D14/137, 138 R, 138 AA, 138 C, 138 G,
D14/142, 144, 147, 240, 247, 248, 250,
D14/341-347, 496, 138 AB, 138 AD, 238.1,
D14/440; D13/168; D18/7
CPC ... H04M 1/02; H04M 1/0202; H04M 1/0216;
H04M 1/0235; H04M 1/0237; H04M 1/0264;
H04M 2250/20; G06F 1/1626; H04R 2499/11;
H04R 1/00; H04R 1/2811; H01R 35/02
See application file for complete search history.

(56) **References Cited**

U.S. PATENT DOCUMENTS

D434,410	S	*	11/2000	Frye	D14/248
D450,315	S	*	11/2001	Thimaporn	D14/240
D593,533	S	*	6/2009	Seo	D14/138 AB
D606,061	S	*	12/2009	Chen	D14/248
D606,064	S	*	12/2009	Chen	D14/248
D616,849	S	*	6/2010	Fujimura	D14/138 AD
D619,361	S	*	7/2010	Andre	D3/269
D621,811	S	*	8/2010	Chen	D14/138 G

D632,665	S	*	2/2011	Kim	D14/138 G
D659,691	S	*	5/2012	Kim	D14/250
D685,359	S	*	7/2013	Chen	D14/250
D685,360	S	*	7/2013	Chen	D14/250
D721,064	S	*	1/2015	Sun	D14/250
D721,072	S	*	1/2015	Laffon de Mazieres	D14/250
D721,680	S	*	1/2015	Lee	D14/248
D721,688	S	*	1/2015	Du	D14/250
D723,014	S	*	2/2015	Lee	D14/248
D724,064	S	*	3/2015	Lee	D14/248
D729,252	S	*	5/2015	Smith	D14/440
D736,754	S	*	8/2015	Morgenroth	D14/248
D738,364	S	*	9/2015	Han	D14/248
D740,796	S	*	10/2015	Kim	D14/248
D744,992	S	*	12/2015	Lee	D14/248
2011/0240662	A1	*	10/2011	Han	H04B 1/3888 220/660
2013/0002493	A1	*	1/2013	Jia	H04B 1/3888 343/702

* cited by examiner

Primary Examiner — Carla Jobe Wright

(74) *Attorney, Agent, or Firm* — Rosenberg, Klein & Lee

(57) **CLAIM**


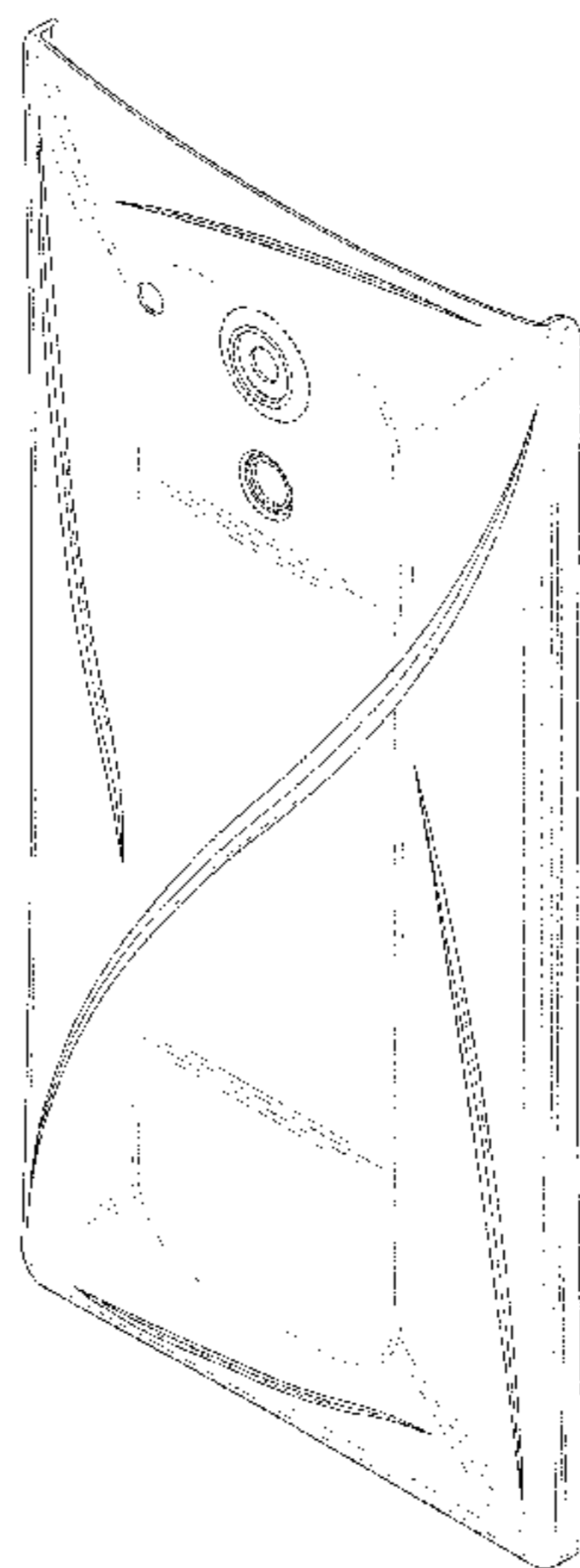
We claim, the ornamental design for a rear housing for an electronic device, as shown and described.

DESCRIPTION

FIG. 1 is a front perspective view of a rear housing for an electronic device showing my present design;
FIG. 2 is a front view thereof;
FIG. 3 is a rear view thereof;
FIG. 4 is a left view thereof;
FIG. 5 is a right view thereof;
FIG. 6 is a top plan view thereof; and,
FIG. 7 is a bottom plan view.

In FIGS. 3 and 6, the innermost of the two solid peripheral lines forms a boundary of the claim wherein the unshaded surfaces within this boundary form no part of the claimed design. The broken lines throughout the figures depict environmental structure that forms no part of the claimed design.

1 Claim, 5 Drawing Sheets



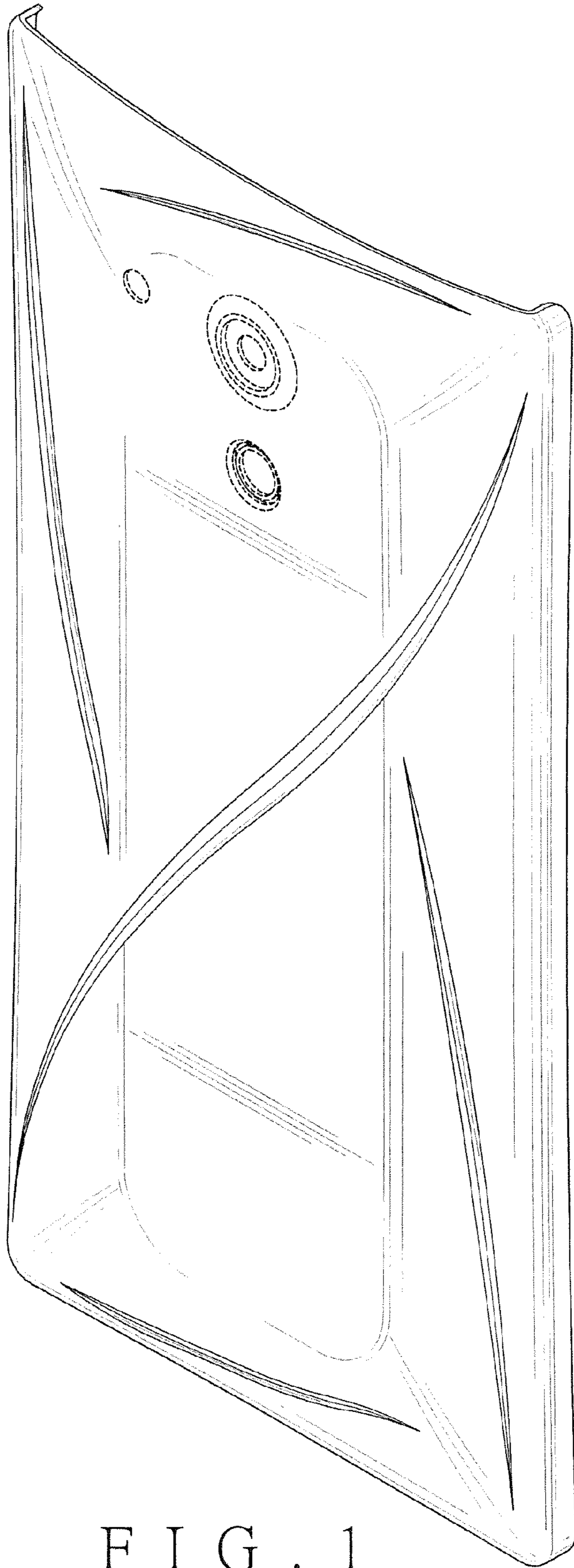


FIG. 1

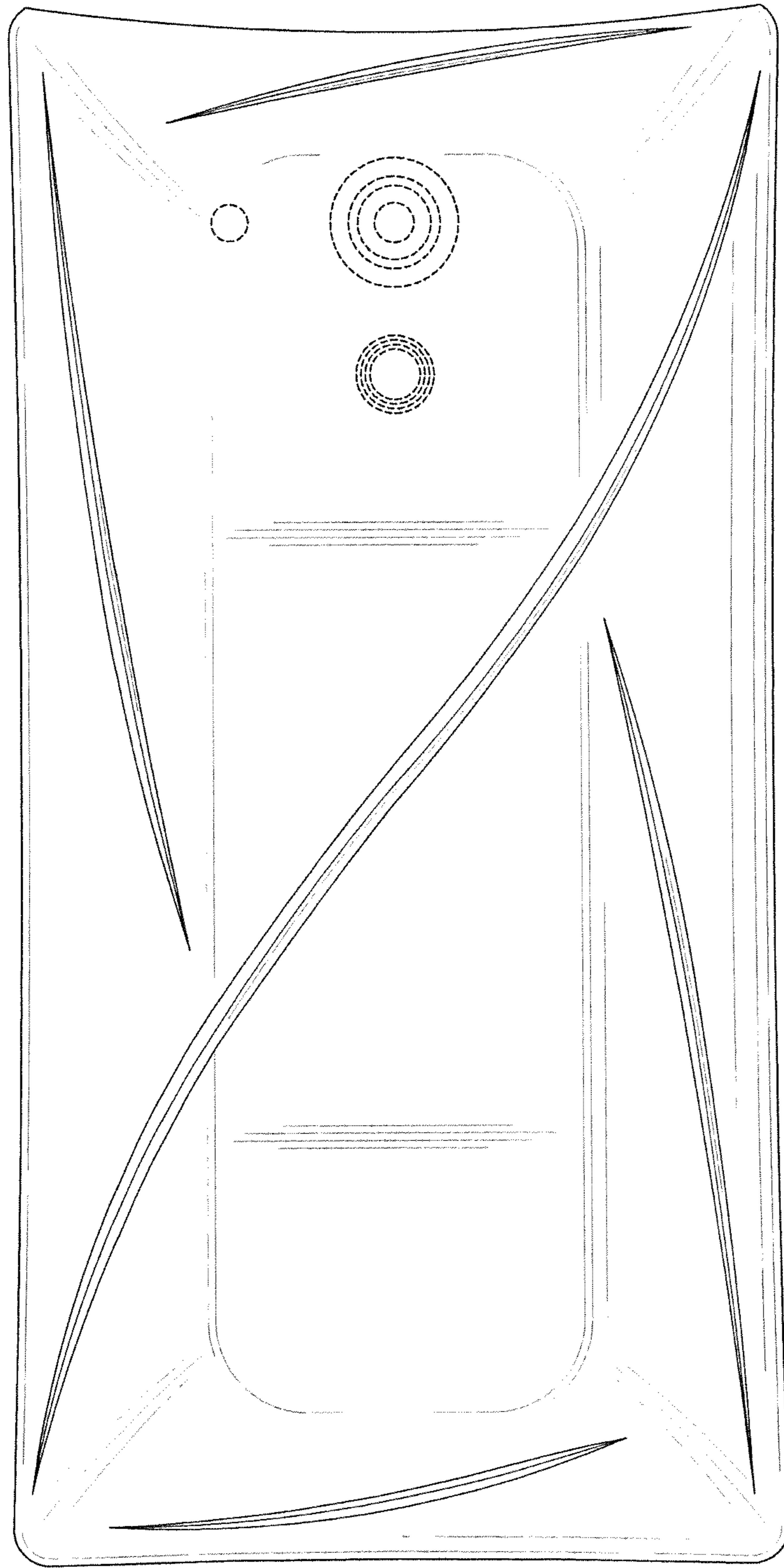


FIG . 2

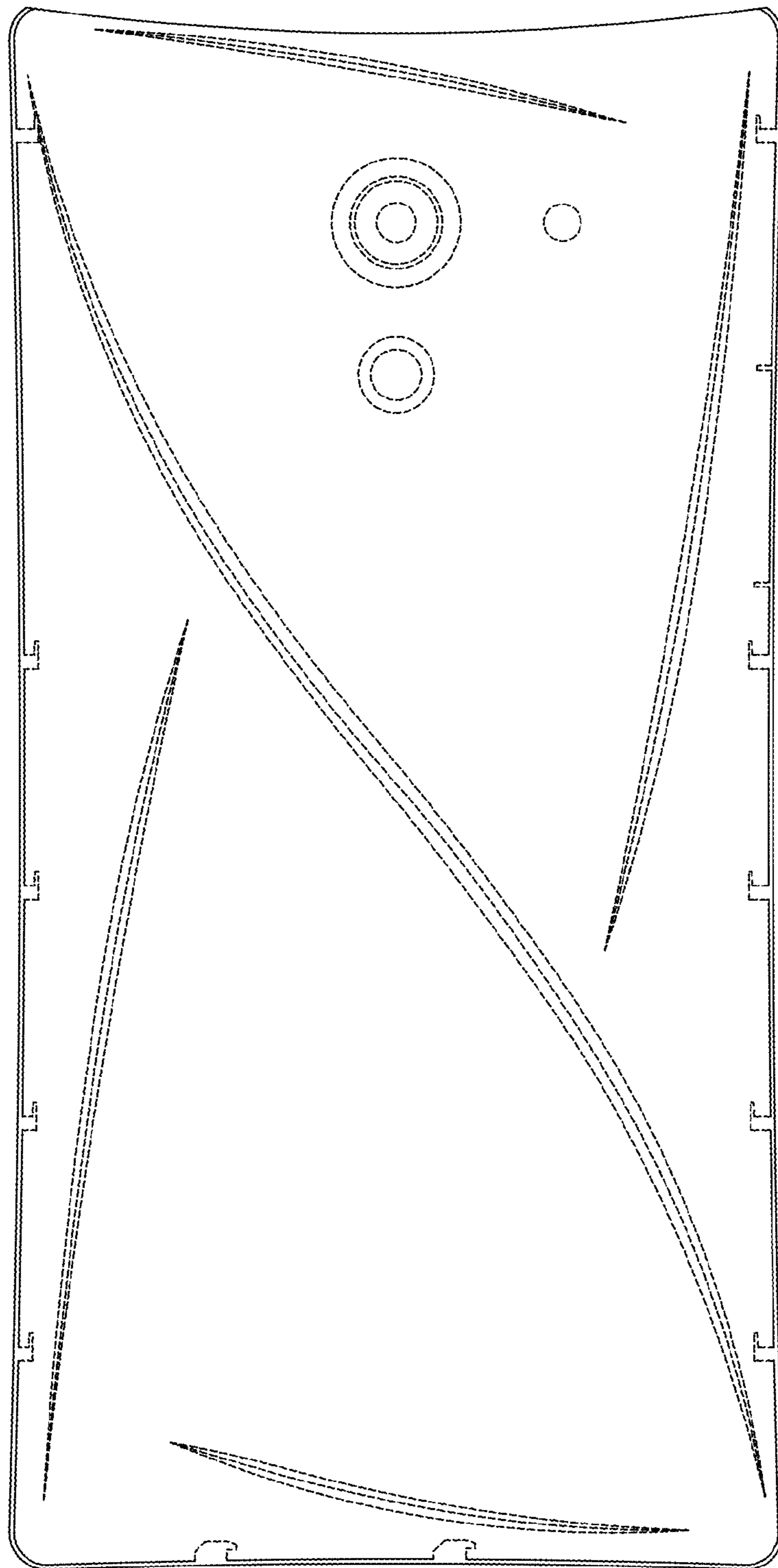


FIG. 3




FIG. 4



FIG. 5




FIG. 6




FIG. 7