

US00D760699S

(12) **United States Design Patent**  
**Peh**

(10) **Patent No.:** **US D760,699 S**

(45) **Date of Patent:** **\*\* Jul. 5, 2016**

(54) **REMOTE CONTROL UNIT**

(71) Applicant: **Home Control Singapore Pte. Ltd.**, Toa Payoh (SG)

(72) Inventor: **Beng Tee Peh**, Singapore (SG)

(73) Assignee: **Home Control Singapore Pte. Ltd.**, Toa Payoh (SG)

(\*\*) Term: **14 Years**

(21) Appl. No.: **29/513,549**

(22) Filed: **Jan. 2, 2015**

(30) **Foreign Application Priority Data**

Jul. 4, 2014 (EM) ..... 002496414-0001

(51) **LOC (10) Cl.** ..... **14-03**

(52) **U.S. Cl.**  
USPC ..... **D14/218**

(58) **Field of Classification Search**  
USPC ..... D14/137, 174, 217-218, 240, 247,  
D14/388-390, 396, 511; D21/516;  
D13/162-164, 168; 715/738; 434/350;  
600/323; 348/211.99, 14.05, 114, 734;  
341/175-176; 455/575.1  
CPC ..... G08C 23/04; G08C 19/12; H04N 5/44;  
H04L 17/02

See application file for complete search history.

(56) **References Cited**

U.S. PATENT DOCUMENTS

D354,059	S	*	1/1995	Hendricks	.....	D14/218
6,947,101	B2	*	9/2005	Arling	.....	G08C 17/00 348/734
D606,982	S	*	12/2009	Kaneko	.....	D14/218
D639,278	S	*	6/2011	Chai	.....	D14/218
D663,289	S	*	7/2012	Murchison	.....	D14/218
D665,382	S	*	8/2012	Kim	.....	D14/218
D703,187	S	*	4/2014	Maier	.....	D14/218
D724,568	S	*	3/2015	Peh	.....	D14/218
D742,857	S	*	11/2015	Andresen	.....	D14/218

\* cited by examiner

*Primary Examiner* — Ralf Seifert

(74) *Attorney, Agent, or Firm* — Foley & Lardner LLP

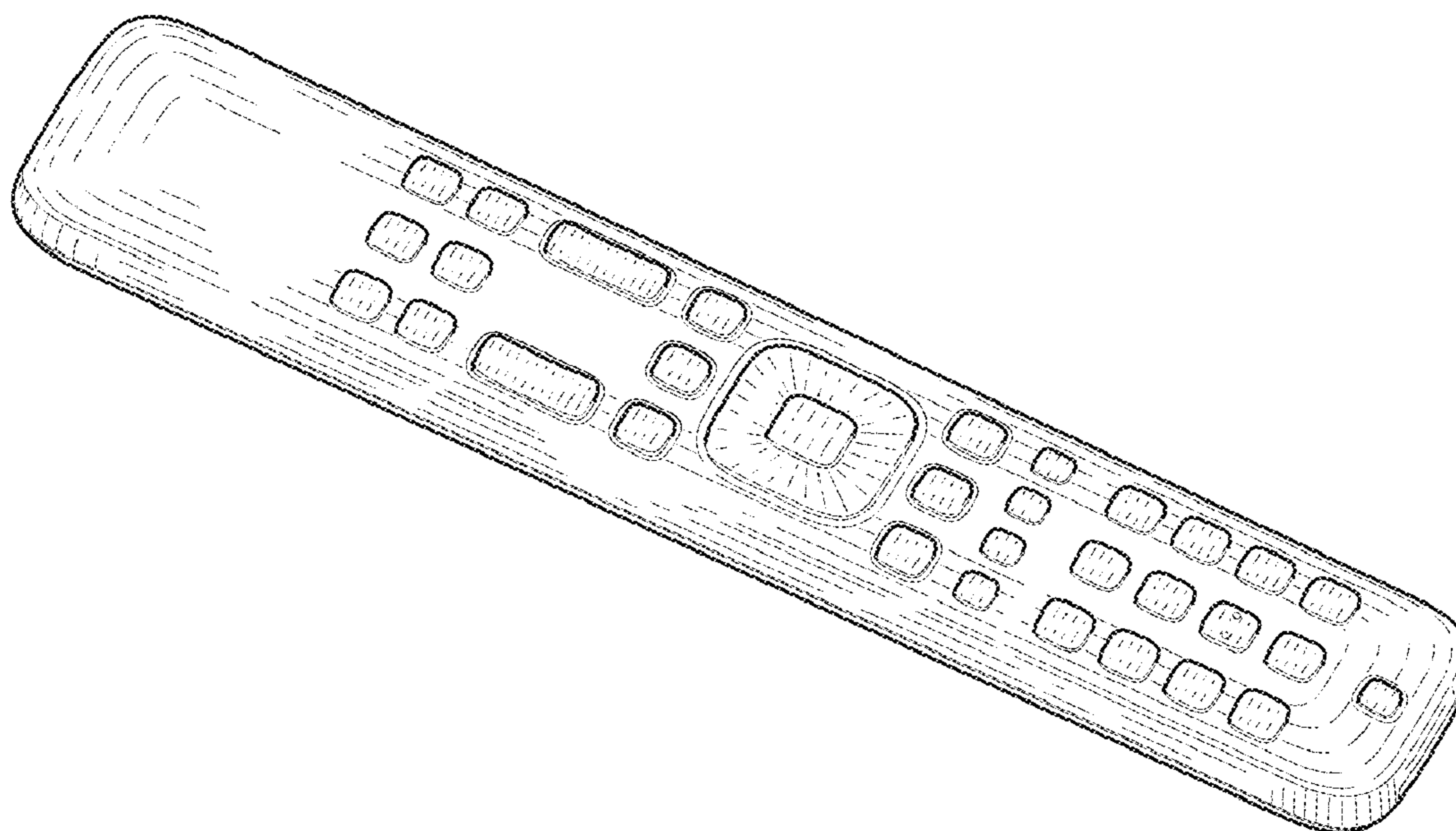
(57) **CLAIM**

The ornamental design for a remote control unit, as shown.

**DESCRIPTION**

FIG. 1 is a perspective view showing my design;  
FIG. 2 is a front elevational view thereof;  
FIG. 3 is a rear elevational view thereof;  
FIG. 4 is a right side elevational view thereof;  
FIG. 5 is a left side elevational view thereof;  
FIG. 6 is a top plan view thereof; and,  
FIG. 7 is a bottom plan view thereof.

**1 Claim, 3 Drawing Sheets**



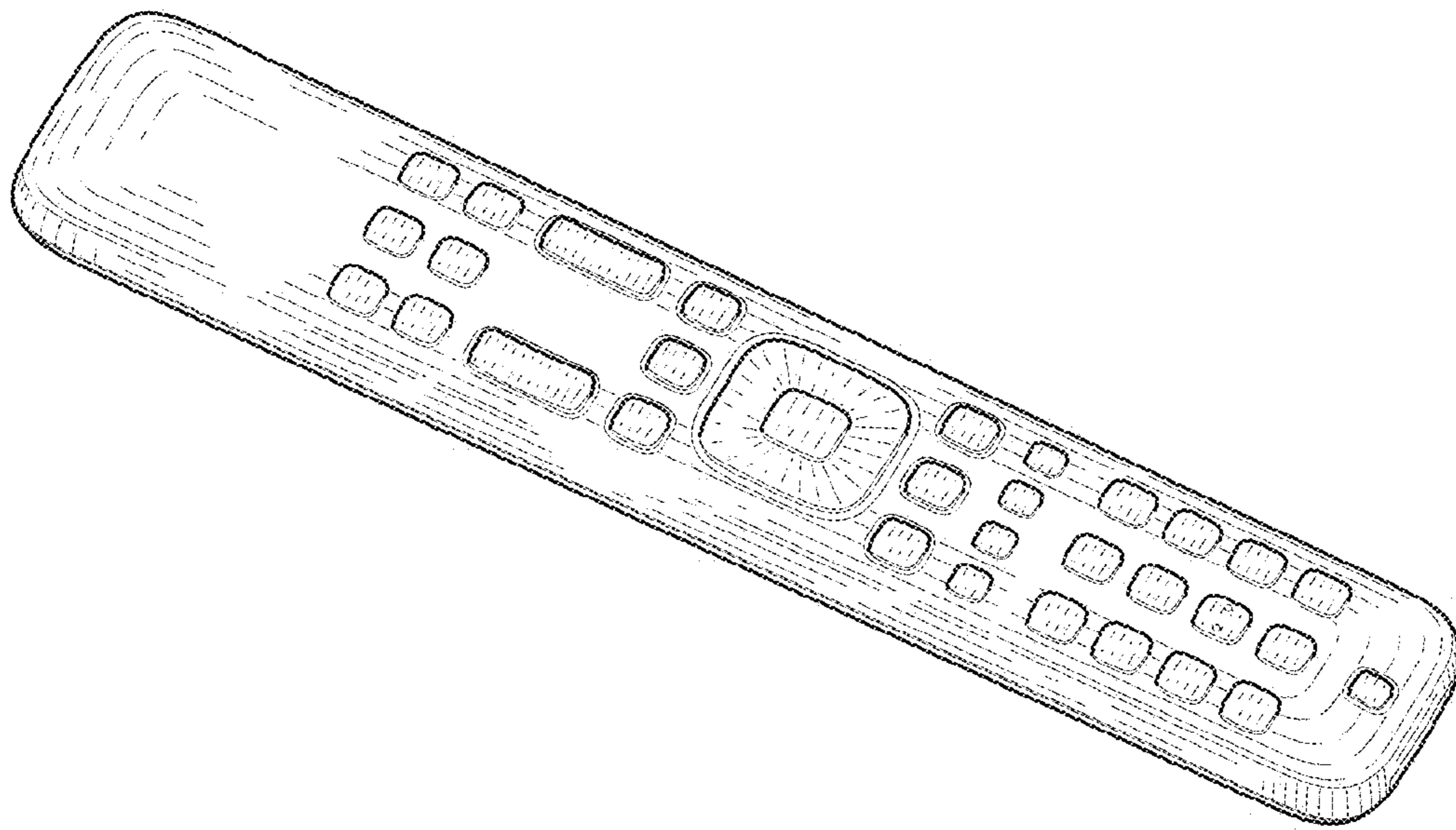


FIG. 1

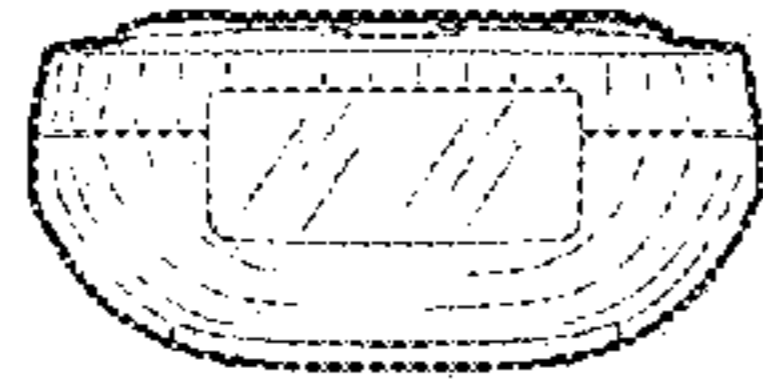


FIG. 2

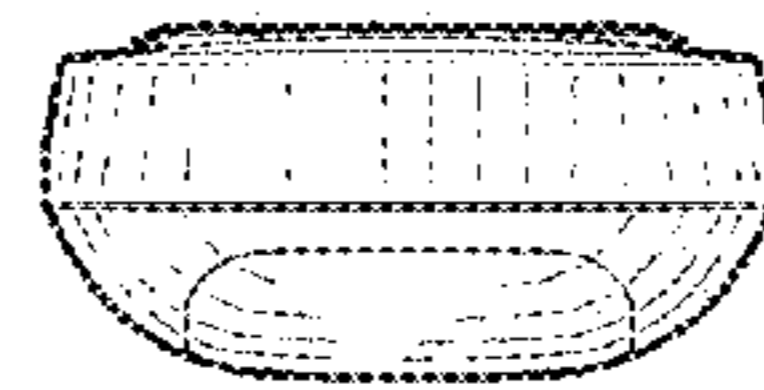


FIG. 3



FIG. 4




FIG. 5

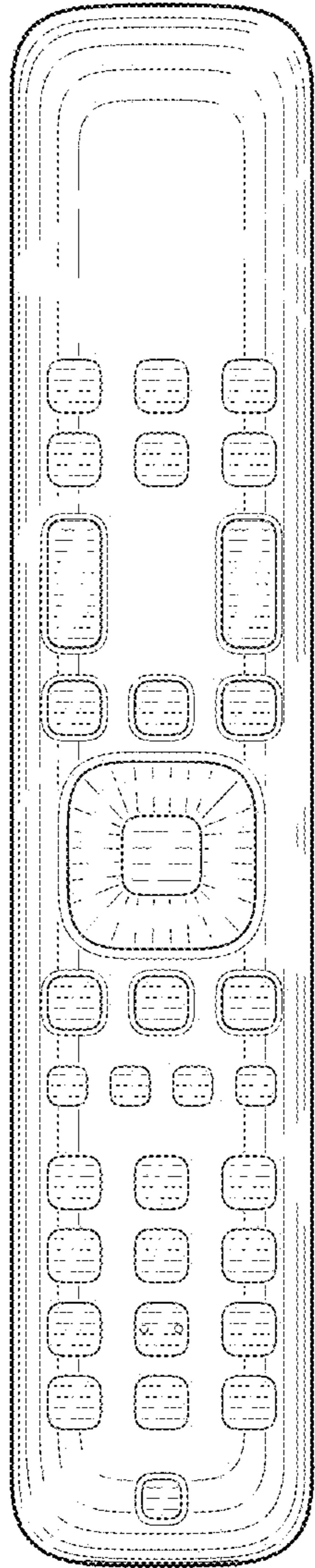


FIG. 6




FIG. 7