



US00D760698S

(12) **United States Design Patent**
Jung et al.

(10) **Patent No.:** **US D760,698 S**

(45) **Date of Patent:** **** Jul. 5, 2016**

(54) **AUDIO DEVICE**

(71) Applicant: **Samsung Electronics Co., Ltd.**,
Suwon-si, Gyeonggi-do (KR)

(72) Inventors: **Minjoon Jung**, Seoul (KR); **Gyoo-sang Choi**, Suwon-si (KR)

(73) Assignee: **SAMSUNG ELECTRONICS CO., LTD.**, Suwon-Si, Gyeonggi-Do (KR)

(**) Term: **14 Years**

(21) Appl. No.: **29/524,570**

(22) Filed: **Apr. 21, 2015**

(51) **LOC (10) Cl.** **14-03**

(52) **U.S. Cl.**
USPC **D14/217**; D14/188

(58) **Field of Classification Search**
USPC D14/162, 167–169, 175, 179, 188,
D14/194–198, 217, 257, 258, 265, 299, 388,
D14/389, 434, 496; 330/1 R, 3, 4, 250;
D13/163, 164; 455/344–351; 381/86,
381/119, 120; 84/625, 660, 697
CPC B60R 11/0217; G06F 1/1688; G10K 9/22;
G10K 11/004; H03F 1/327; H04M 1/03;
H04M 1/035; H04N 5/642; H04N 21/4852;
H04R 1/02; H04R 1/06; H04R 1/021; H04R
1/025; H04R 1/026; H04R 1/028; H04R
1/105; H04R 1/323; H04R 1/403; H04R
1/2803; H04R 1/2834; H04R 5/02; H04R
7/20; H04R 9/06; H04R 9/025; H04R
2201/021; H04R 2400/00; H04R 2400/07;
H04R 2499/11; H04R 2499/13; H04R
2499/15; H04S 3/00; H04S 7/30
See application file for complete search history.

(56) **References Cited**

U.S. PATENT DOCUMENTS

D67,819	S	*	7/1925	Wood et al.	D14/197
D266,083	S	*	9/1982	Klaus	D13/164
D323,647	S	*	2/1992	Schott	D13/162
D471,173	S	*	3/2003	Takita	D14/162
D523,419	S		6/2006	Joseph		
D568,287	S	*	5/2008	Wada	D14/168
D616,867	S	*	6/2010	Ito	D14/217
D657,774	S	*	4/2012	Chung	D14/168
D665,376	S	*	8/2012	Goetzen	D14/188
D665,778	S	*	8/2012	Langlois	D14/217
D666,159	S	*	8/2012	Adenau	D13/164
D730,324	S	*	5/2015	Ito	D14/217

FOREIGN PATENT DOCUMENTS

KR 30-0734321 3/2014

OTHER PUBLICATIONS

<http://www.pssl.com/!7xrKgojTVcynaDHtzcwMjw!/American-Audio-Flex-100-MP3-Complete-DJ-System>.

* cited by examiner

Primary Examiner — Keli L Hill
(74) *Attorney, Agent, or Firm* — Ladas & Parry LLP

(57) **CLAIM**
We claim the ornamental design for the audio device, as shown and described.

DESCRIPTION

FIG. 1 is the front perspective view of the audio device showing our new design;
FIG. 2 is the front view thereof;
FIG. 3 is the rear view thereof;
FIG. 4 is the left-side view thereof;
FIG. 5 is the right-side view thereof;
FIG. 6 is the top plan view thereof; and,
FIG. 7 is the bottom plan view thereof.
The broken lines in the drawing show unclaimed environment only and form no part of the claimed design.

1 Claim, 7 Drawing Sheets

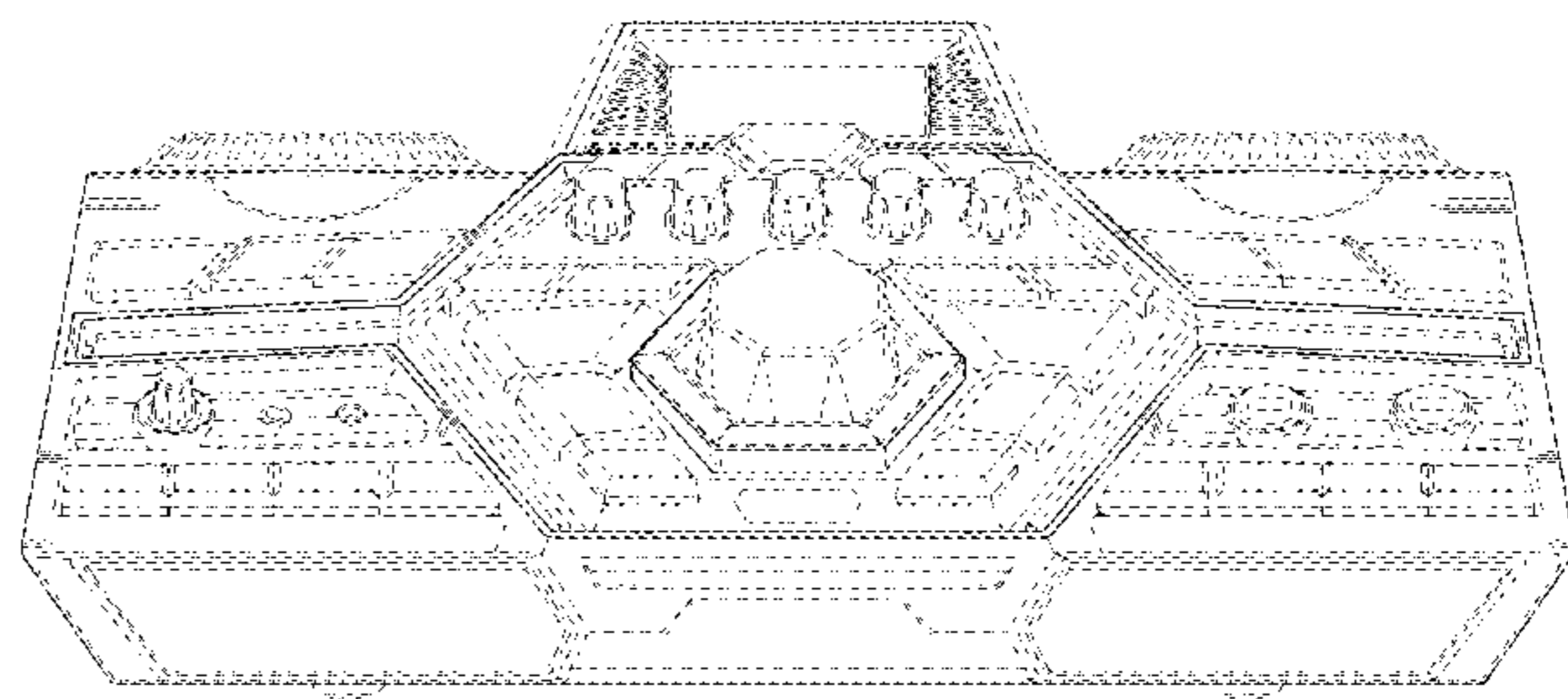
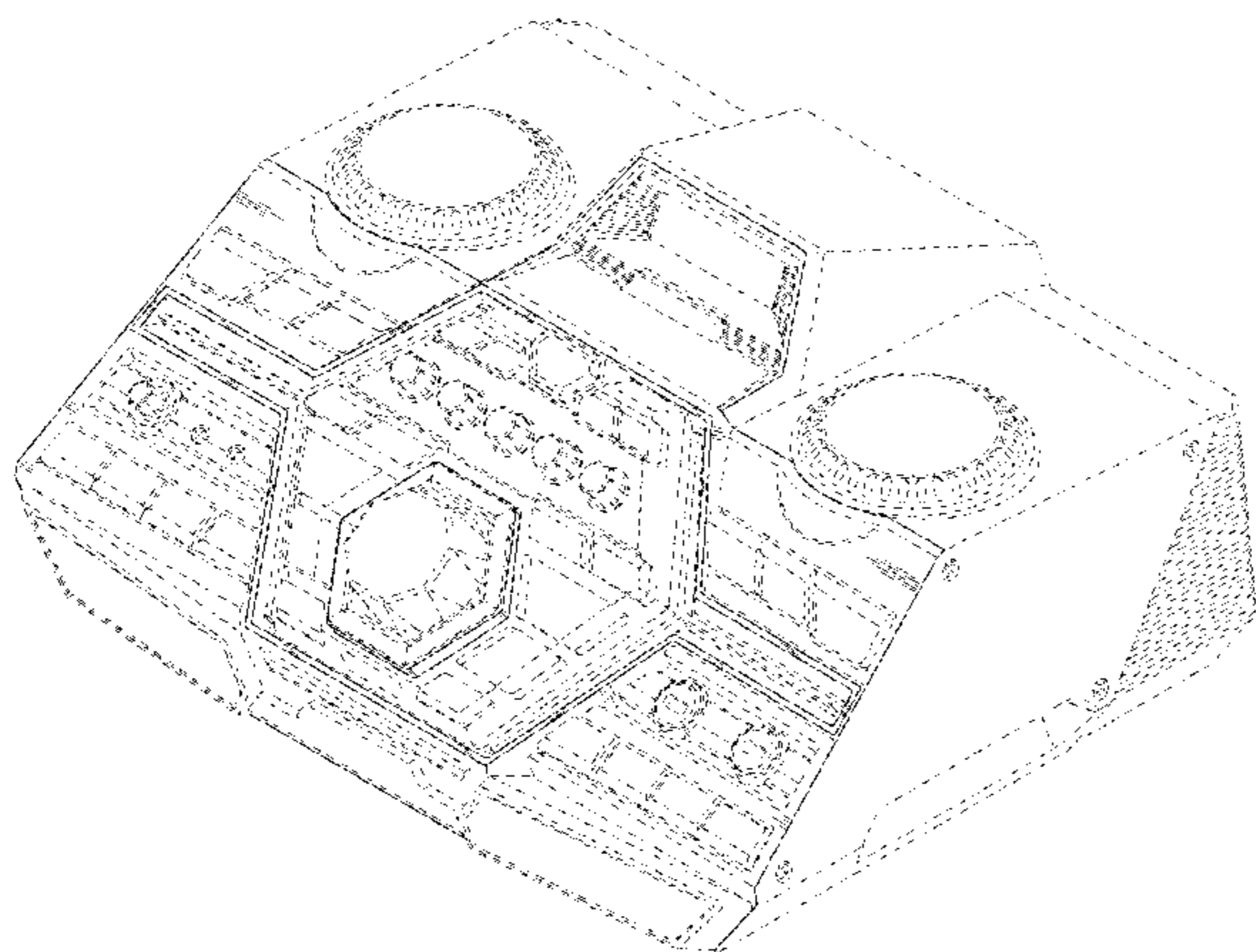


FIG. 1

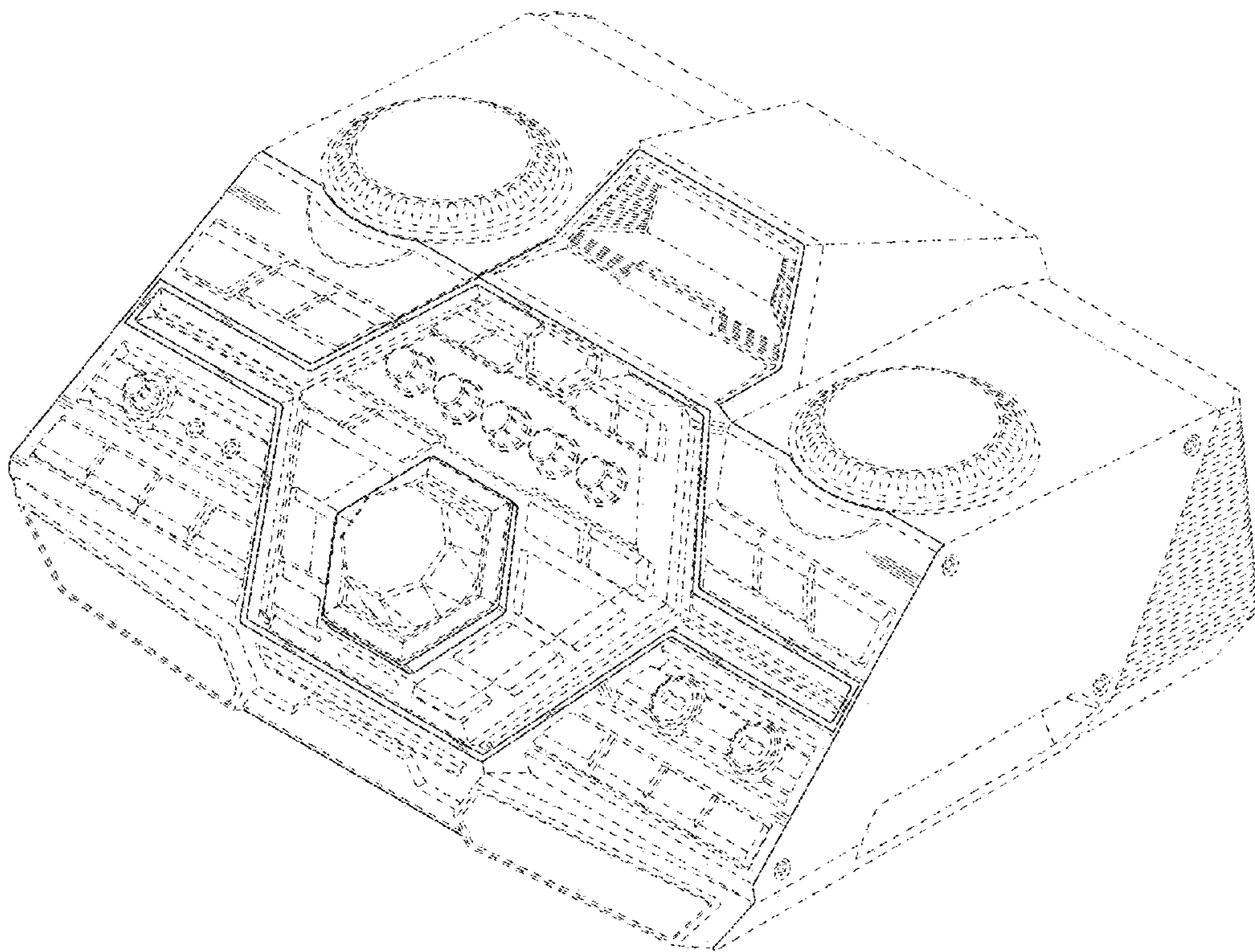


FIG.2

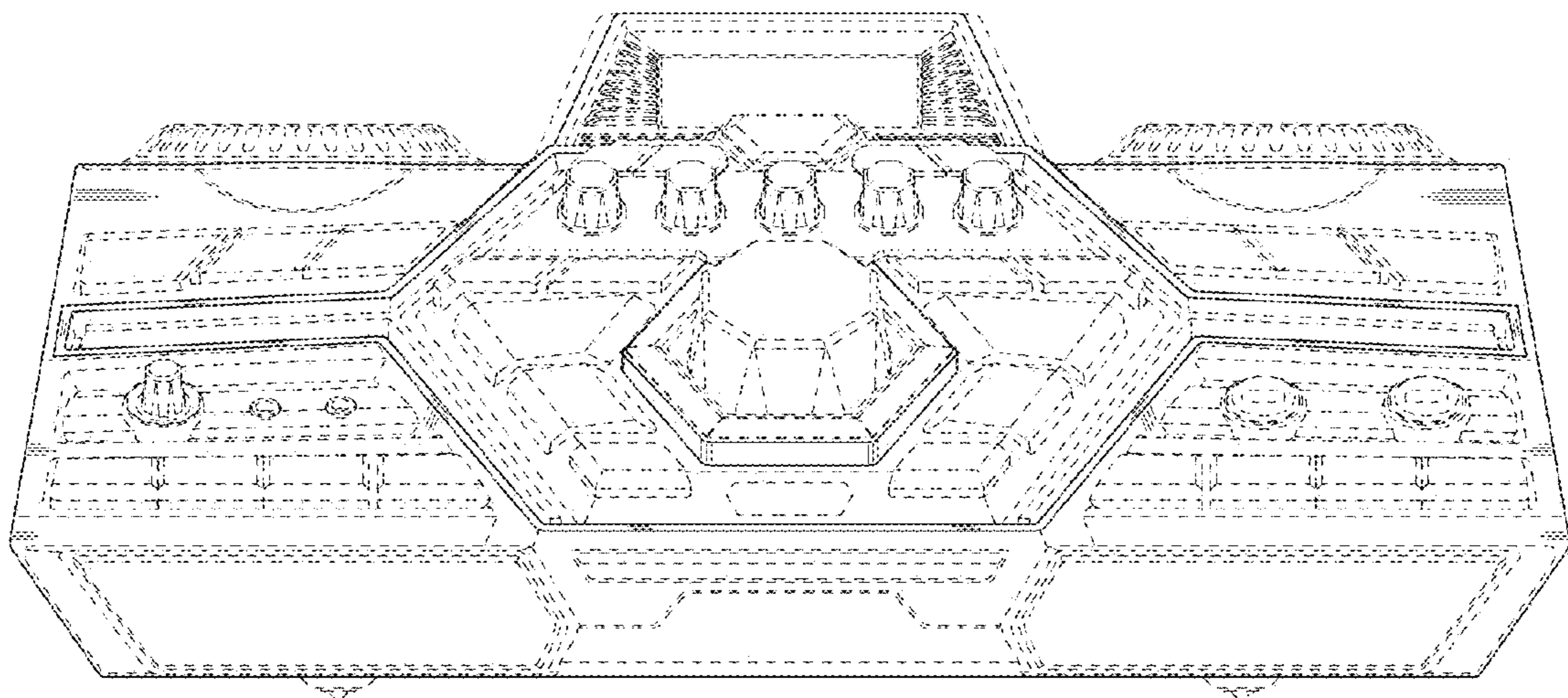


FIG.3

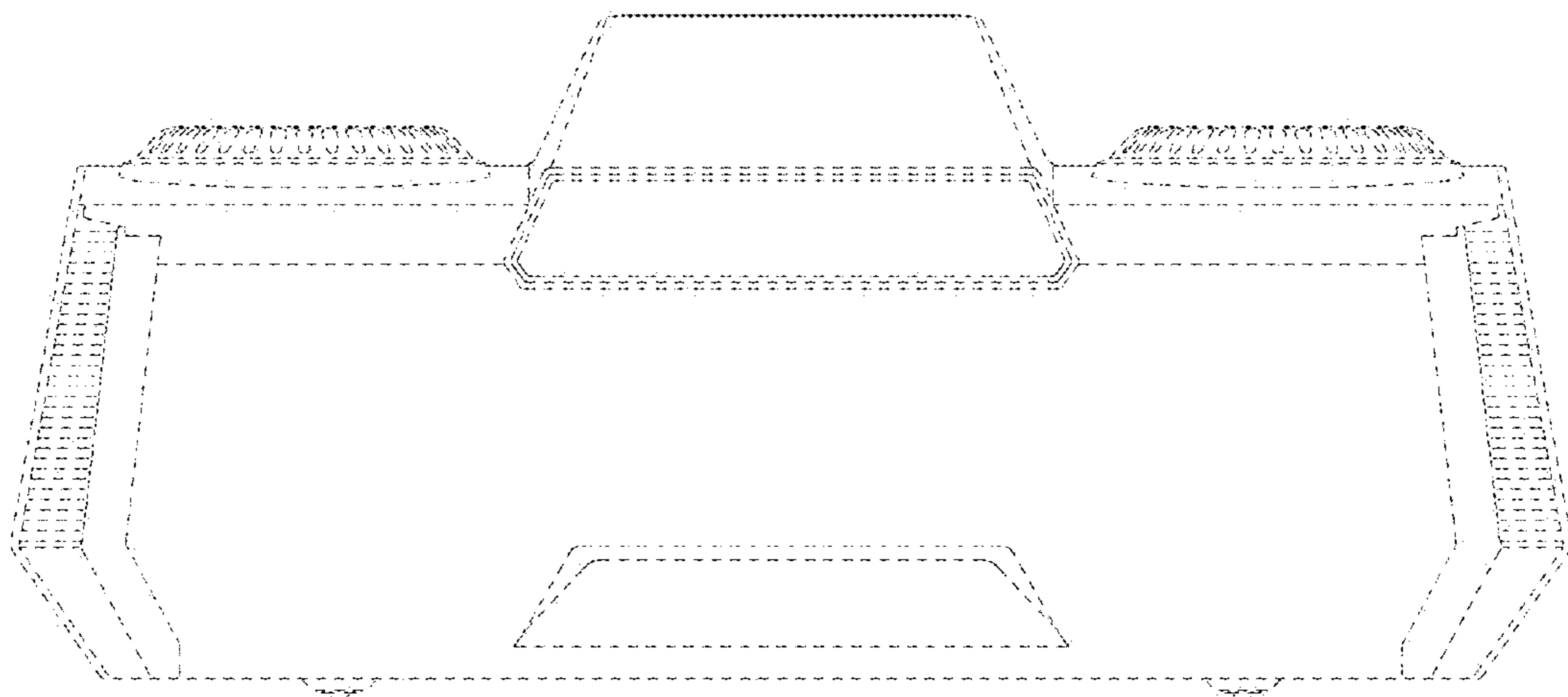


FIG.4

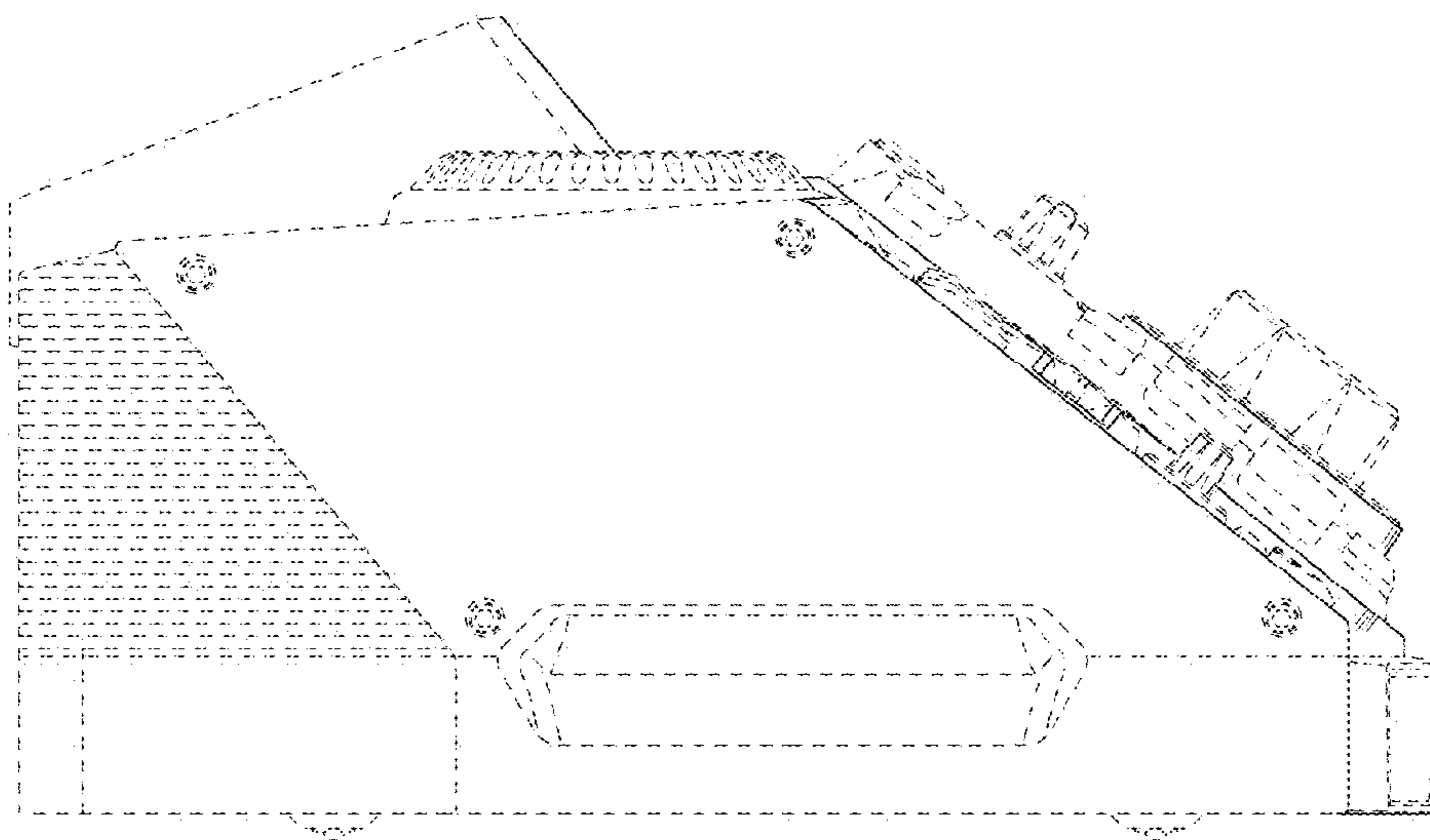


FIG.5

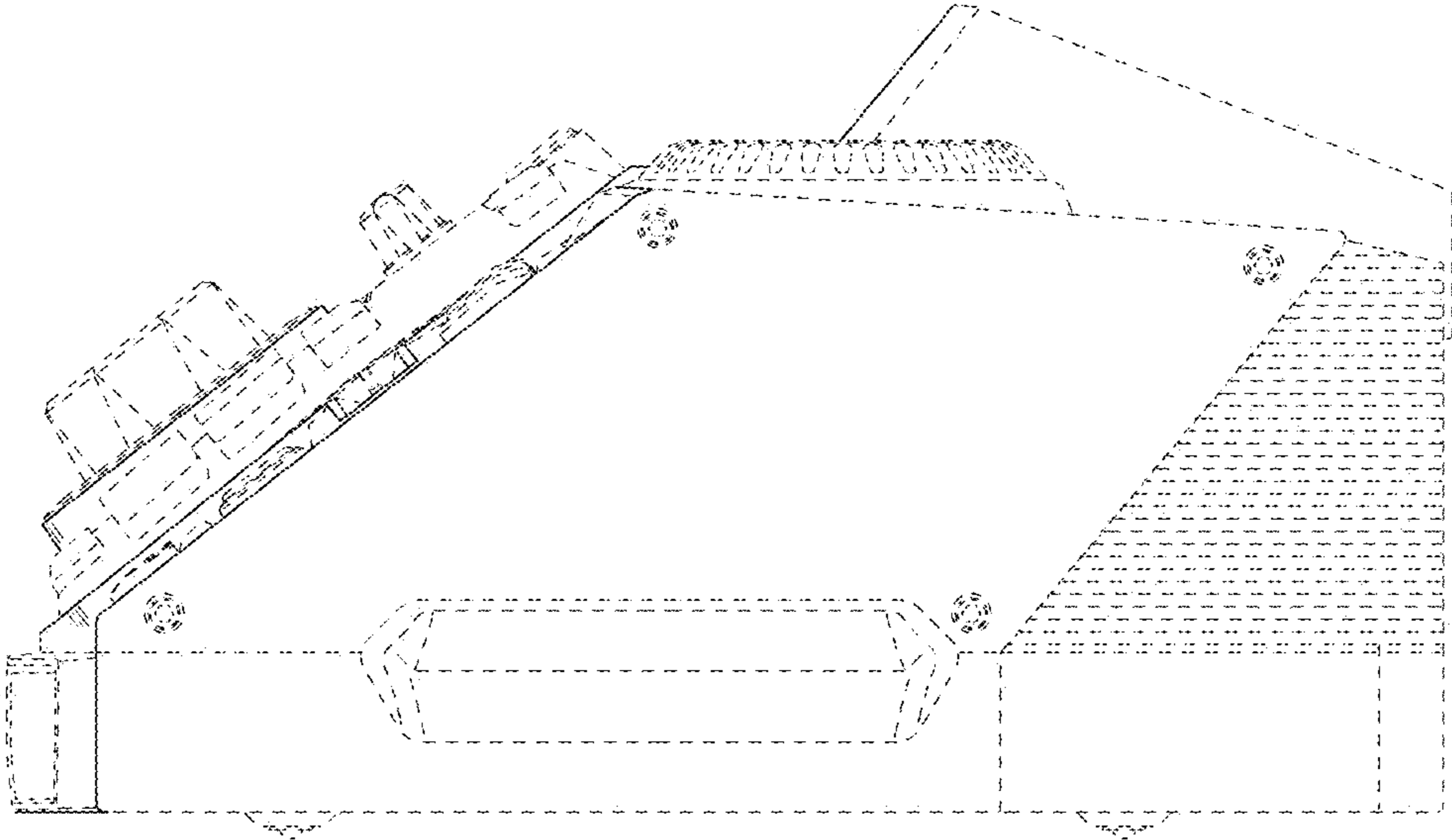


FIG.6

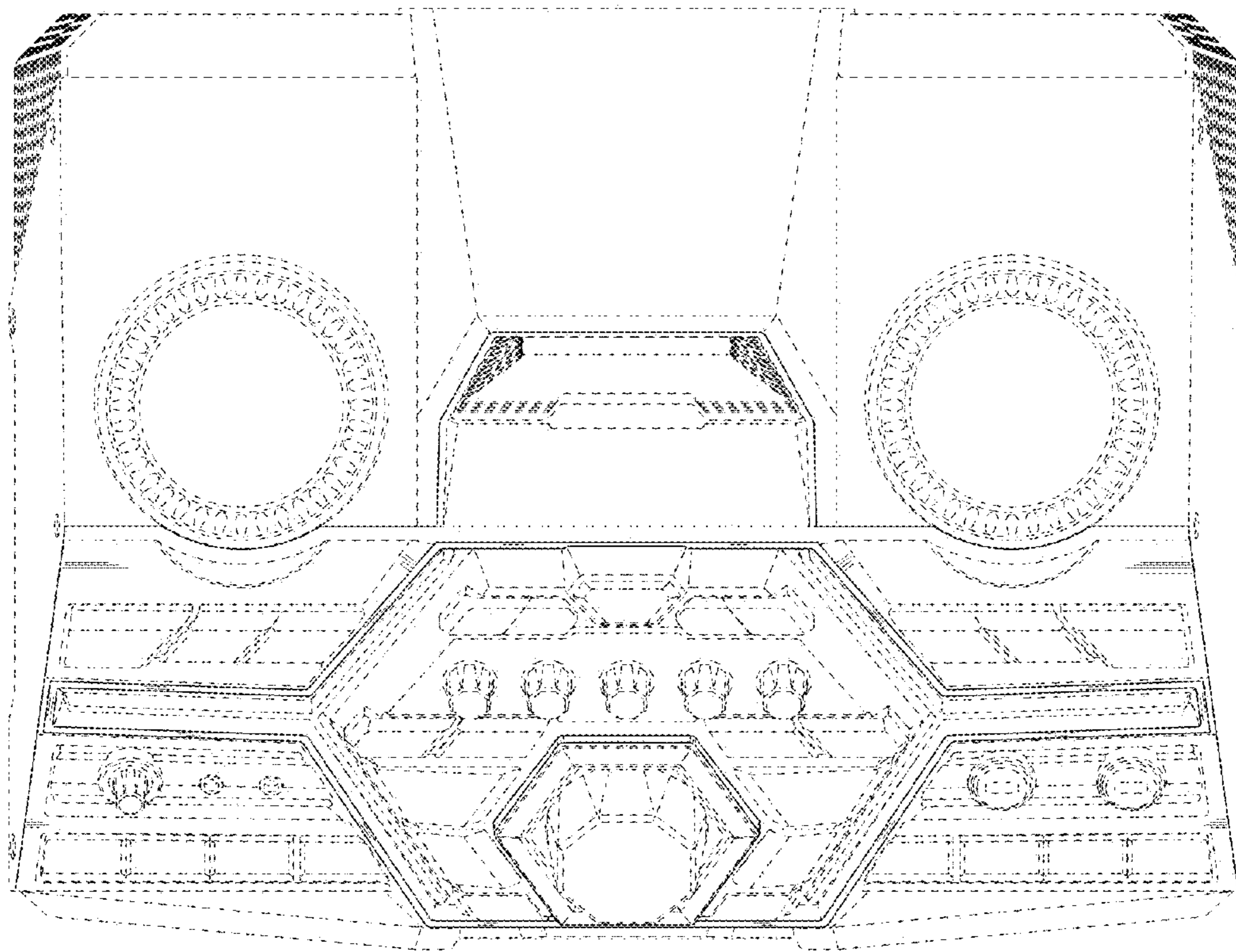
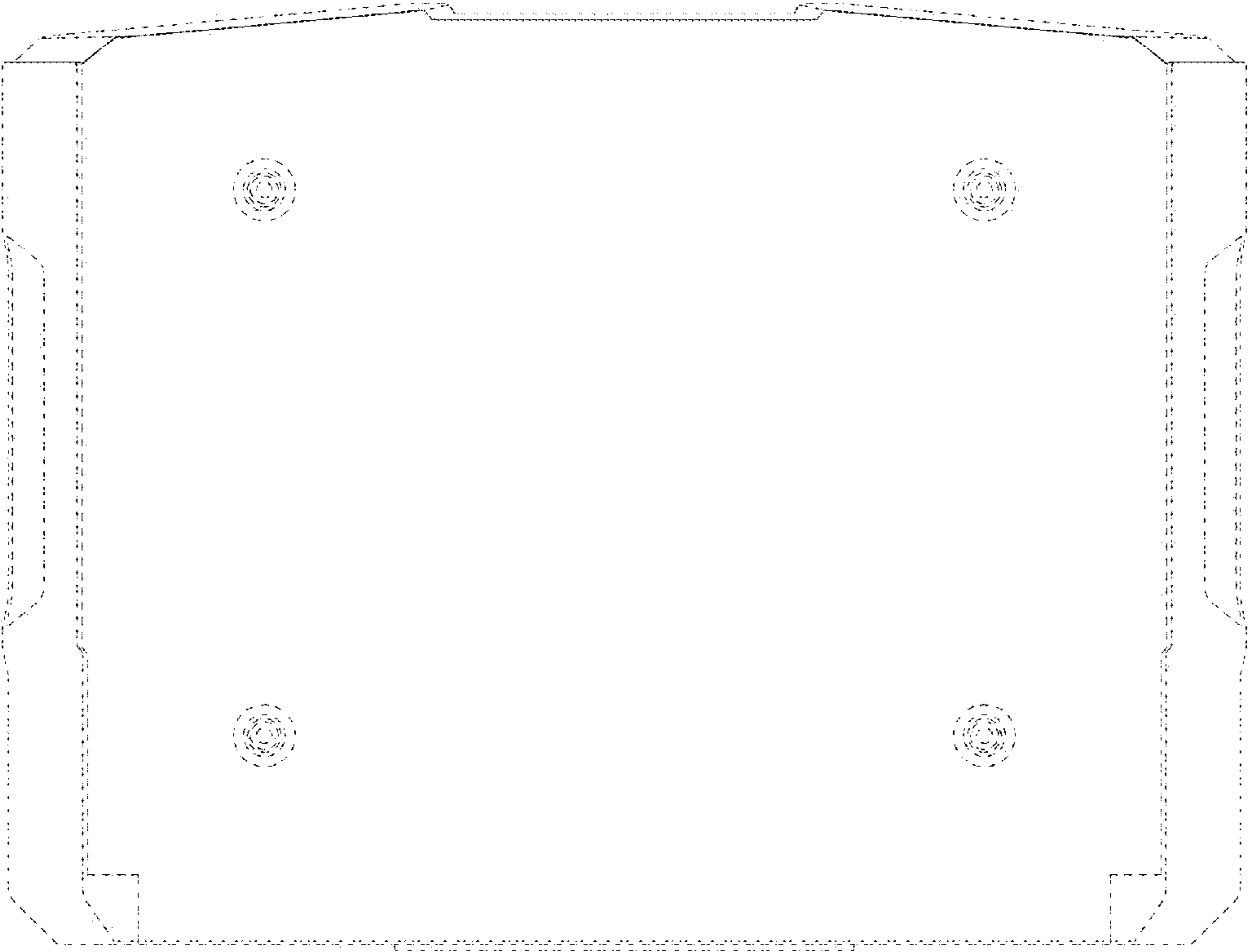


FIG.7



UNITED STATES PATENT AND TRADEMARK OFFICE
CERTIFICATE OF CORRECTION

PATENT NO. : D760,698 S
APPLICATION NO. : 29/524570
DATED : July 5, 2016
INVENTOR(S) : Minjoon Jung et al.

Page 1 of 1

It is certified that error appears in the above-identified patent and that said Letters Patent is hereby corrected as shown below:

Title page:

Insert

--(30) Foreign Application Priority Data

Nov. 3, 2014 (KR).....30-2014-0052463--.

Signed and Sealed this
Thirteenth Day of September, 2016



Michelle K. Lee
Director of the United States Patent and Trademark Office