



US00D760685S

(12) **United States Design Patent**
Sugiura

(10) **Patent No.:** **US D760,685 S**
(45) **Date of Patent:** **** Jul. 5, 2016**

(54) **SPEAKER**

(71) Applicant: **YAMAHA CORPORATION**,
Hamamatsu-shi, Shizuoka (JP)
(72) Inventor: **Yoshihisa Sugiura**, Buena Park, CA
(US)
(73) Assignee: **YAMAHA CORPORATION**, Shizuoka
(JP)
(**) Term: **14 Years**

(21) Appl. No.: **29/510,701**

(22) Filed: **Dec. 2, 2014**

(51) **LOC (10) Cl.** **14-01**

(52) **U.S. Cl.**
USPC **D14/204**

(58) **Field of Classification Search**
USPC D14/172, 194, 204, 207, 209.1,
D14/210–215, 221, 222, 239; 181/148, 152,
181/153, 157, 192; 381/300–303, 332, 333,
381/336, 345, 361, 386–388
CPC H04M 1/03; H04M 1/035; H04R 1/02;
H04R 1/06; H04R 1/021; H04R 1/025;
H04R 1/026; H04R 1/105; H04R 1/323;
H04R 1/345; H04R 1/403; H04R 1/2803;
H04R 1/2834; H04R 3/12; H04R 5/02;
H04R 2203/12

See application file for complete search history.

(56) **References Cited**

U.S. PATENT DOCUMENTS

D545,811 S *	7/2007	Yamamoto	D14/211
D547,748 S *	7/2007	Tsuge	D14/211
D589,519 S *	3/2009	Smith	D14/461
D629,388 S *	12/2010	Son	D14/214
D655,690 S *	3/2012	Yagi	D14/214
D660,284 S *	5/2012	Carbone	D14/214
D669,883 S *	10/2012	Cheng	D14/214
D672,749 S *	12/2012	Onoue	D14/214
D681,607 S *	5/2013	Nishii	D14/214
D688,231 S *	8/2013	Nishii	D14/214

* cited by examiner

Primary Examiner — Derrick Holland

Assistant Examiner — Janice Lim

(74) *Attorney, Agent, or Firm* — Sughrue Mion, PLLC

(57) **CLAIM**

The ornamental design for a speaker, as shown and described.

DESCRIPTION

FIG. 1 is a front, top, and right side perspective view of a speaker, showing my new design;
FIG. 2 is a rear, bottom, and left side perspective view thereof;
FIG. 3 is a front view thereof;
FIG. 4 is a rear view thereof;
FIG. 5 is a right side view thereof, and the left side view being a mirror image thereof;
FIG. 6 is a top plan view thereof; and,
FIG. 7 is a bottom plan view thereof.
The broken lines shown are included for the purpose of illustrating the unclaimed portions of a speaker and form no part of the claimed design.

1 Claim, 4 Drawing Sheets

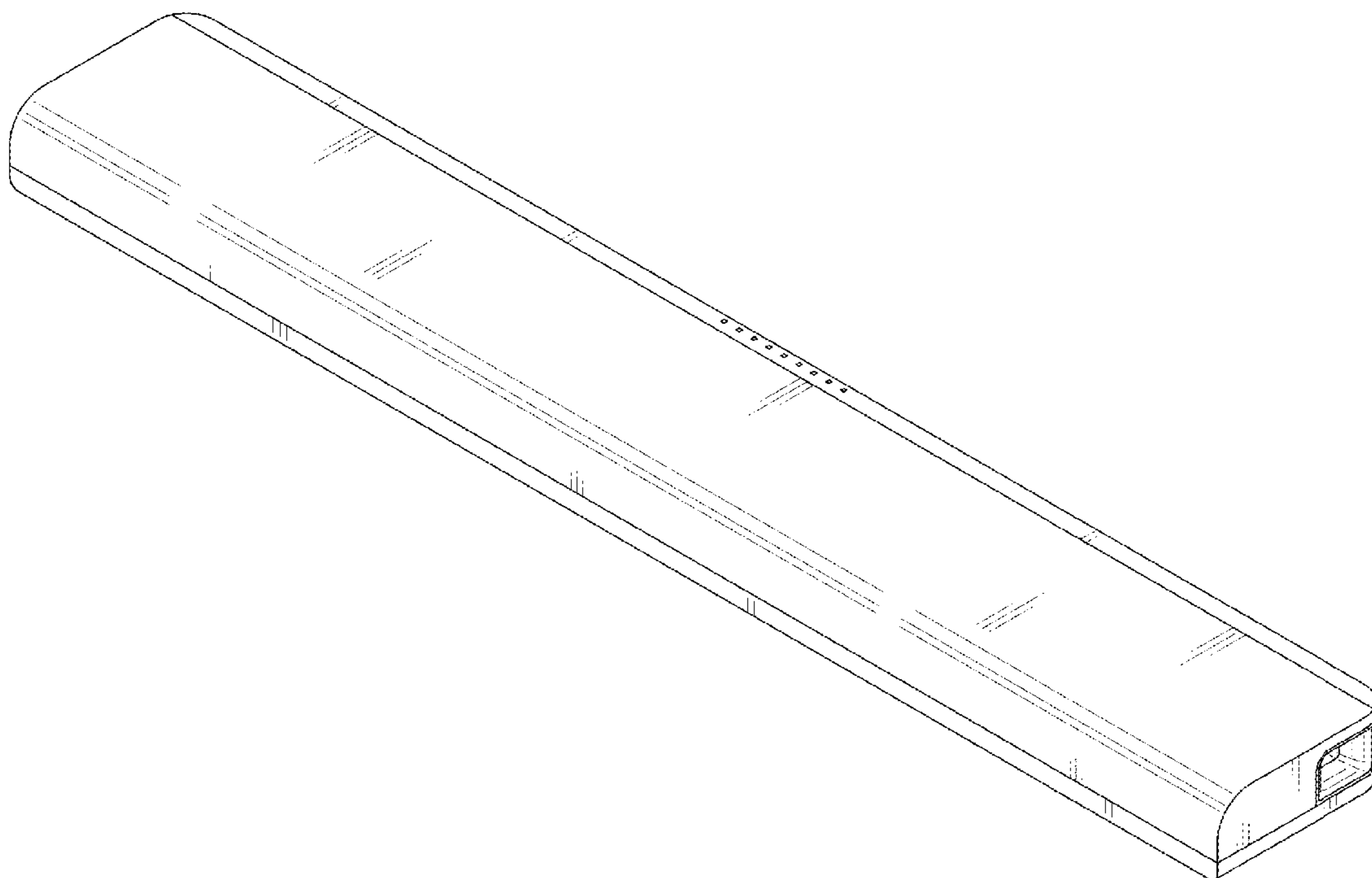


Fig. 1

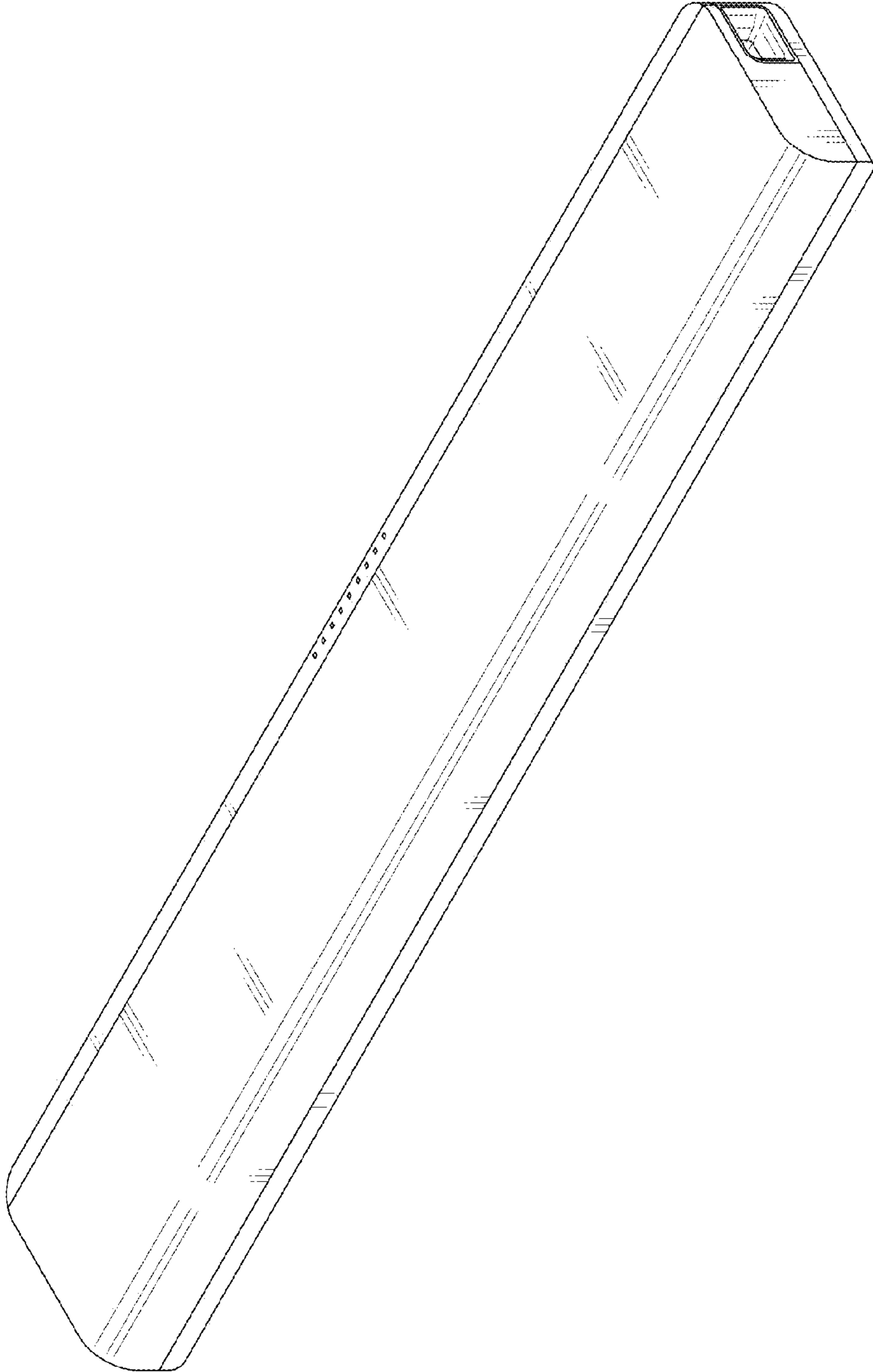


Fig. 2

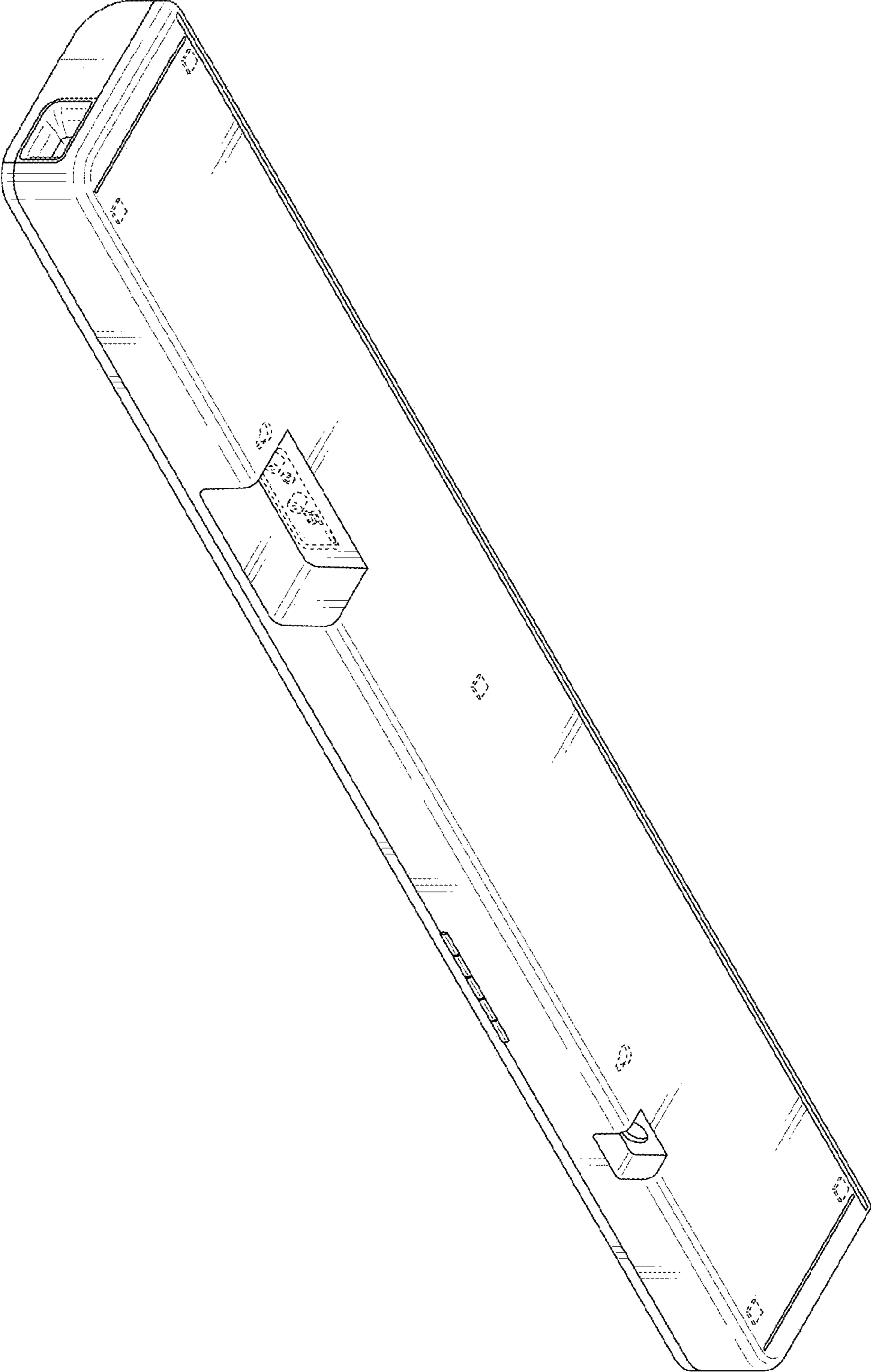


Fig. 3

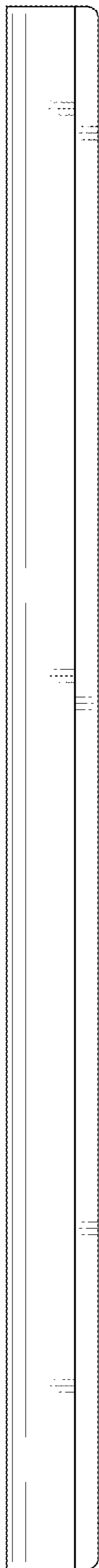


Fig. 4

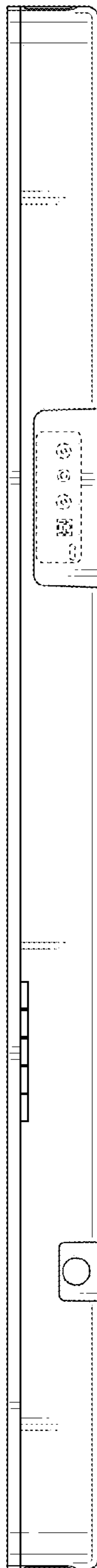


Fig. 5

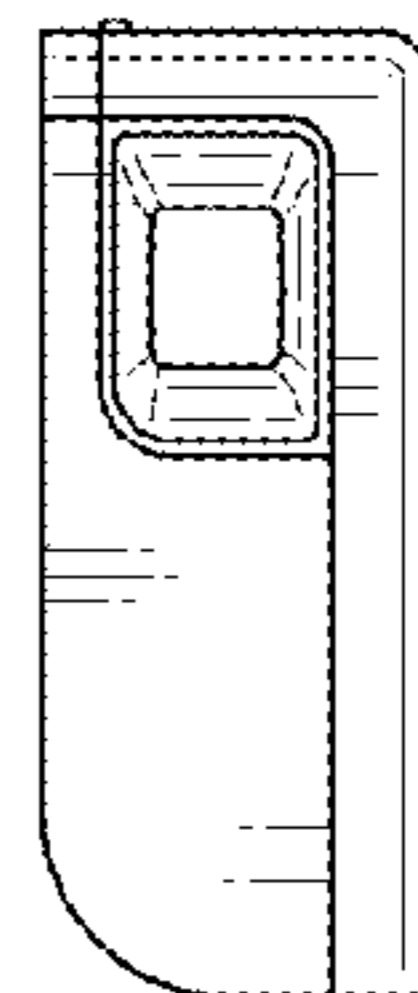


Fig. 6

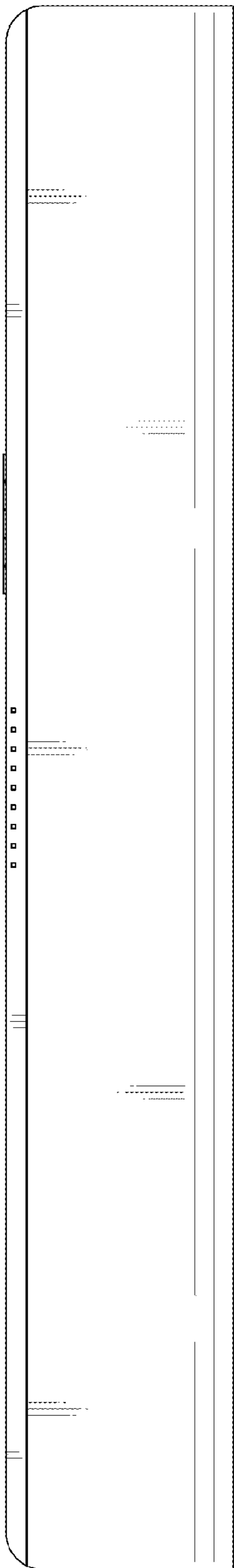


Fig. 7

