

US00D760681S

(12) **United States Design Patent**
Chuang et al.

(10) **Patent No.:** **US D760,681 S**

(45) **Date of Patent:** **** Jul. 5, 2016**

- (54) **PORTABLE ELECTRONIC DEVICE**
- (71) Applicant: **HTC Corporation**, Taoyuan, Taoyuan County (TW)
- (72) Inventors: **Chen-Pang Chuang**, Taoyuan (TW);
Chien-Hsin Huang, Taoyuan (TW);
Meng-Sheng Chiang, Taoyuan (TW)
- (73) Assignee: **HTC CORPORATION**, Taoyuan (TW)
- (**) Term: **14 Years**
- (21) Appl. No.: **29/490,277**
- (22) Filed: **May 8, 2014**
- (51) **LOC (10) Cl.** **14-03**
- (52) **U.S. Cl.**
USPC **D14/138 G**
- (58) **Field of Classification Search**
USPC ... D14/138 G, 138 AD, 248, 138 R, 138 AC,
D14/247, 137, 341-347
CPC H04M 1/0202; H04M 1/0235; H04M
1/0237; H04M 1/0239; H04M 1/0266; H04M
1/0268; H04M 1/027; H04M 1/0295; G06F
1/1626
See application file for complete search history.

Primary Examiner — Bridget L Eland
(74) *Attorney, Agent, or Firm* — Birch, Stewart, Kolasch & Birch, LLP

(57) **CLAIM**
The ornamental design for portable electronic device, as shown and described.

DESCRIPTION

FIG. 1 is a front perspective view of a first embodiment of a portable electronic device in accordance with our new design; FIG. 2 is a front view thereof; FIG. 3 is a rear view thereof; FIG. 4 is a left side view thereof; FIG. 5 is a right side view thereof; FIG. 6 is a top plan view thereof; FIG. 7 is a bottom plan view thereof; FIG. 8 is a rear perspective view thereof; FIG. 9 is a front perspective view of a second embodiment of a portable electronic device in accordance with our new design; FIG. 10 is a front view thereof; FIG. 11 is a rear view thereof; FIG. 12 is a left side view thereof; FIG. 13 is a right side view thereof; FIG. 14 is a top plan view thereof; FIG. 15 is a bottom plan view thereof; and, FIG. 16 is a rear perspective view thereof.

The broken lines that are immediately adjacent to the claim, and define unshaded regions, represent the bounds of the claim, while all other broken lines are directed to environment; the broken lines form no part of the claimed design.

- (56) **References Cited**
- U.S. PATENT DOCUMENTS
- D577,704 S * 9/2008 Park D14/138 AD
- D601,535 S * 10/2009 Huang D14/138 AD
- D608,327 S * 1/2010 Cigliano D14/138 AD
- D622,248 S * 8/2010 Kwon D14/138 AD
- D633,892 S * 3/2011 Chen D14/138 AD
- D645,441 S * 9/2011 Choe D14/138 G
- D658,147 S * 4/2012 Yoon D14/138 G
- D668,652 S * 10/2012 Kim D14/138 G
- D676,819 S * 2/2013 Choi D14/138 G
- D683,711 S * 6/2013 Hofer D14/138 G
- D683,713 S * 6/2013 Hofer D14/138 G

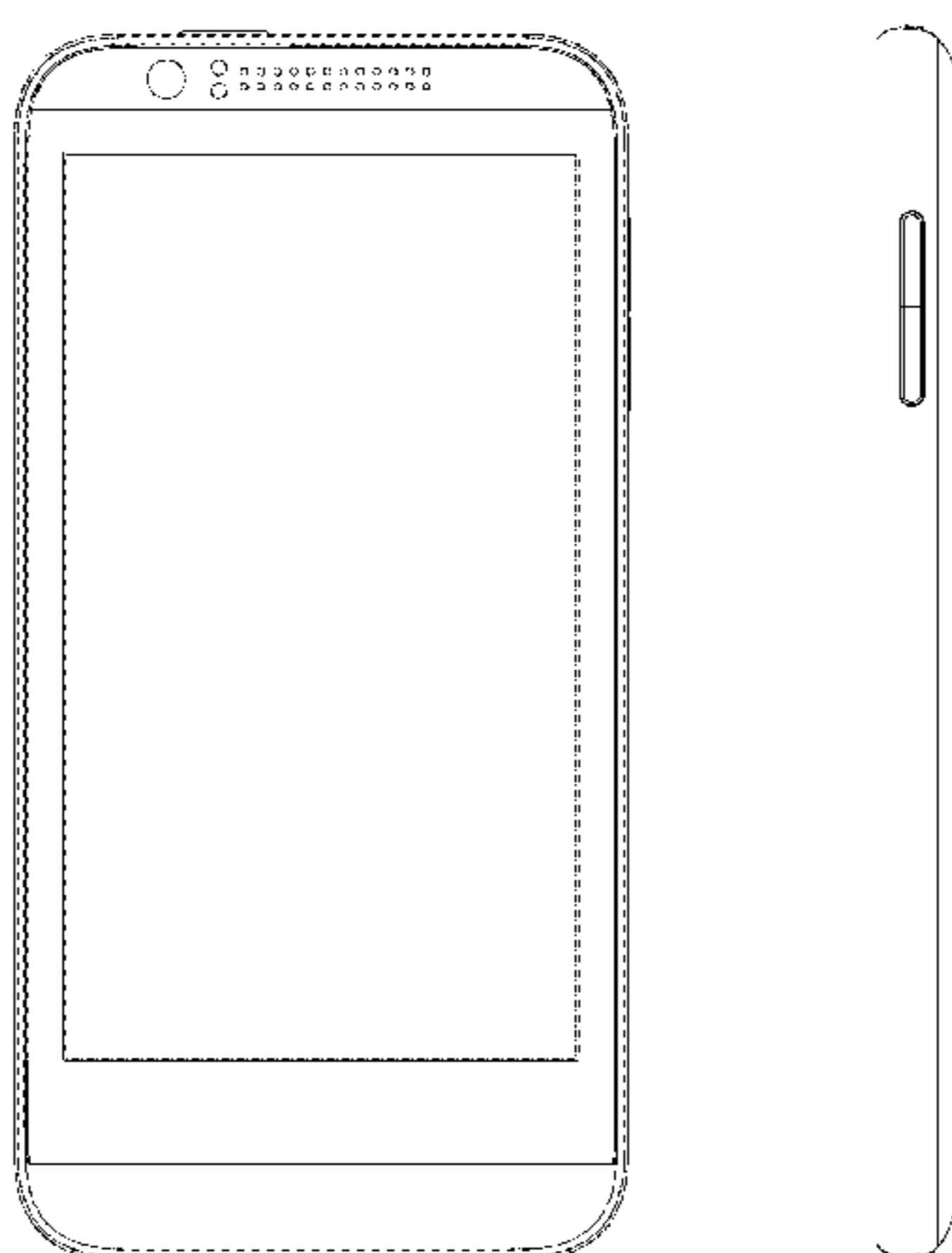
(Continued)

OTHER PUBLICATIONS

HTC Desire 610, announced Feb. 2014, [online], [retrieved on Mar. 8, 2016]. Retrieved from Internet ,<URL:http://www.gsmarena.com>.*

(Continued)

1 Claim, 14 Drawing Sheets



(56)

References Cited

U.S. PATENT DOCUMENTS

D692,872	S *	11/2013	Hofer	D14/138	G
D698,326	S *	1/2014	Choi	D14/138	G
D717,262	S *	11/2014	Phillips	D14/138	G
D730,310	S *	5/2015	Hundt	D14/138	G
D732,498	S *	6/2015	Huang	D14/138	G
D736,735	S *	8/2015	Ishii	D14/138	G
D741,279	S *	10/2015	Tai	D14/138	G
D742,351	S *	11/2015	Chen	D14/138	G
D743,923	S *	11/2015	Hubbard	D14/138	G
2014/0085777	A1 *	3/2014	Yeh	H04M 1/0202	
				361/679.01	
2016/0048288	A1 *	2/2016	Lee	G06F 3/03547	
				455/566	

OTHER PUBLICATIONS

HTC Desire 626s, announced Jul. 2015, [online], [retrieved on Mar. 8, 2016]. Retrieved from Internet ,<URL:http://www.gsmarena.com>.*

Spice Smart Flo 359 (Mi-359), announced Aug. 2014, [online], [retrieved on Mar. 8, 2016]. Retrieved from Internet ,<URL:http://www.gsmarena.com>.*

LG KF700, announced Feb. 2008, [online], [retrieved on Mar. 21, 2008 & May 14, 2008]. Retrieved from Internet ,<URL:http://www.gsmarena.com>.*

LG Optimus 3D P920, announced Jan. 2011, [online], [retrieved on Feb. 17, 2011]. Retrieved from Internet ,<URL:http://www.gsmarena.com>.*

* cited by examiner

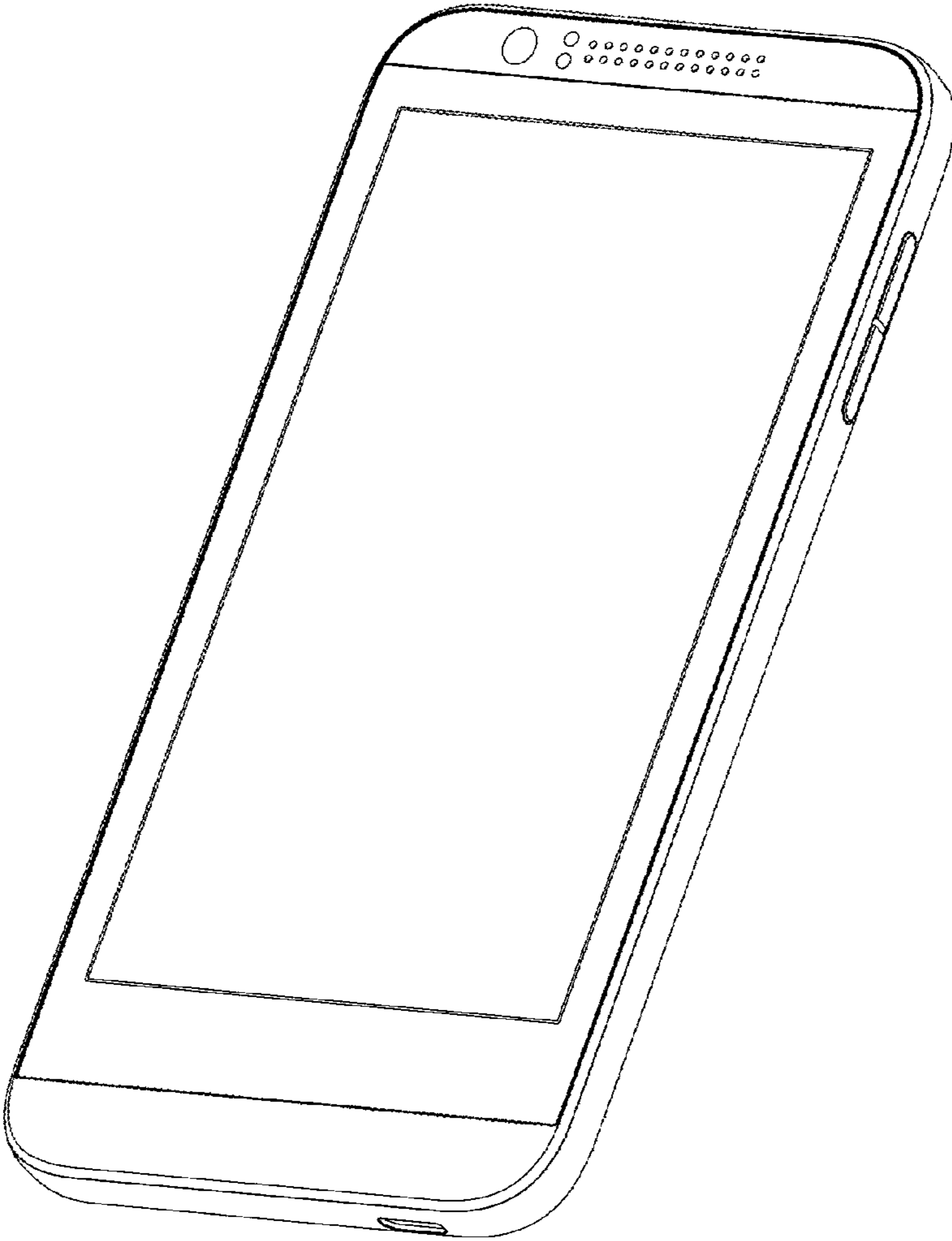


FIG. 1




FIG. 2




FIG. 3

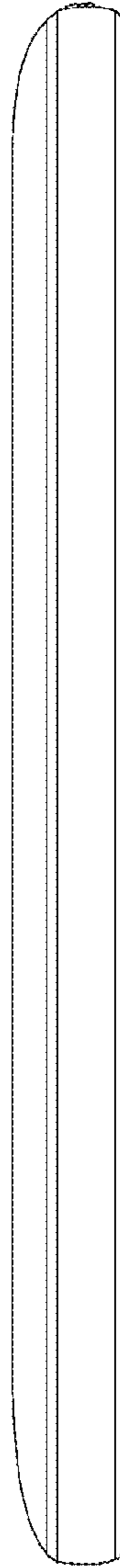


FIG. 4

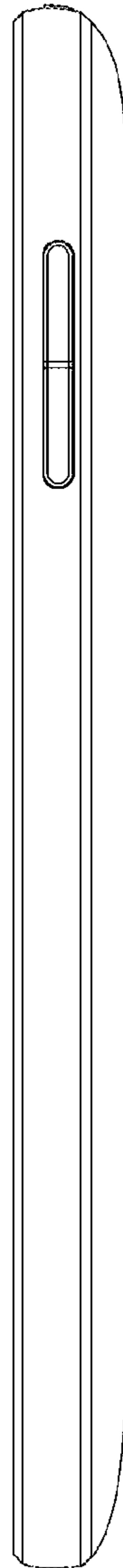


FIG. 5




FIG. 6




FIG. 7

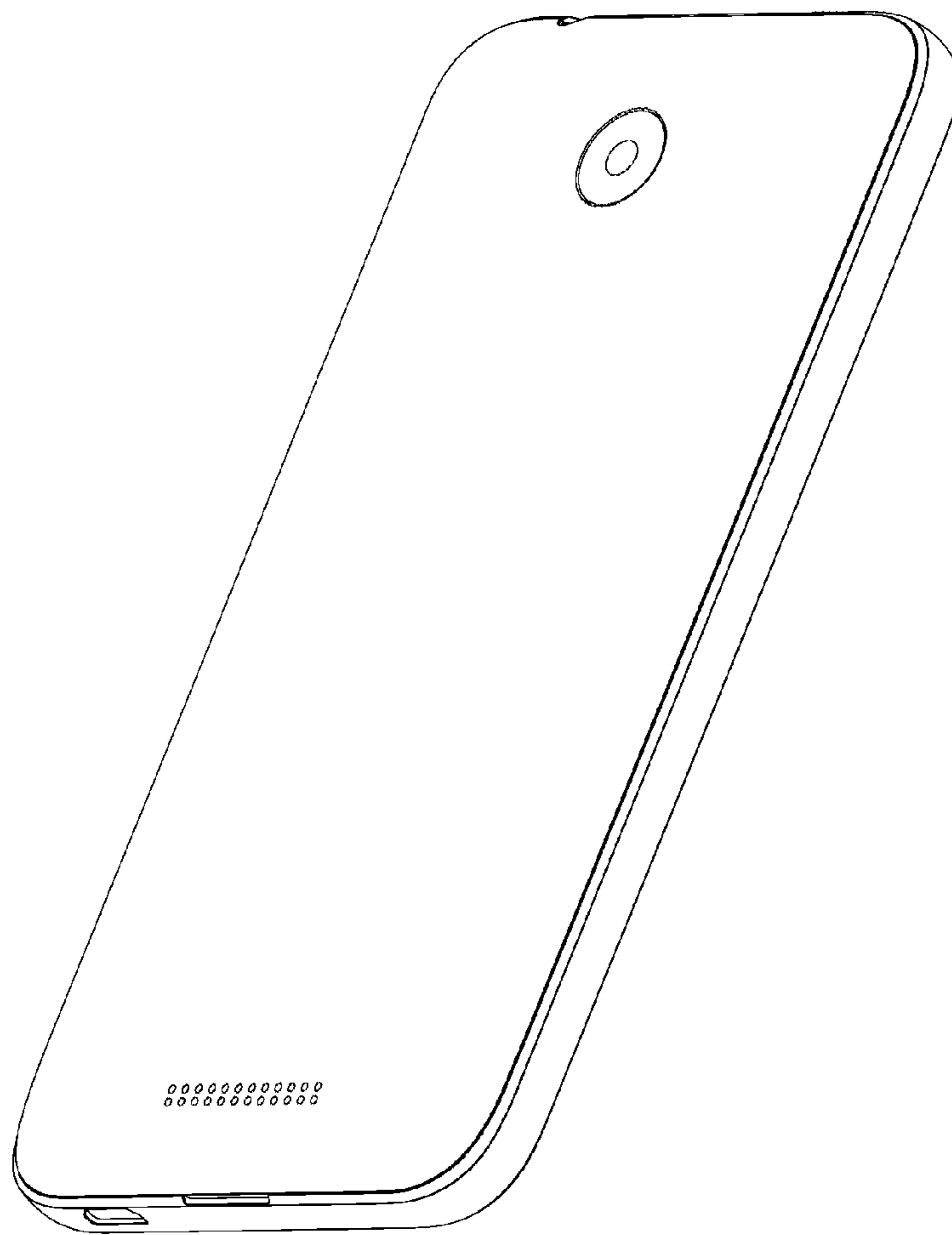


FIG. 8

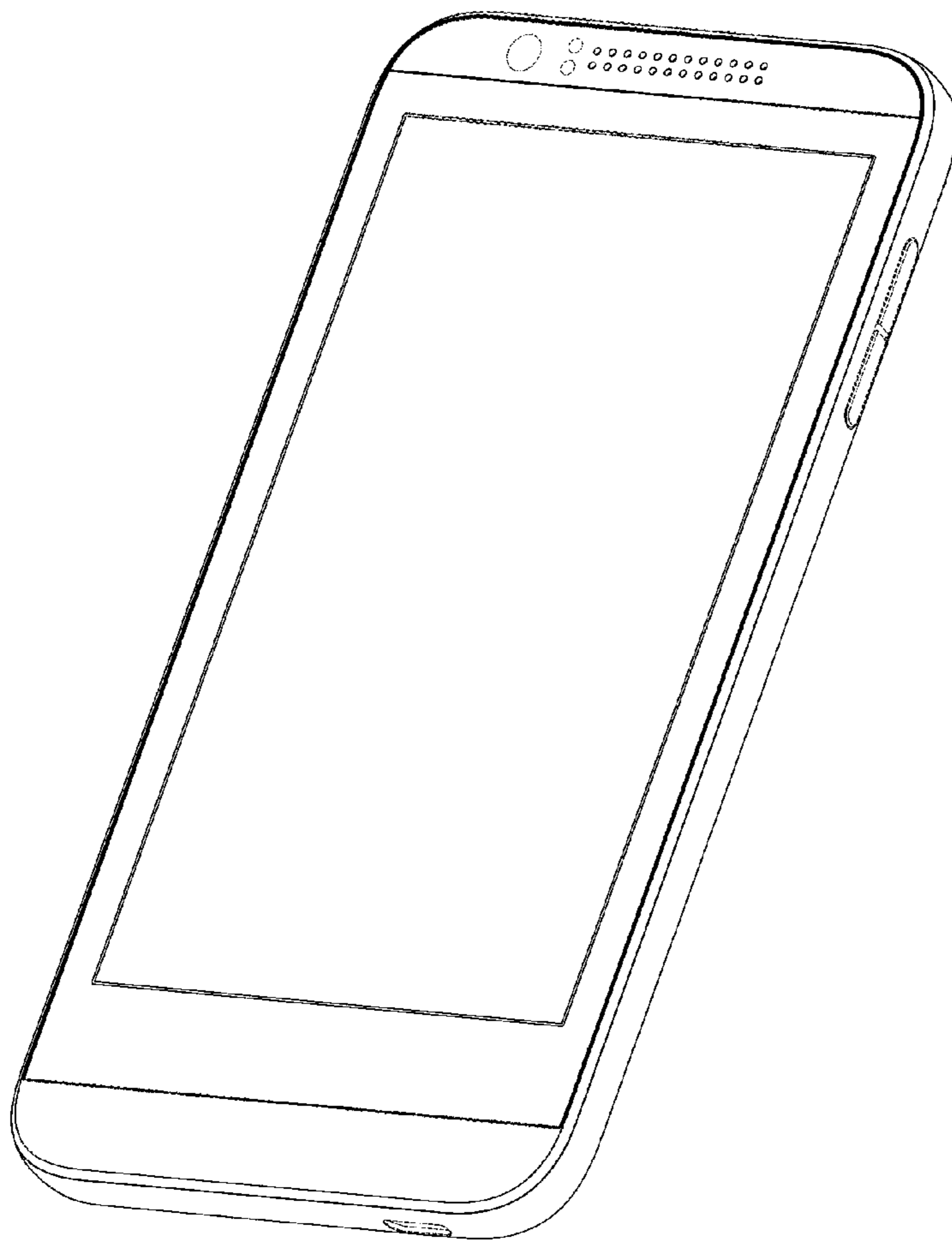


FIG. 9




FIG. 10




FIG. 11

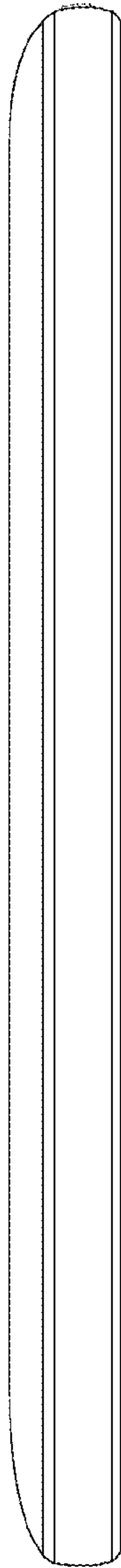


FIG. 12

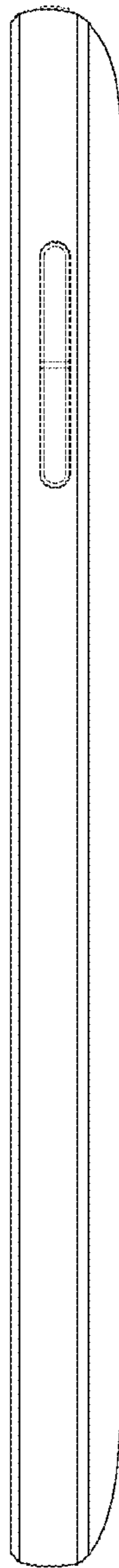


FIG. 13

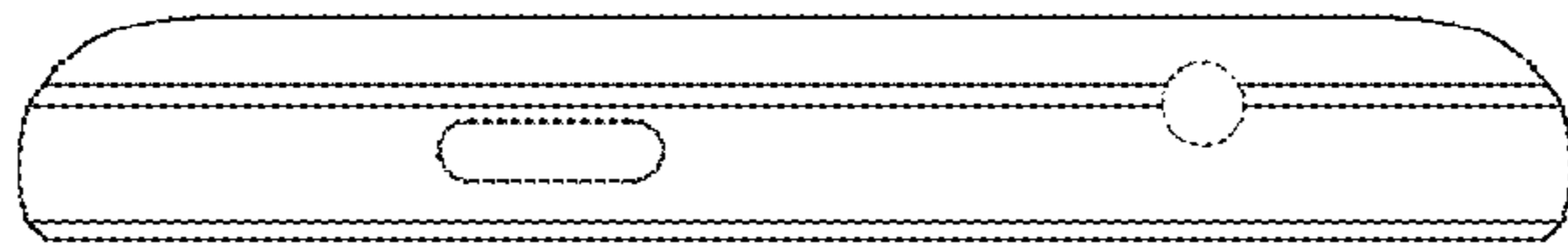


FIG. 14

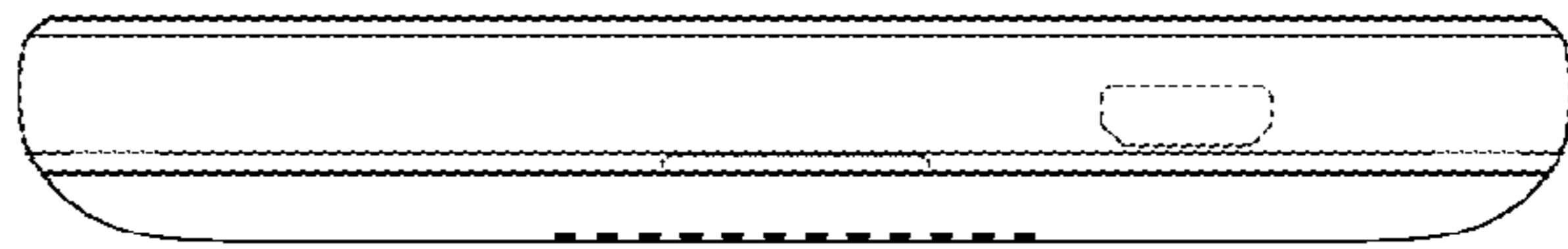


FIG. 15

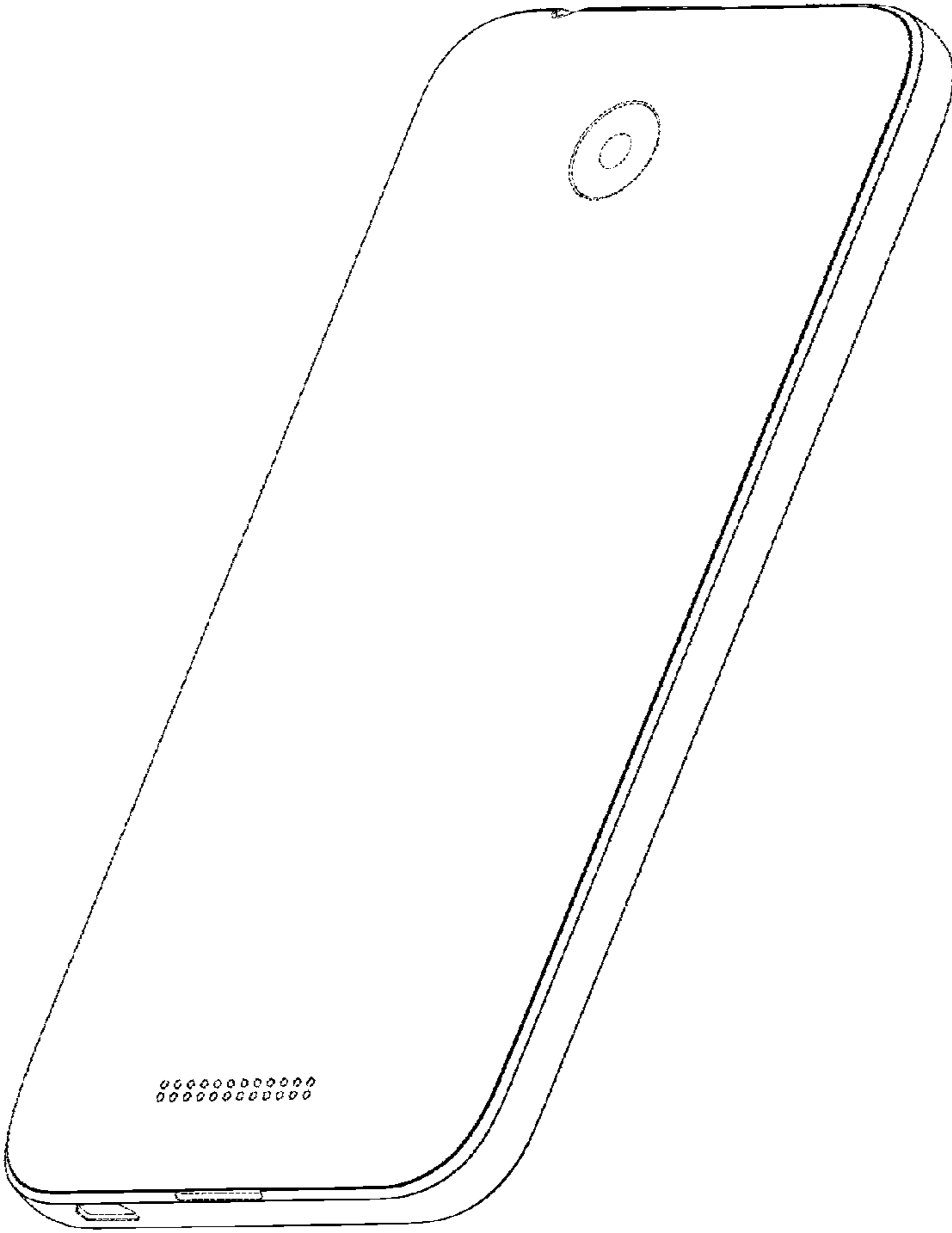


FIG. 16