



US00D760664S

(12) **United States Design Patent**
Murphy et al.

(10) **Patent No.:** **US D760,664 S**
(45) **Date of Patent:** **** Jul. 5, 2016**

(54) **BUSBAR**

- (71) Applicant: **General Electric Company**,
Schenectady, NY (US)
- (72) Inventors: **Mark Allen Murphy**, Erie, PA (US);
Henry Todd Young, Erie, PA (US);
Jason Daniel Kuttenkuler, Erie, PA
(US); **Sean Patrick Cillessen**, Lawrence
Park, PA (US); **Aiqin Jiang**, Shanghai
(CN)
- (73) Assignee: **General Electric Company**,
Schenectady, NY (US)
- (**) Term: **15 Years**
- (21) Appl. No.: **29/542,402**
- (22) Filed: **Oct. 14, 2015**

Related U.S. Application Data

- (62) Division of application No. 29/508,562, filed on Nov. 7, 2014, now Pat. No. Des. 743,910.
- (51) **LOC (10) Cl.** **13-03**
- (52) **U.S. Cl.**
USPC **D13/147; D13/154**
- (58) **Field of Classification Search**
USPC **D13/146, 147, 154, 184, 199**
See application file for complete search history.

(56) **References Cited**

U.S. PATENT DOCUMENTS

D742,328 S *	11/2015	Murphy	D13/147
D743,910 S *	11/2015	Murphy	D13/147
D743,911 S *	11/2015	Murphy	D13/147
2008/0196924 A1 *	8/2008	Beulque	H02G 5/005 174/117 A

* cited by examiner

Primary Examiner — Daniel Bui

(74) *Attorney, Agent, or Firm* — GE Global Patent Operation

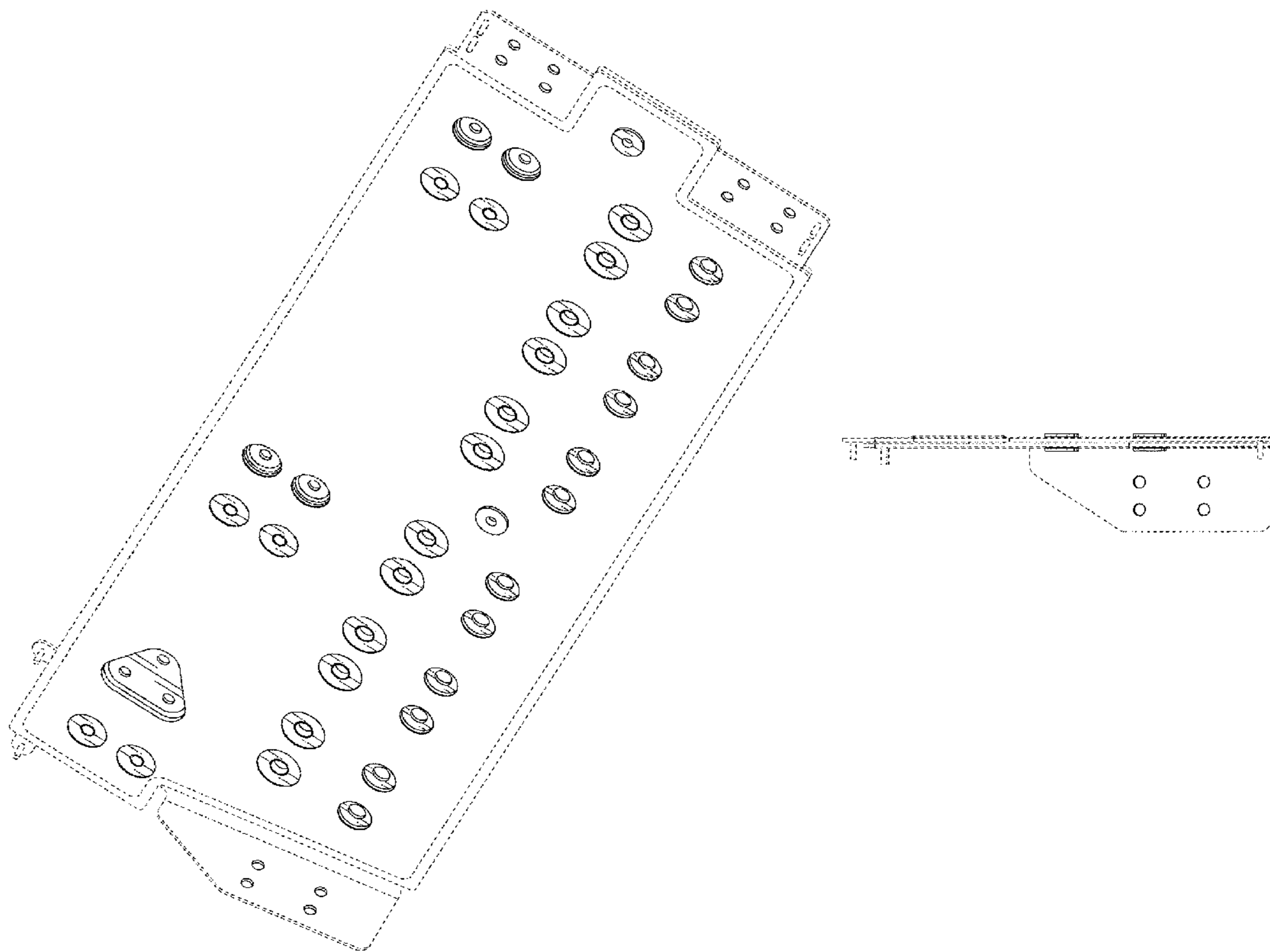
(57) **CLAIM**

The ornamental design for a busbar, as shown and described.

DESCRIPTION

FIG. 1 is a perspective view of a busbar showing our new design;
 FIG. 2 is a top plan view thereof;
 FIG. 3 is a bottom plan view thereof;
 FIG. 4 is a front view thereof;
 FIG. 5 is a back view thereof;
 FIG. 6 is a side view thereof; and,
 FIG. 7 is an opposite side view thereof.
 The broken line portion of the figure drawings is included to show unclaimed subject matter only and forms no part of the claimed designs.

1 Claim, 5 Drawing Sheets



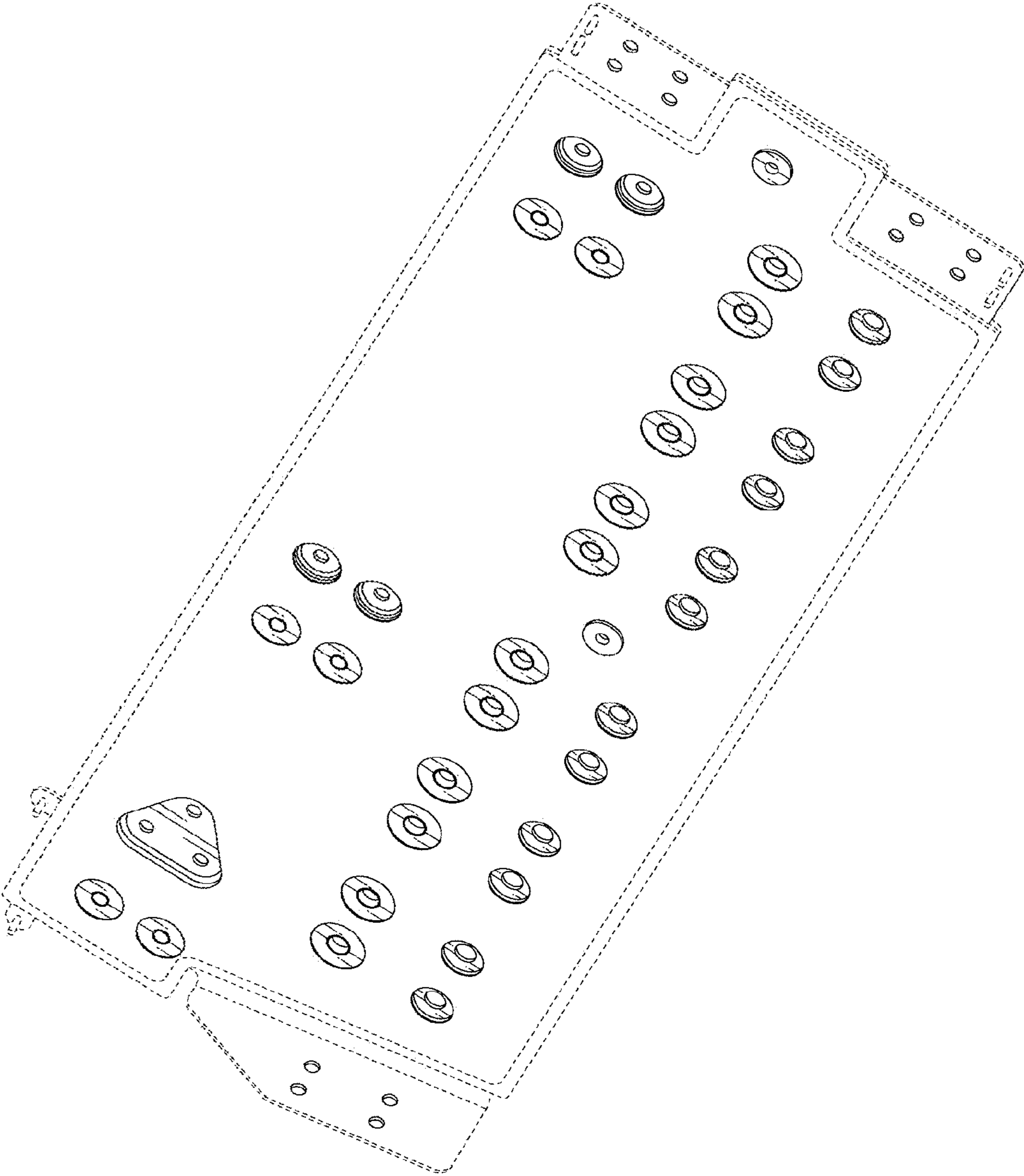


FIG. 1

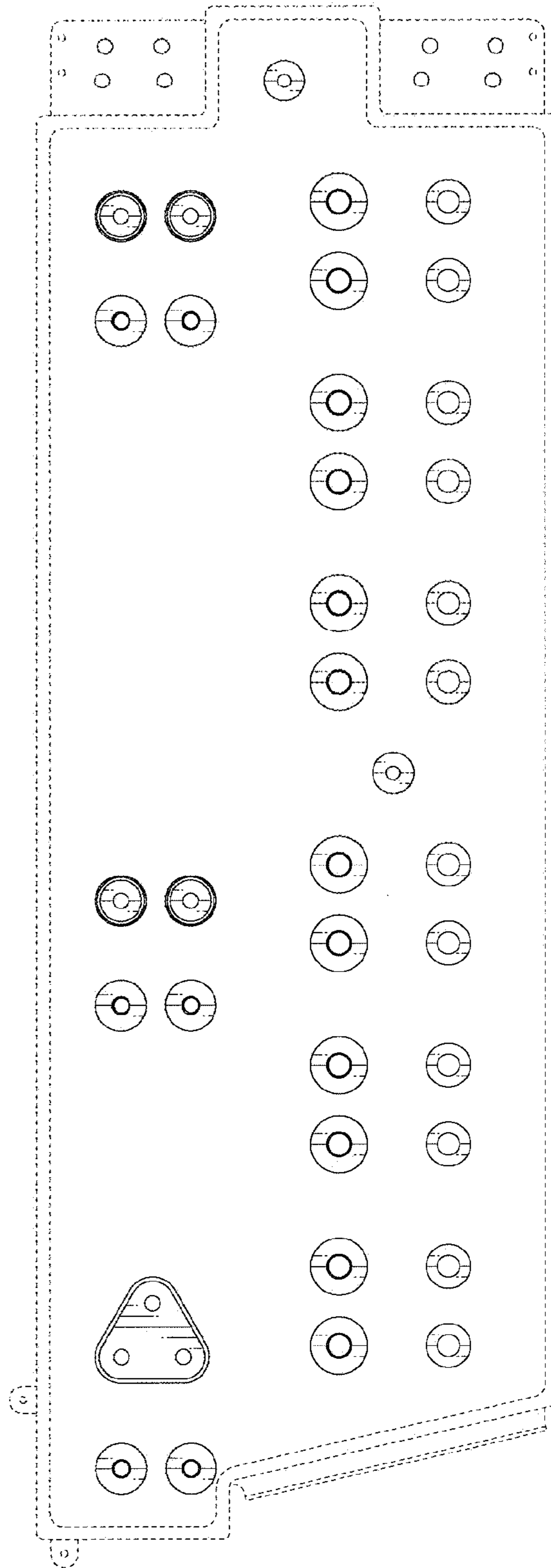


FIG. 2

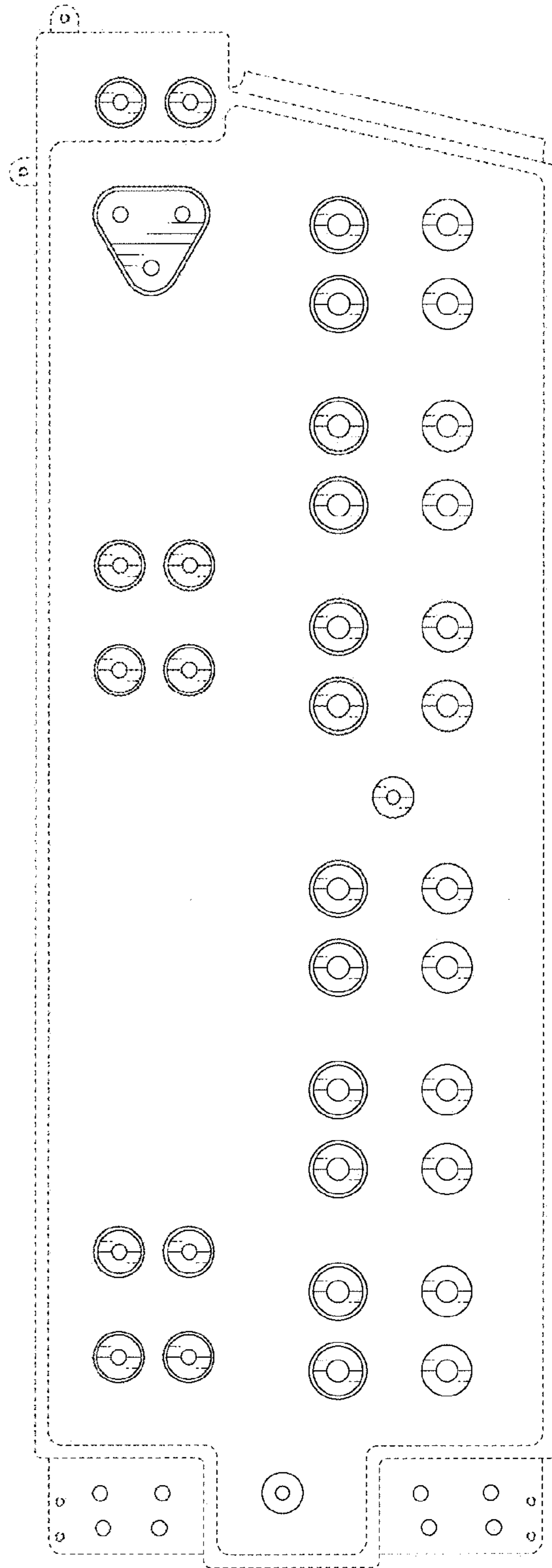


FIG. 3

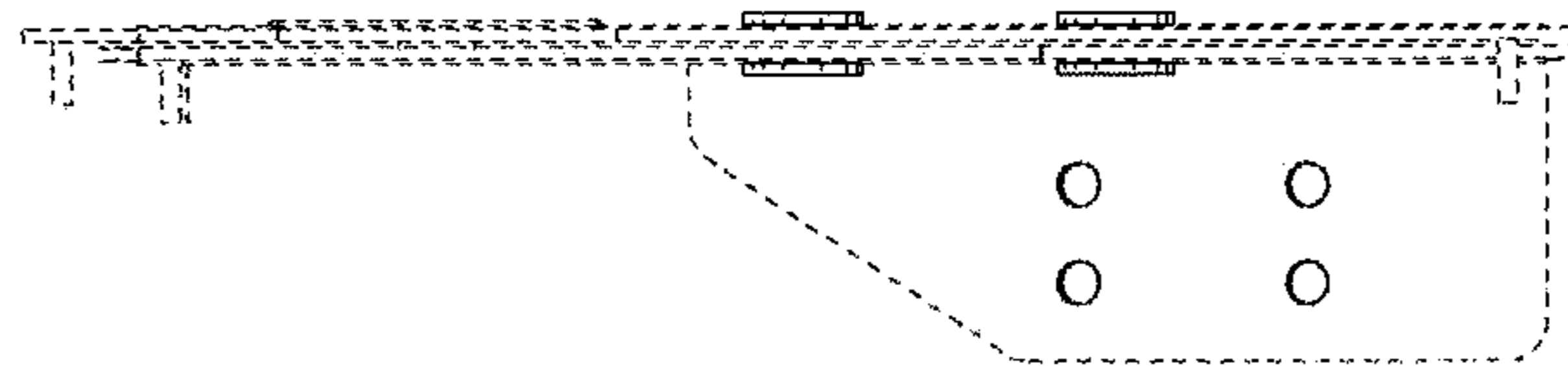


FIG. 4

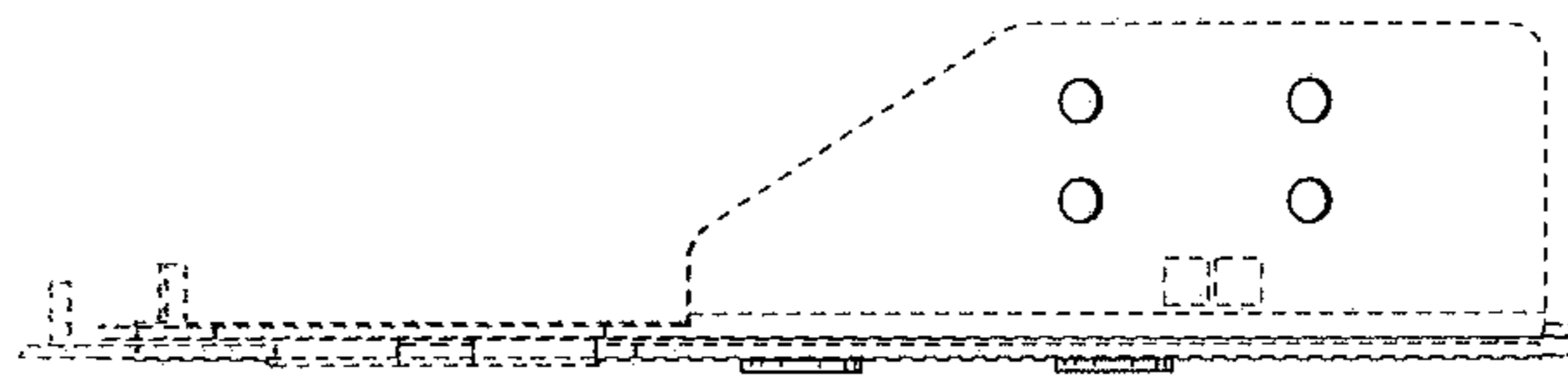


FIG. 5

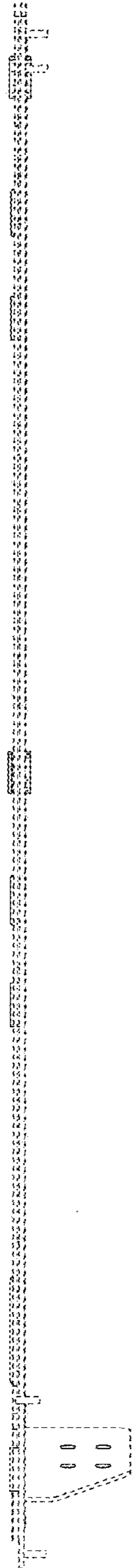


FIG. 6



FIG. 7