

US00D760655S

(12) **United States Design Patent**
Murphy et al.

(10) **Patent No.:** **US D760,655 S**
(45) **Date of Patent:** **** Jul. 5, 2016**

(54) **BUSBAR**

(56) **References Cited**

(71) Applicant: **General Electric Company**,
Schenectady, NY (US)
(72) Inventors: **Mark Allen Murphy**, Erie, PA (US);
Henry Todd Young, Erie, PA (US);
Jason Daniel Kuttenkuler, Erie, PA
(US); **Sean Patrick Cillessen**, Lawrence
Park, PA (US); **Zhao Zhang**, Shanghai
(CN)

U.S. PATENT DOCUMENTS

2,849,699 A * 8/1958 Demurjian H01R 9/24
439/721
3,012,218 A * 12/1961 Cataldo H02G 5/002
174/129 B
D743,898 S * 11/2015 Murphy D13/147
2008/0196924 A1 * 8/2008 Beulque H02G 5/005
174/117 A

* cited by examiner

Primary Examiner — Daniel Bui

(74) *Attorney, Agent, or Firm* — GE Global Patent Operation

(73) Assignee: **General Electric Company**,
Schenectady, NY (US)

(57) **CLAIM**

The ornamental design for a busbar, as shown and described.

(**) Term: **14 Years**

DESCRIPTION

(21) Appl. No.: **29/508,538**

FIG. 1 is a perspective view of a busbar showing our new design;

(22) Filed: **Nov. 7, 2014**

FIG. 2 is a bottom plan view thereof;

(51) **LOC (10) Cl.** **13-03**

FIG. 3 is a top plan view thereof;

(52) **U.S. Cl.**

FIG. 4 is a front view thereof;

USPC **D13/147; D13/154**

FIG. 5 is a rear view thereof;

(58) **Field of Classification Search**

USPC **D13/146, 147, 154, 184, 199**

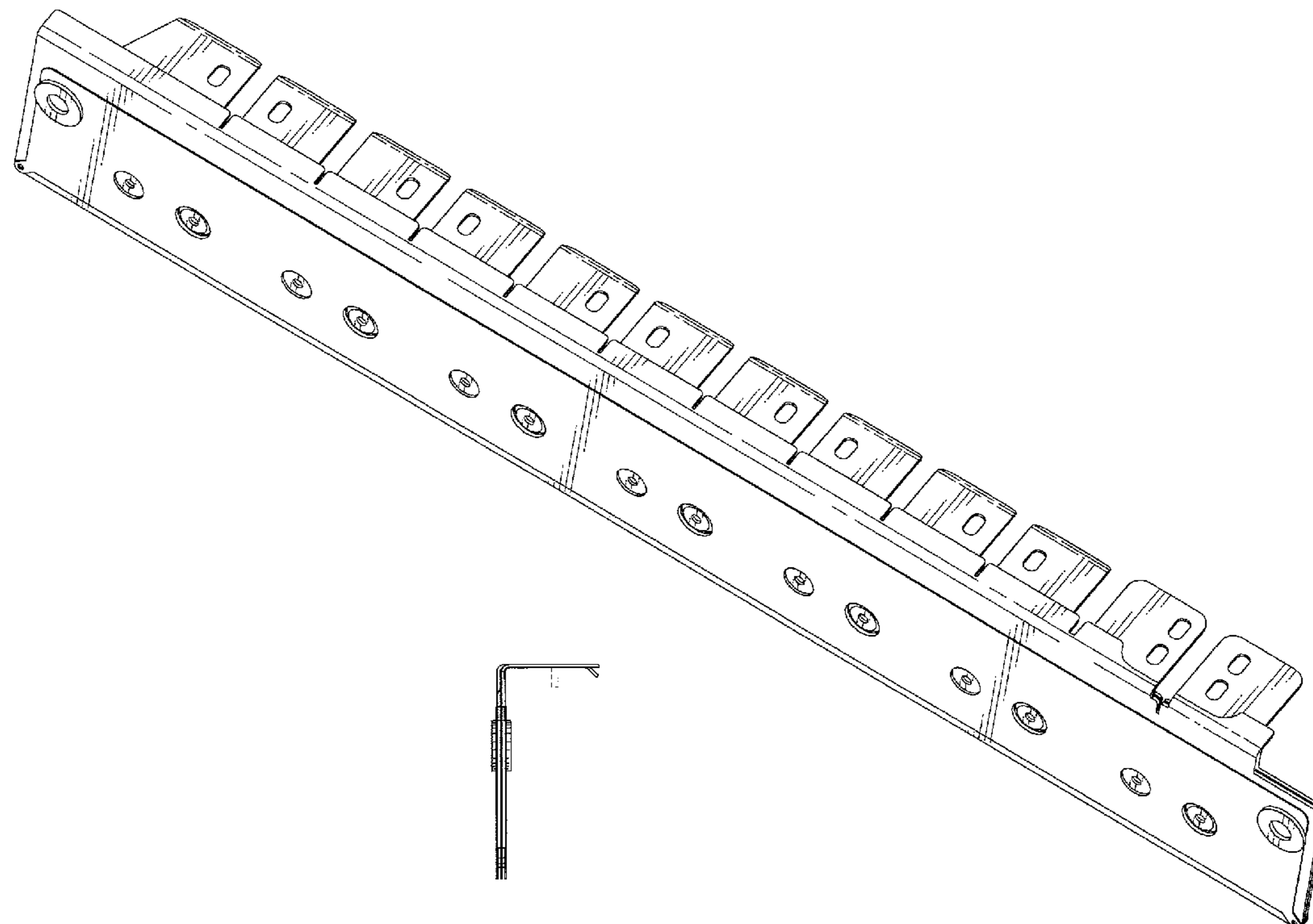
FIG. 6 is a side view thereof; and,

See application file for complete search history.

FIG. 7 is an opposite side view thereof.

The broken line portion of the figure drawings is included to show unclaimed subject matter only and forms no part of the claimed designs.

1 Claim, 4 Drawing Sheets



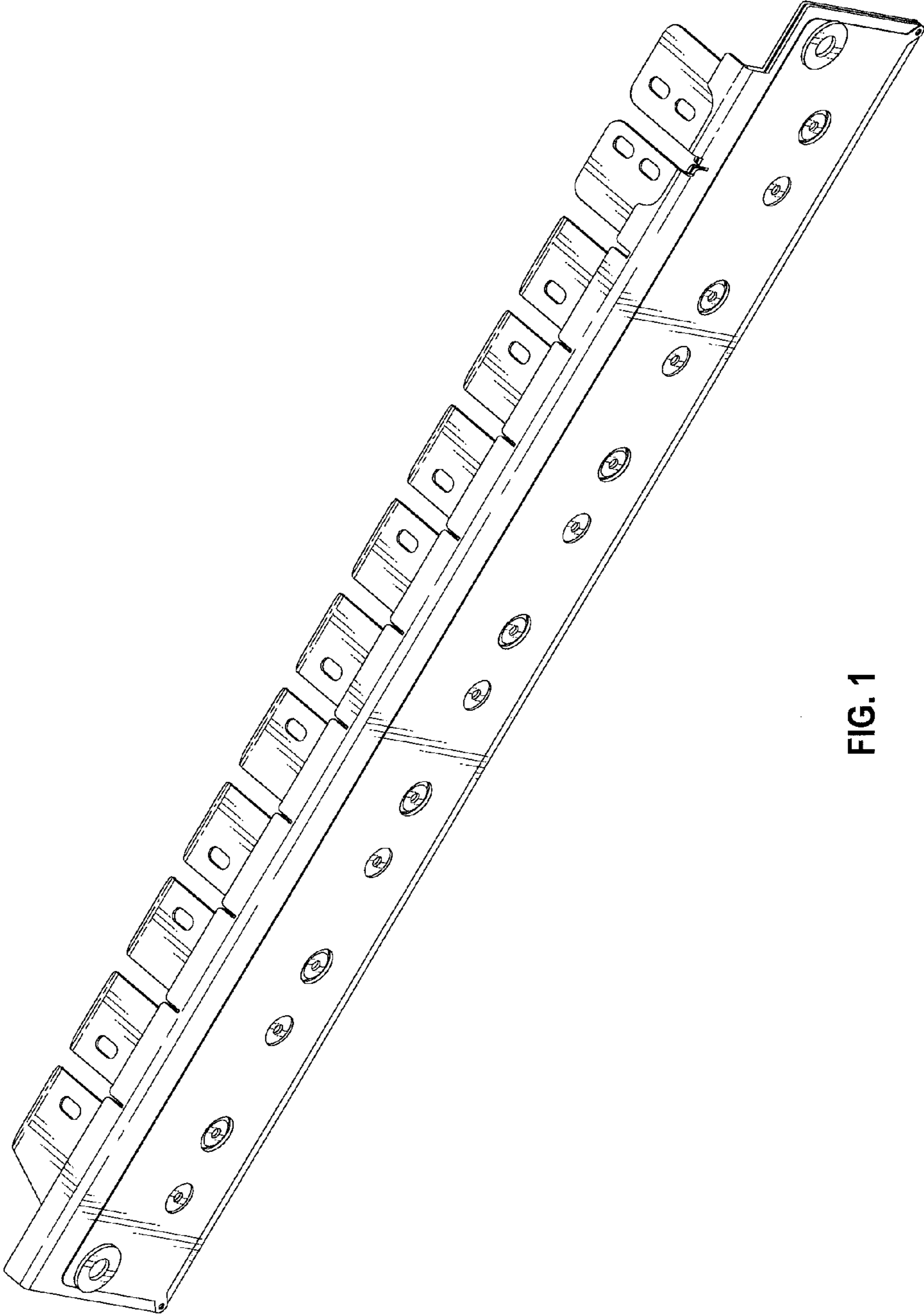


FIG. 1

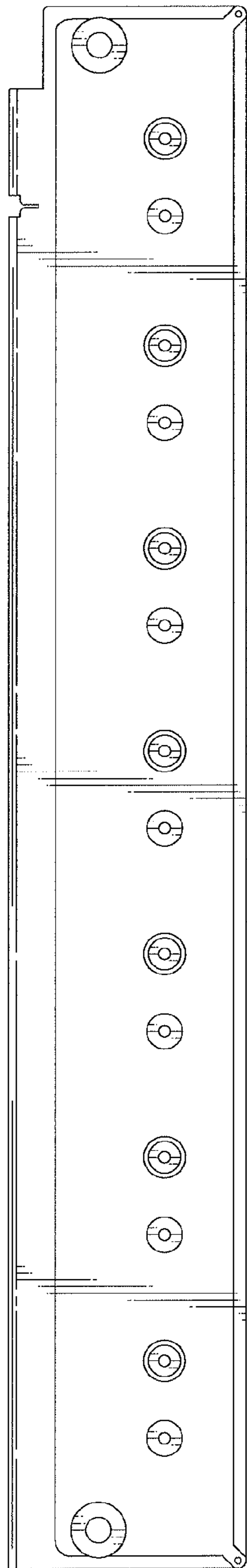


FIG. 2

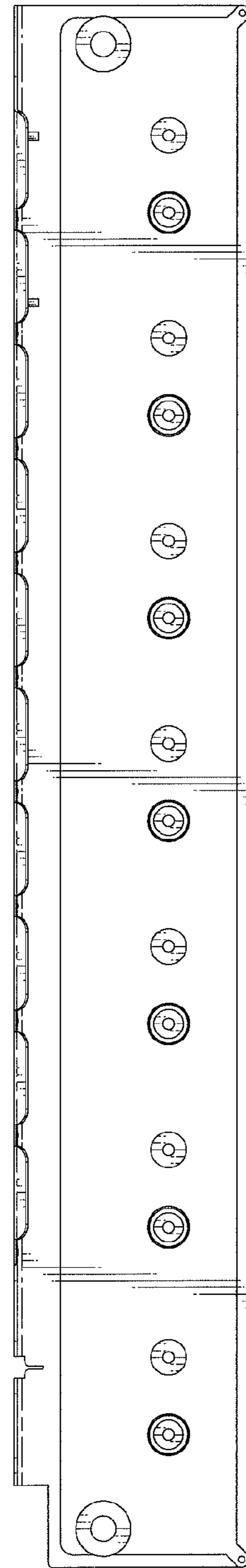


FIG. 3

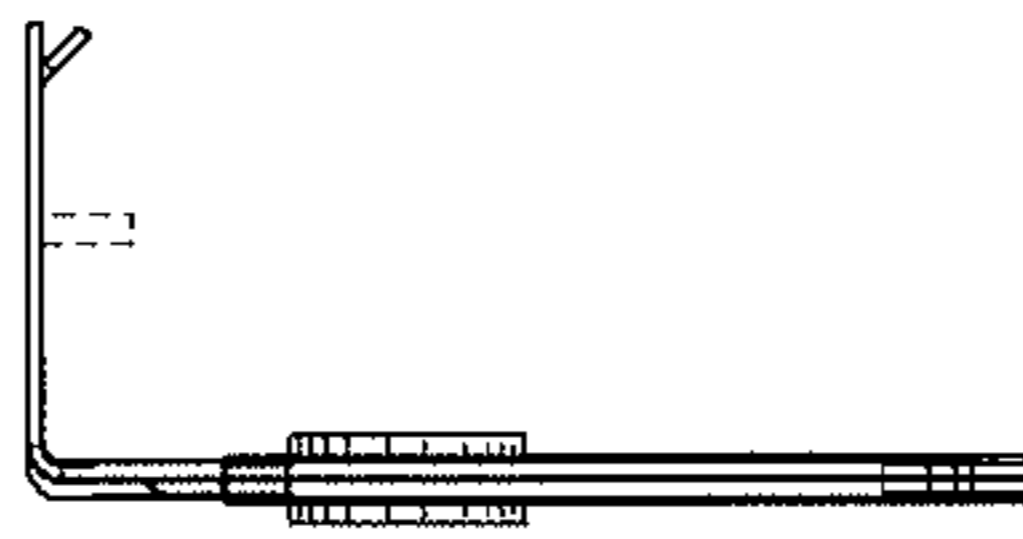


FIG. 5



FIG. 4

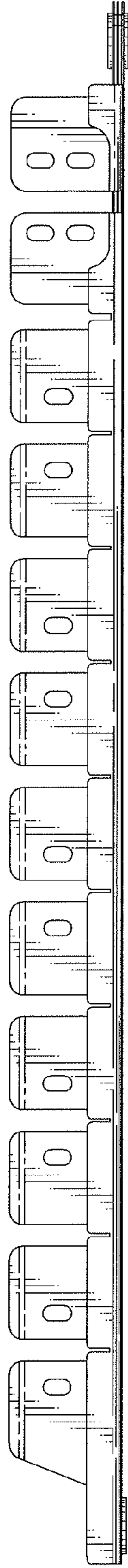


FIG. 6

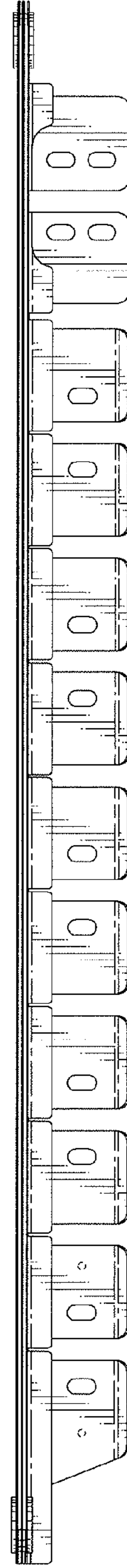


FIG. 7