



US00D760647S

(12) **United States Design Patent**  
**Chen**

(10) **Patent No.:** **US D760,647 S**  
(45) **Date of Patent:** **\*\* Jul. 5, 2016**

- (54) **POWER BANK**
- (71) Applicant: **Ningbo CStar Import & Export Co., Ltd.**, Ningbo, Zhejiang (CN)
- (72) Inventor: **Pengcheng Chen**, Ningbo (CN)
- (73) Assignee: **Ningbo CStar Import & Export Co., Ltd.** (CN)
- (\*\*) Term: **14 Years**
- (21) Appl. No.: **29/523,705**
- (22) Filed: **Apr. 13, 2015**
- (51) **LOC (10) Cl.** ..... **13-02**
- (52) **U.S. Cl.**  
USPC ..... **D13/103; D13/108**
- (58) **Field of Classification Search**  
USPC ..... D13/102-106, 118-119, 110, 184,  
D13/107-108; 429/96-100, 163; D14/356,  
D14/432; 320/111, 103, 135  
CPC ..... H01M 10/4257; H01M 10/0436;  
H01M 2/0207; H01M 2/1022; H01M 2/204;  
Y02E 60/12; Y02E 60/124; Y02E 60/122;  
H02J 7/0055; H02J 2007/0062  
See application file for complete search history.

- D682,777 S \* 5/2013 Gupta ..... D13/103
- D686,148 S \* 7/2013 Inaba ..... D13/103
- D686,149 S \* 7/2013 Lee ..... D13/103
- D686,150 S \* 7/2013 Lee ..... D13/103
- D688,198 S \* 8/2013 Takeshita ..... D13/103
- D699,181 S \* 2/2014 Hung ..... D13/103
- D711,820 S \* 8/2014 Zeng ..... D13/103
- D711,821 S \* 8/2014 Wang ..... D13/103
- D711,826 S \* 8/2014 Yonishi ..... D13/119
- D712,831 S \* 9/2014 Zhou ..... D13/110
- D721,646 S \* 1/2015 Kim ..... D13/103
- D740,752 S \* 10/2015 Kitsugi ..... D13/119
- D741,799 S \* 10/2015 Yonishi ..... D13/119
- D749,512 S \* 2/2016 Yonishi ..... D13/119
- D750,563 S \* 3/2016 Hedderich ..... D13/137.1
- 2014/0255745 A1 \* 9/2014 Choi ..... G06F 1/1635  
429/96
- 2014/0342198 A1 \* 11/2014 Kim ..... H01M 2/0473  
429/56
- 2014/0377591 A1 \* 12/2014 Cho ..... H01M 2/1061  
429/7
- 2015/0287966 A1 \* 10/2015 Jeong ..... H01M 2/162  
429/163

\* cited by examiner

*Primary Examiner* — Rosemary K Tarcza  
*Assistant Examiner* — James Thorn, Sr.

(57) **CLAIM**  
The ornamental design for a power bank, as shown and described.

(56) **References Cited**

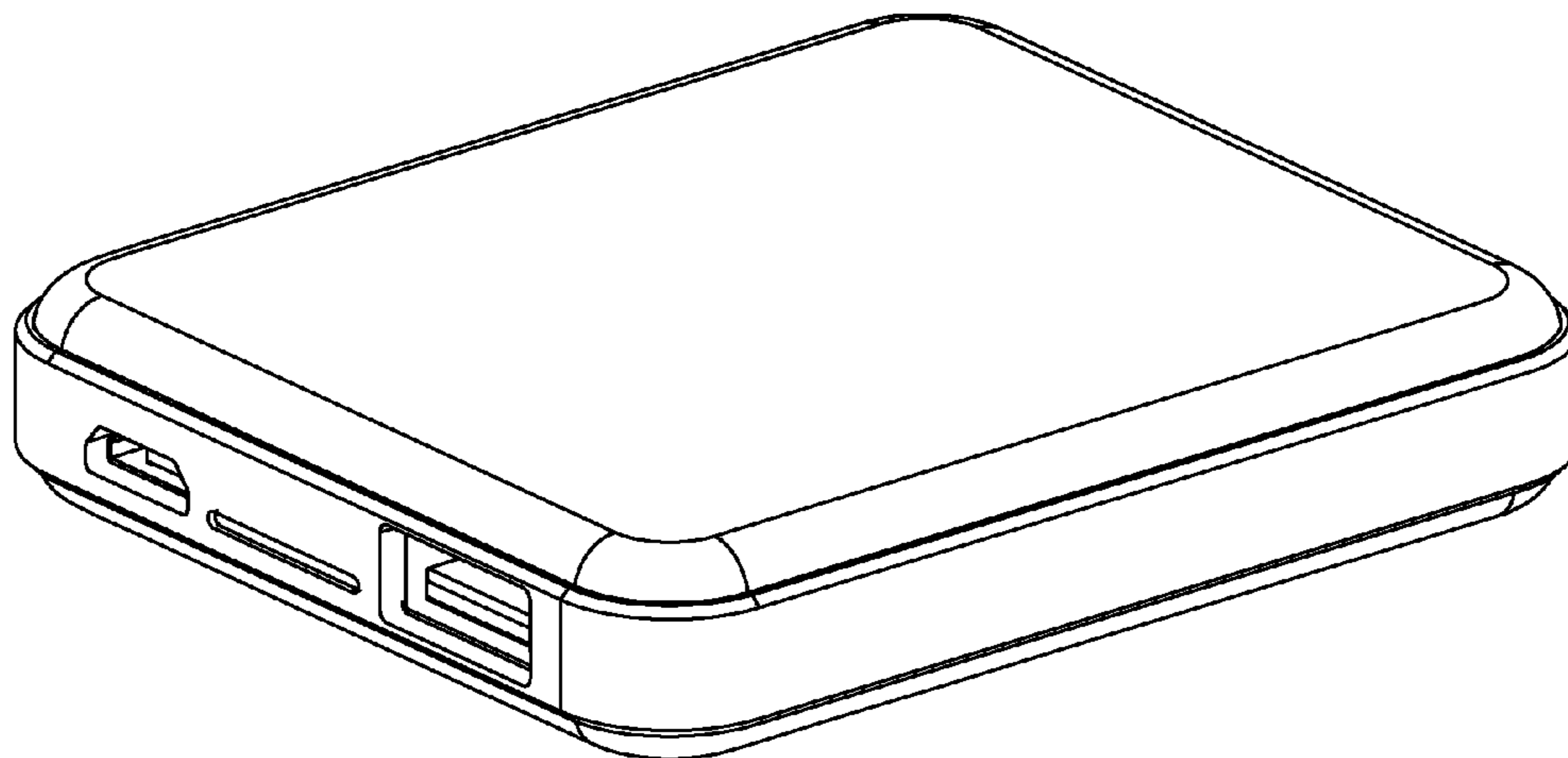
U.S. PATENT DOCUMENTS

- D542,221 S \* 5/2007 Hriscu ..... D13/110
- D554,584 S \* 11/2007 Feldman ..... D13/110
- D576,100 S \* 9/2008 Wang ..... D13/110
- D580,354 S \* 11/2008 Dunbar ..... D13/108
- D586,740 S \* 2/2009 Song ..... D13/103
- D600,640 S \* 9/2009 Stein ..... D13/103
- D623,590 S \* 9/2010 Otani ..... D13/103
- D631,835 S \* 2/2011 Neidhart ..... D13/103
- D646,222 S \* 10/2011 Tatehata ..... D13/103
- D667,788 S \* 9/2012 Mai ..... D13/110

**DESCRIPTION**

FIG. 1 is a perspective view of the power bank showing my new design;  
FIG. 2 is a front view thereof;  
FIG. 3 is a back view thereof;  
FIG. 4 is a left view thereof;  
FIG. 5 is a right view thereof;  
FIG. 6 is a top view thereof; and,  
FIG. 7 is a bottom view thereof.

**1 Claim, 7 Drawing Sheets**



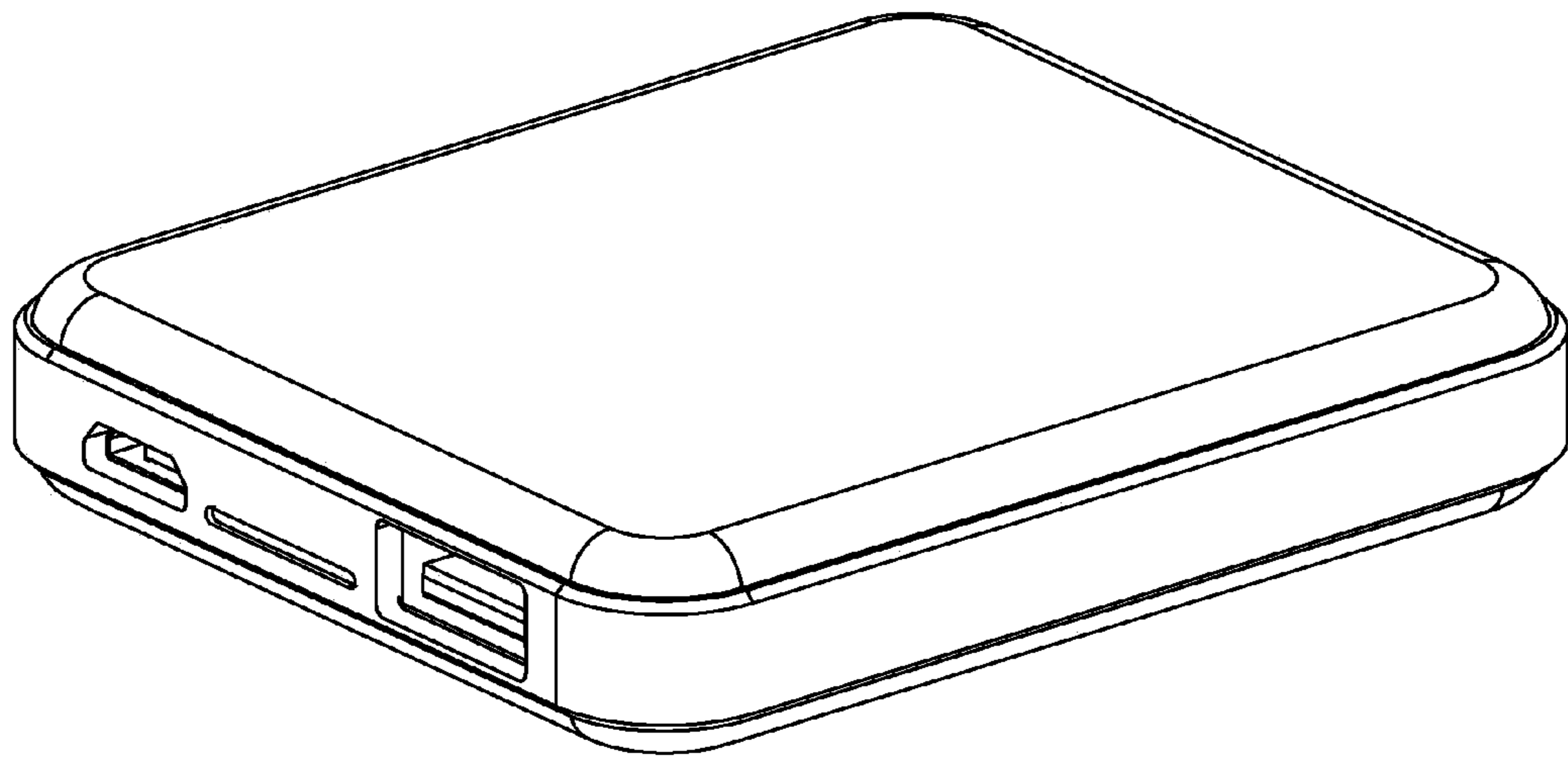


Fig. 1

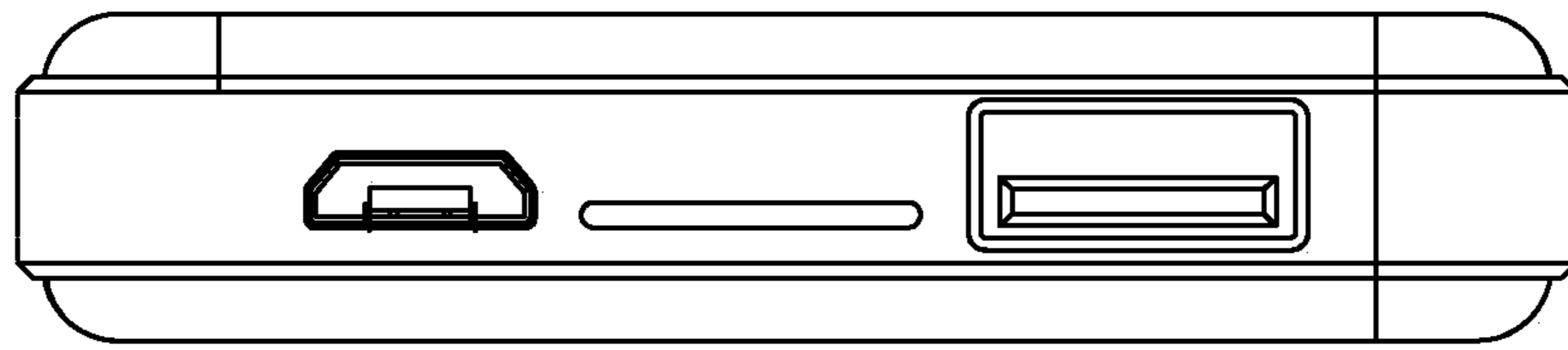


Fig. 2

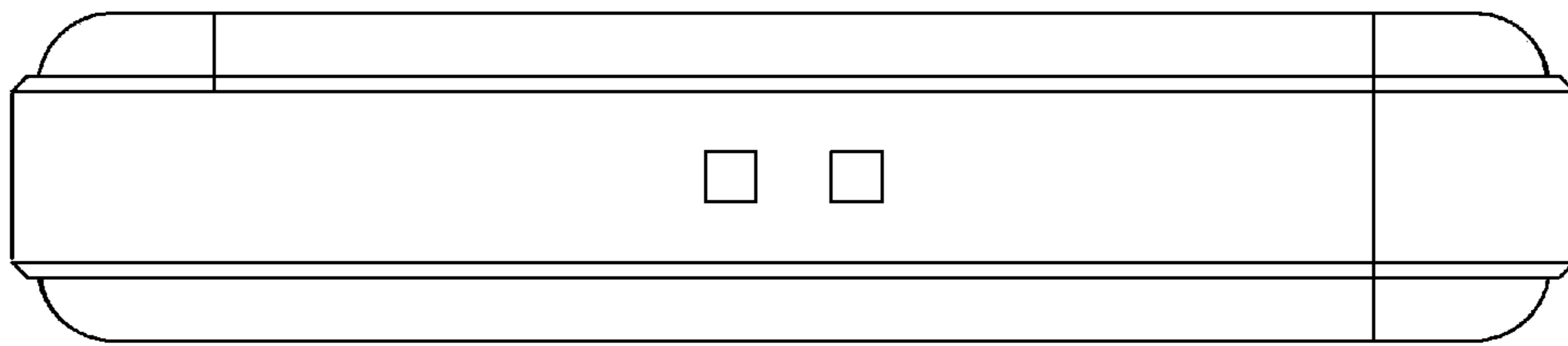


Fig. 3

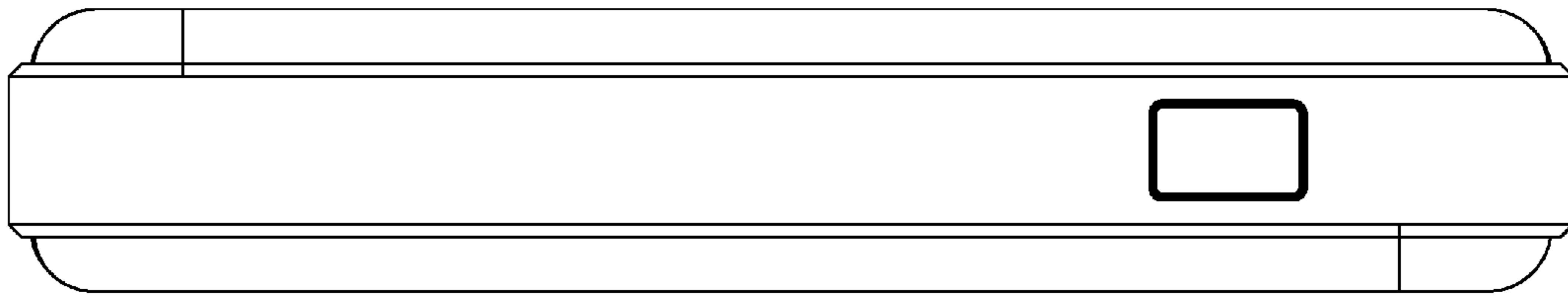


Fig. 4




Fig. 5




Fig. 6




Fig. 7