



US00D760643S

(12) **United States Design Patent**
Phillips et al.

(10) **Patent No.:** **US D760,643 S**
(45) **Date of Patent:** **** Jul. 5, 2016**

(54) **BATTERY**

(71) Applicant: **Samsung Electronics Co., Ltd.**,
Suwon-si (KR)

(72) Inventors: **Sheldon George Phillips**, Glendale, CA
(US); **Joseph J. Kopp, Jr.**, Fairfield, CA
(US)

(73) Assignee: **SAMSUNG ELECTRONICS CO.,
LTD.**, Suwon-Si (KR)

(**) Term: **14 Years**

(21) Appl. No.: **29/491,617**

(22) Filed: **May 22, 2014**

(51) **LOC (10) Cl.** **13-02**

(52) **U.S. Cl.**
USPC **D13/103**

(58) **Field of Classification Search**

USPC D13/102–110, 118–119, 154, 184, 199;
D14/203.3–203.8, 217, 248, 250–253,
D14/432, 434, 440, 450, 496; D3/201, 218,
D3/269, 301, 273, 303; 361/679.56;
379/426, 433.11–433.13, 455;
455/575.1, 575.8; 320/101–102,
320/107–115, 120; 429/96–100, 149, 159,
429/163, 176, 177, 186
CPC G06K 7/0008; H01Q 7/00; H01M 10/04;
H01M 10/0413; H01M 10/0436; H01M
2/0207; H01M 2/0212; H01M 2/0215; H01M
2/021; H01M 2/1022; H01M 2/1061; H01M
2/1066; H01M 2/04; H01M 2/0404; H01M
2220/30; H04M 1/026; H04M 1/0262
See application file for complete search history.

(56) **References Cited**

U.S. PATENT DOCUMENTS

D446,766 S * 8/2001 Han D13/103
D710,796 S * 8/2014 Ko D13/103
D726,106 S * 4/2015 Aber D13/103

D729,085 S * 5/2015 Nuovo D10/103
D729,648 S * 5/2015 Phillips D10/103
D729,650 S * 5/2015 Phillips D10/32
D734,192 S * 7/2015 Phillips D10/103
2014/0234679 A1 * 8/2014 Kim H01M 2/1653
429/94
2015/0113796 A1 * 4/2015 Han H01M 10/0436
29/623.1
2015/0157220 A1 * 6/2015 Fish A61B 5/02055
600/301
2015/0207110 A1 * 7/2015 Seong H01M 2/0202
429/179
2015/0221900 A1 * 8/2015 Seong H01M 2/0202
429/94
2015/0255763 A1 * 9/2015 Lee G04C 10/00
320/128
2015/0303413 A1 * 10/2015 Yun H01M 2/0404
429/185
2015/0340891 A1 * 11/2015 Fish H02J 7/0042
320/103
2016/0036014 A1 * 2/2016 Lee H01M 2/0202
429/185
2016/0043354 A1 * 2/2016 Han H01M 2/0202
429/185

* cited by examiner

Primary Examiner — Rosemary K Tarcza

Assistant Examiner — Sanjeev Paul

(74) *Attorney, Agent, or Firm* — McAndrews Held & Malloy, Ltd.

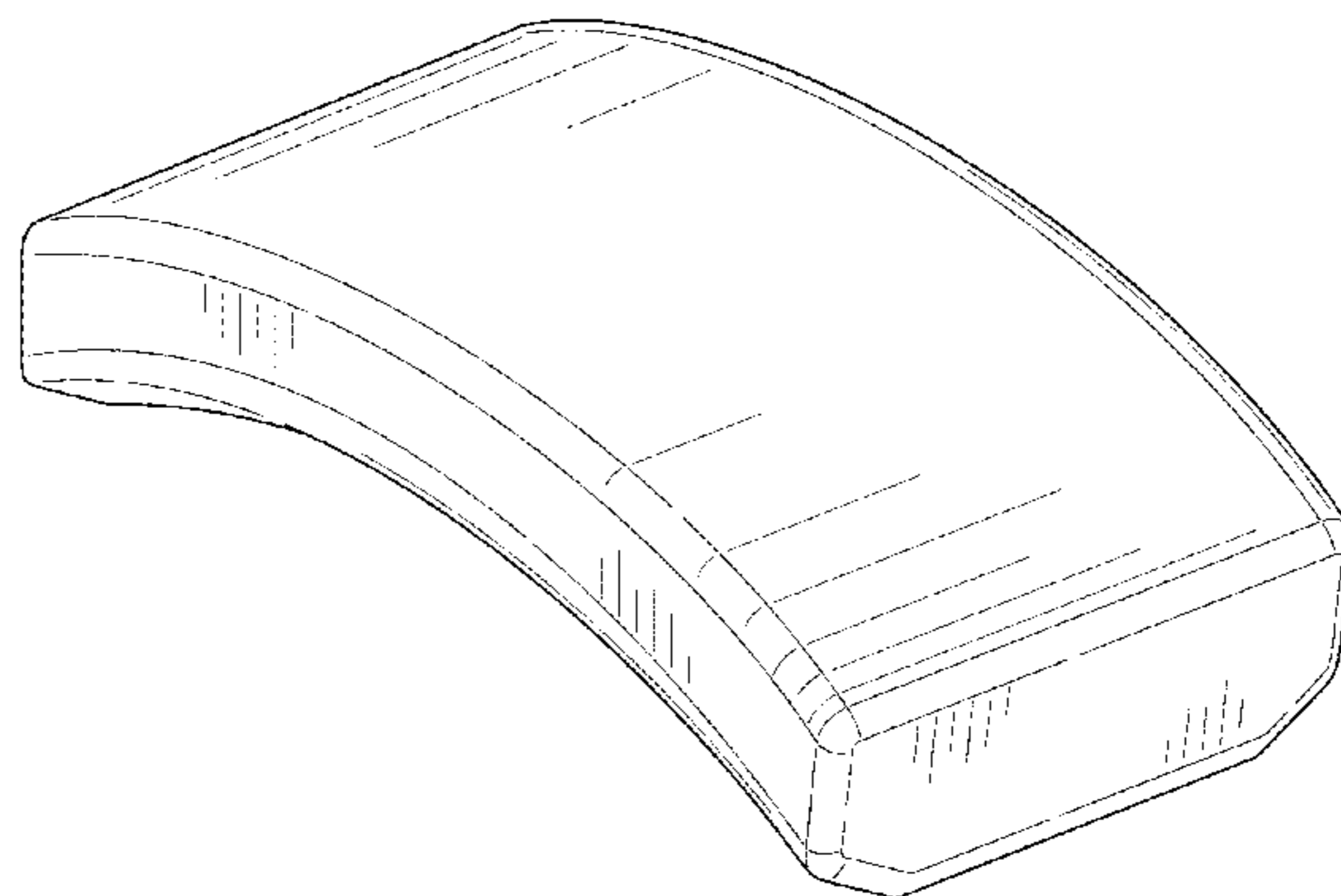
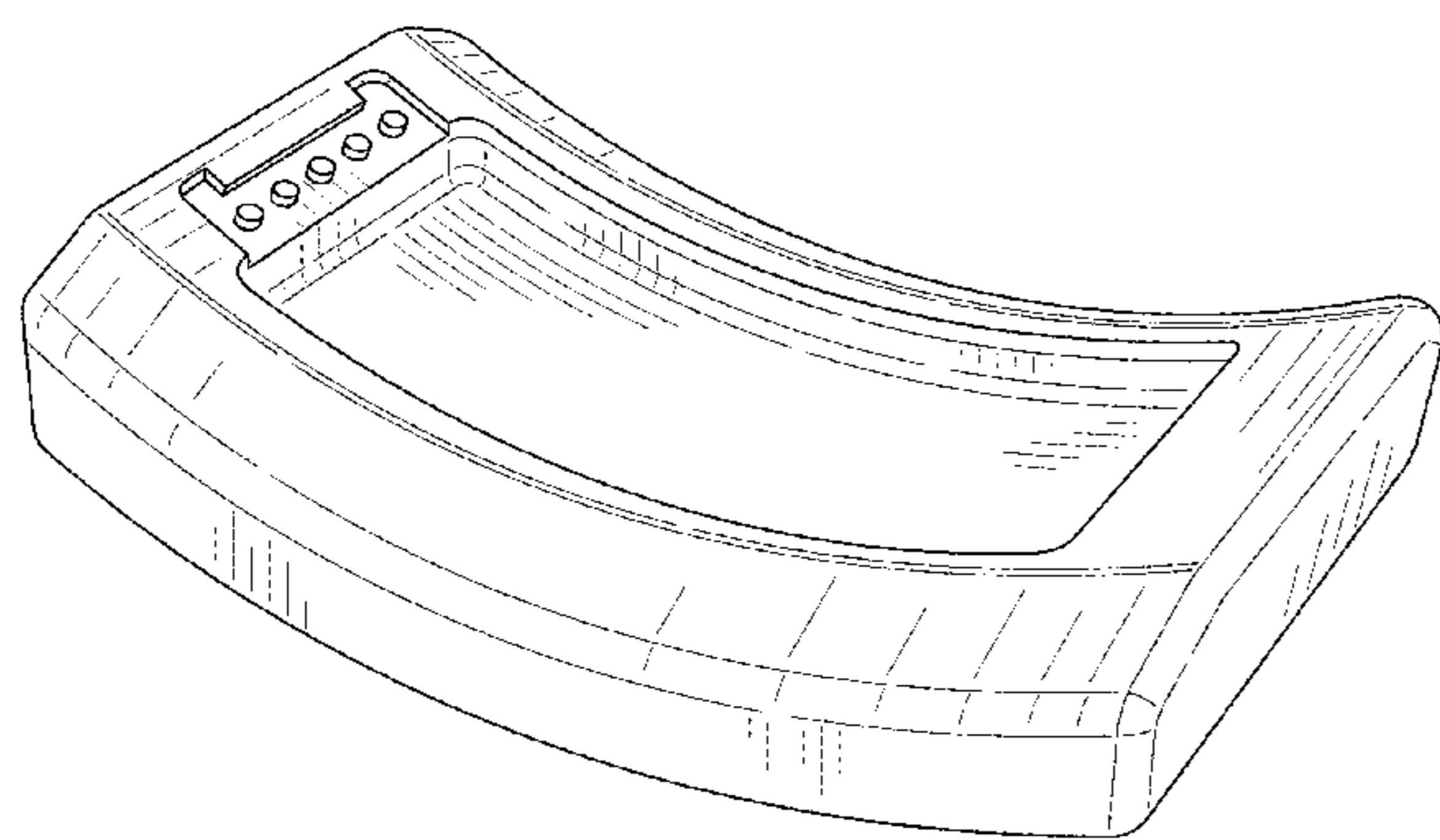
(57) **CLAIM**

The ornamental design for a battery, as shown and described.

DESCRIPTION

FIG. 1 is a top right front perspective view of a battery showing our new design;
FIG. 2 is a left side elevation view thereof;
FIG. 3 is a right side elevation view thereof;
FIG. 4 is a front elevation view thereof;
FIG. 5 is a rear elevation view thereof;
FIG. 6 is a top plan view thereof;
FIG. 7 is a bottom plan view thereof; and,
FIG. 8 is a bottom left rear perspective view thereof.

1 Claim, 4 Drawing Sheets



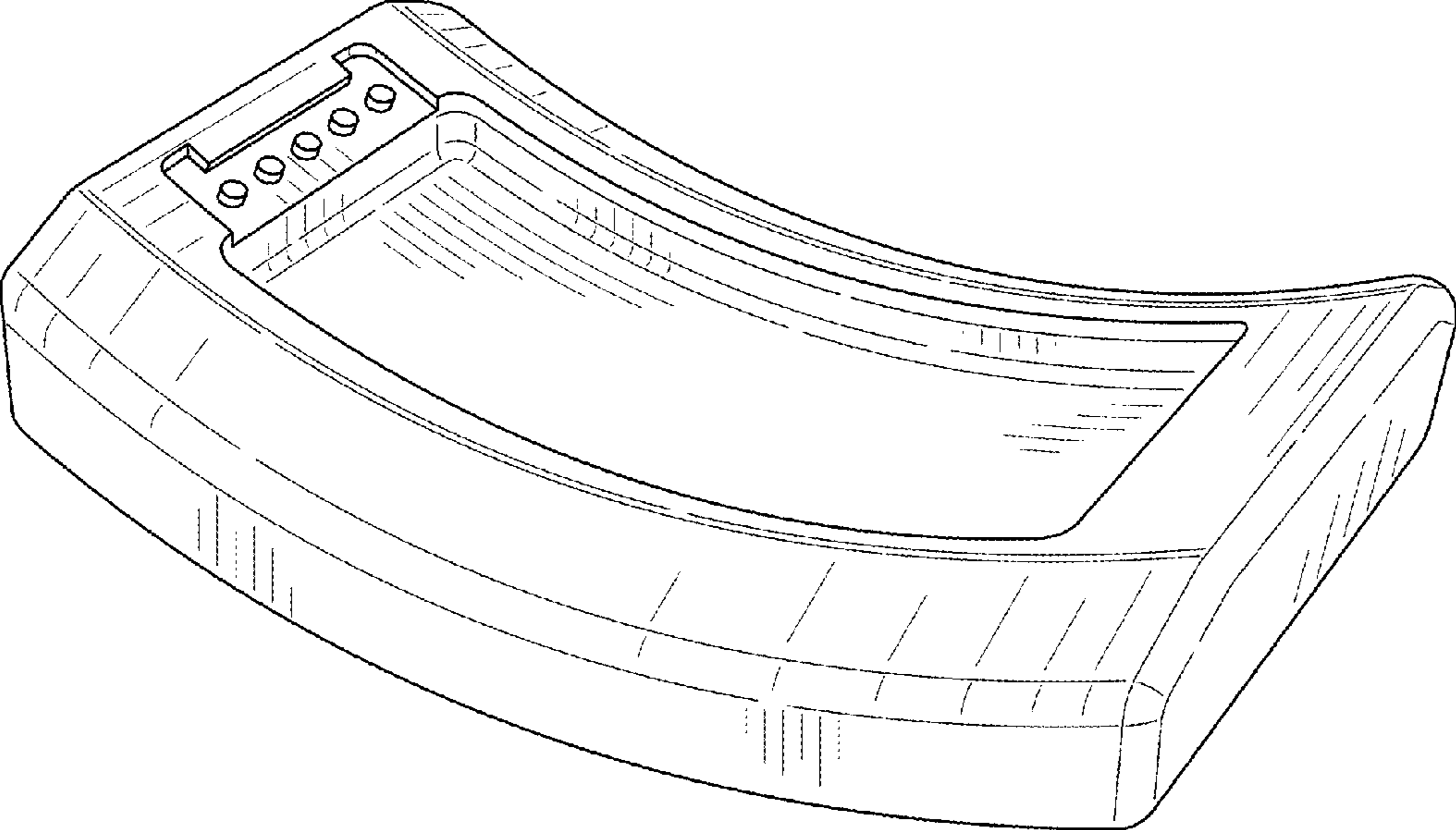


FIG. 1

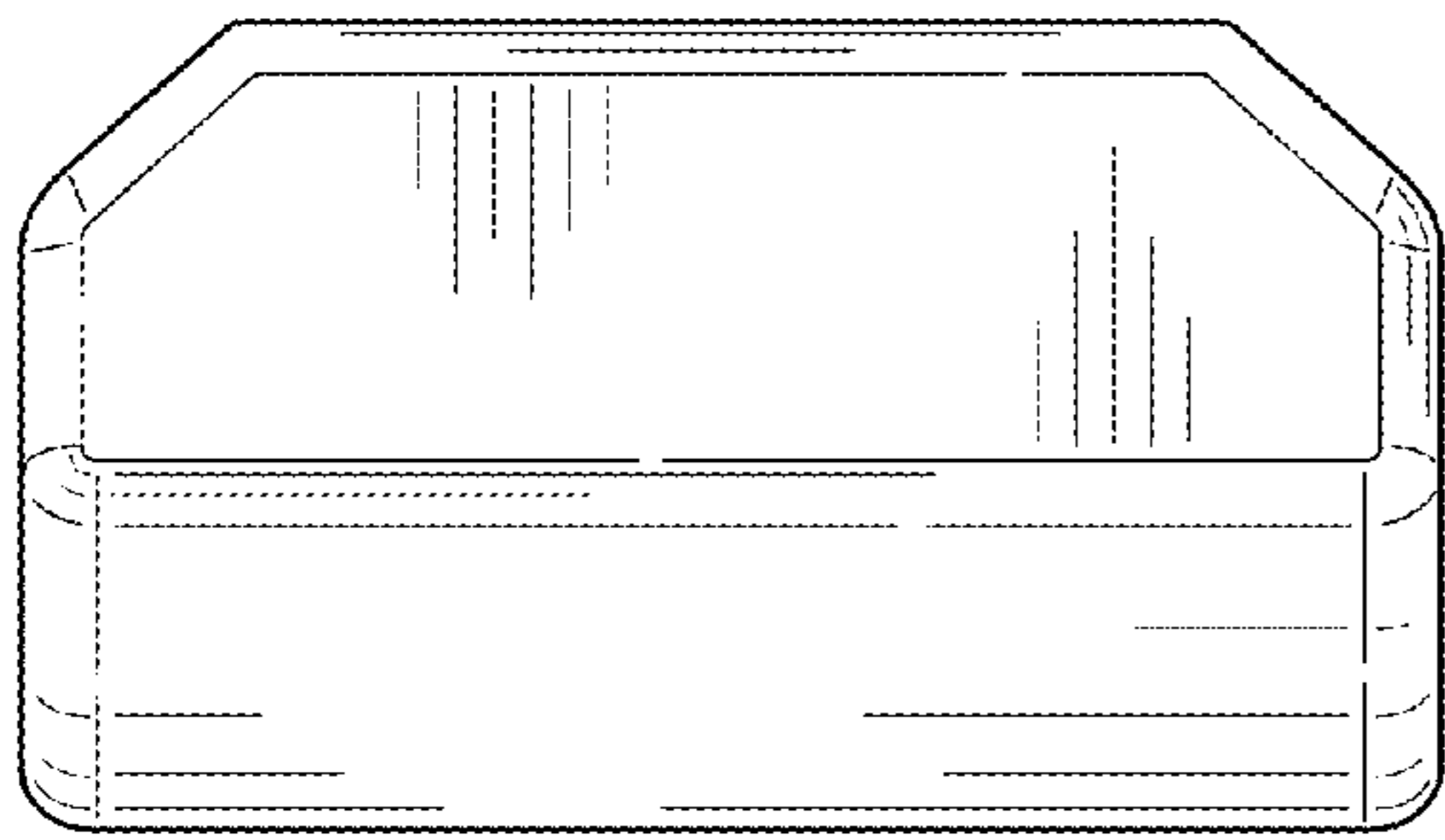


FIG. 2

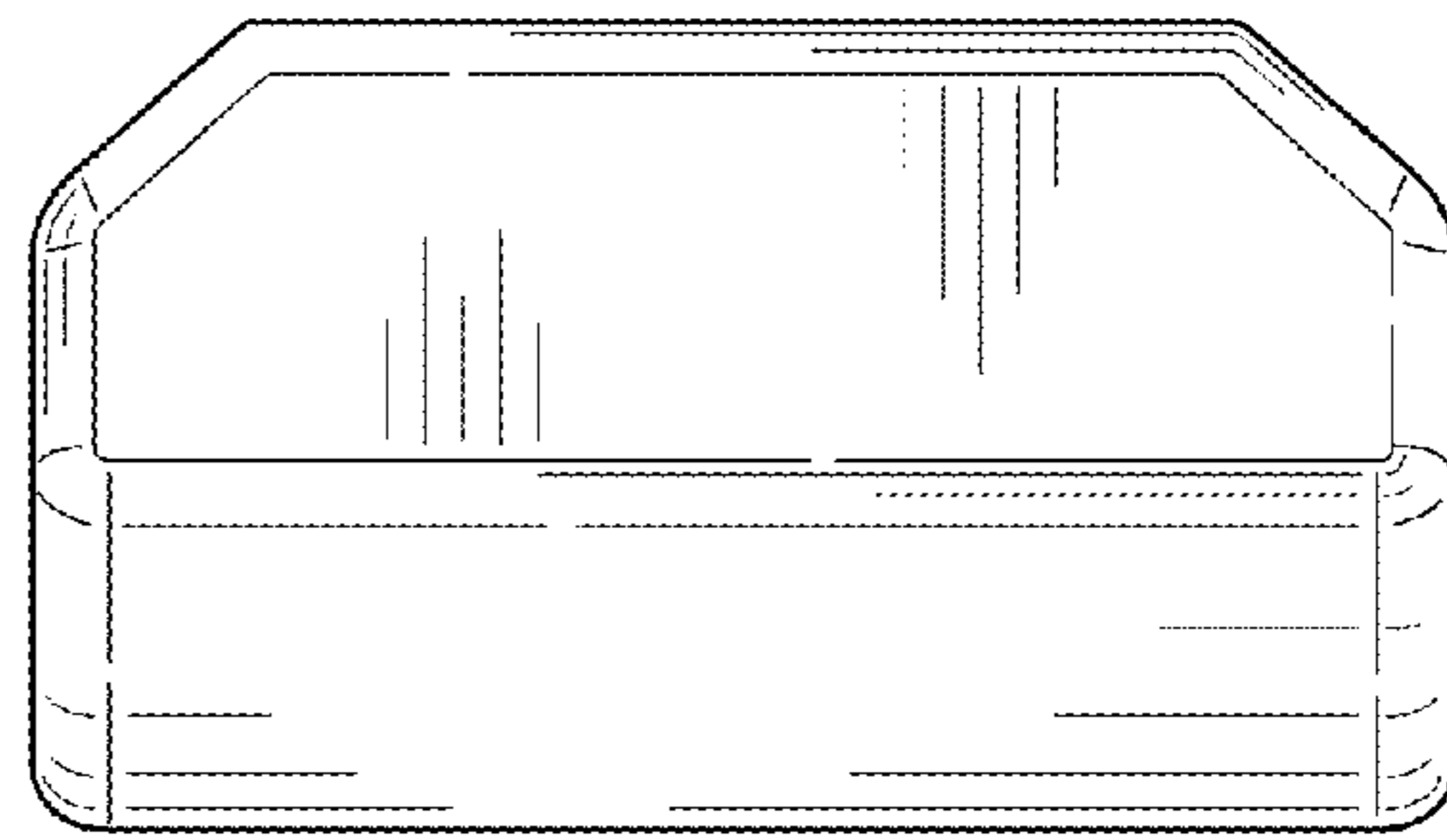


FIG. 3




FIG. 4



FIG. 5

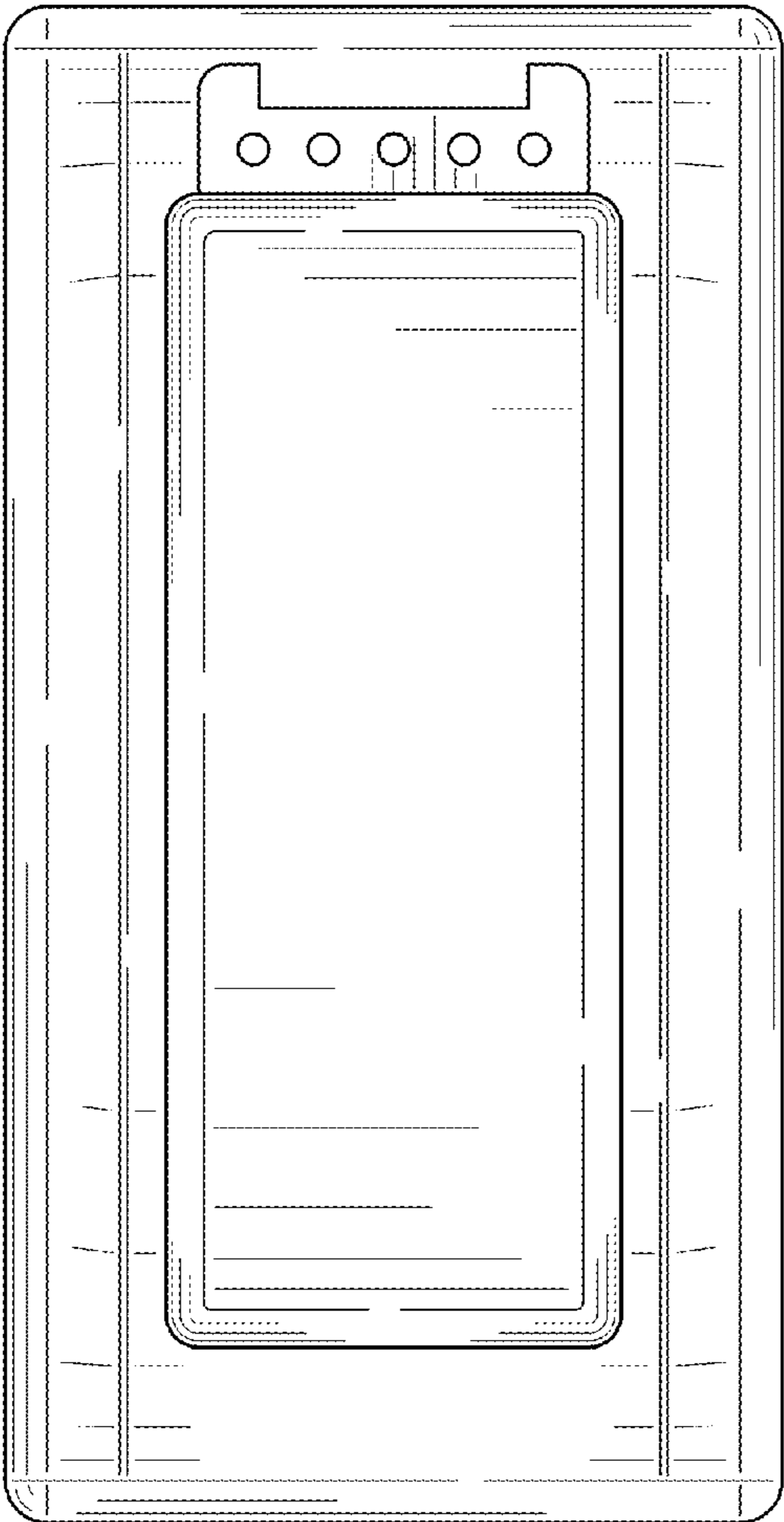


FIG. 6




FIG. 7

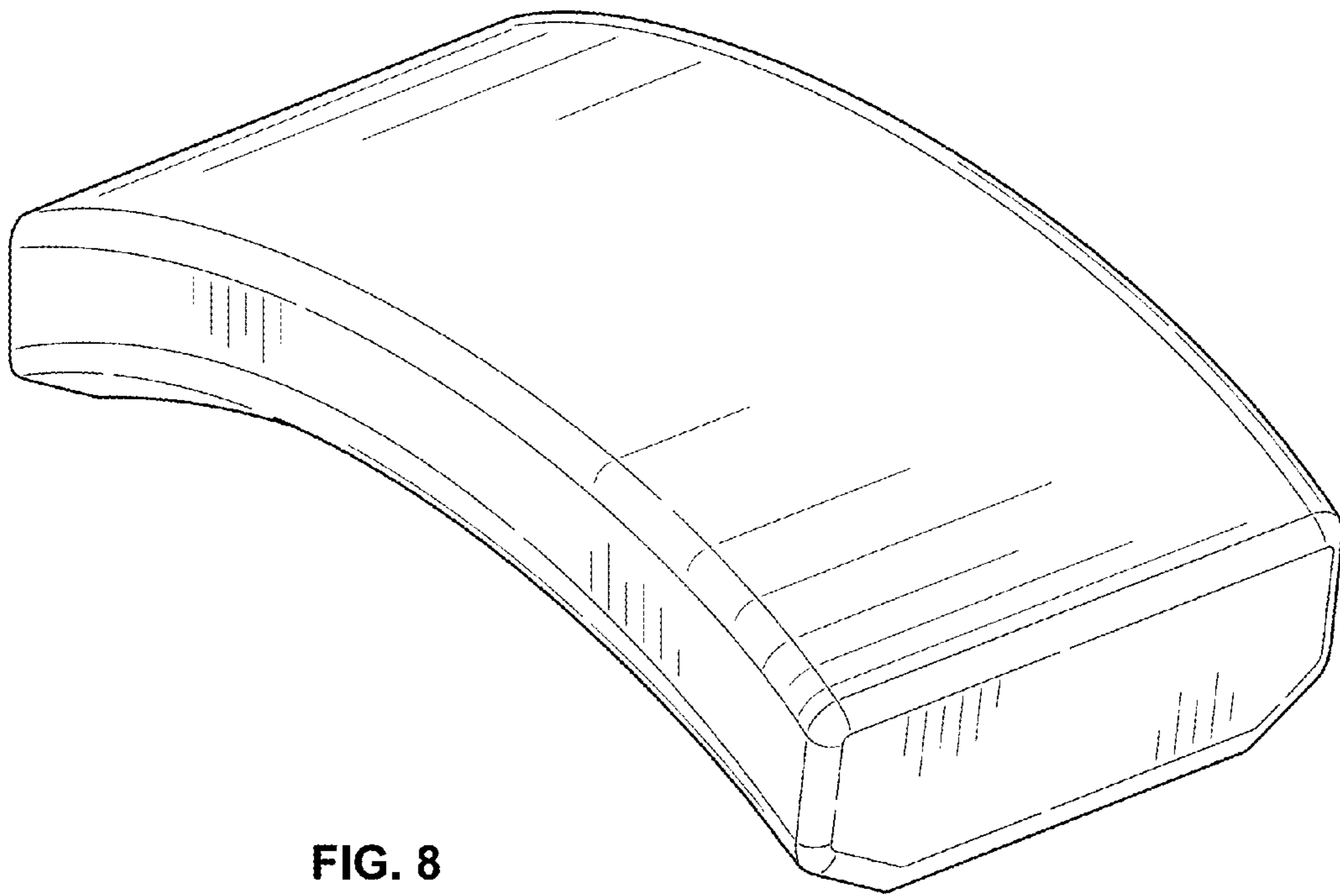


FIG. 8