

US00D760637S

(12) **United States Design Patent**
Cummings

(10) **Patent No.:** **US D760,637 S**
(45) **Date of Patent:** **** Jul. 5, 2016**

(54) **AIRCRAFT WITH ABOVE-WING MOUNTED ENGINES**

(71) Applicant: **Darold B. Cummings**, Coeur D'Alene, ID (US)

(72) Inventor: **Darold B. Cummings**, Coeur D'Alene, ID (US)

(**) Term: **14 Years**

(21) Appl. No.: **29/516,966**

(22) Filed: **Feb. 9, 2015**

(51) **LOC (10) Cl.** **12-07**

(52) **U.S. Cl.**
USPC **D12/343**

(58) **Field of Classification Search**
USPC D12/16.1, 319, 322, 323, 326, 327, 328, D12/329, 330, 339, 341, 342, 343, 344, 345, D12/337; D21/301, 437, 438, 439, 440, D21/441, 446, 447, 448, 449, 450, 453, 454, D21/461

CPC B64C 2201/146; B64C 2201/141; B64C 2201/126; B64C 2201/021; B64C 29/00
See application file for complete search history.

(56) **References Cited**

U.S. PATENT DOCUMENTS

D326,842 S *	6/1992	Buchsel	D12/319
D431,522 S *	10/2000	Fujino	D12/337
D500,281 S *	12/2004	Aruga	D12/319
D515,012 S *	2/2006	Eatkins	D12/319
D530,658 S *	10/2006	Vigneron	D12/319
D597,472 S *	8/2009	Cazals	D12/319
D612,792 S *	3/2010	Guering	D12/343
D624,479 S *	9/2010	Guering	D12/343

D624,480 S *	9/2010	Guering	D12/343
D634,696 S *	3/2011	Saint-Jalmes	D12/345
D649,506 S *	11/2011	Morelli	D12/319
D651,156 S *	12/2011	Gundlach	D12/319
D674,734 S *	1/2013	Fujino	D12/345

OTHER PUBLICATIONS

Photograph, HA-420 HondaJet, Honda Aircraft Company, First flight: Dec. 3, 2003.

Photograph, VFW-Fokker 614 jetliner, VFW-Fokker Aircraft Company, First flight: Jul. 14, 1971.

* cited by examiner

Primary Examiner — Robert M Spear

Assistant Examiner — Marissa J Cash

(74) *Attorney, Agent, or Firm* — Morland C. Fischer

(57) **CLAIM**

The ornamental design for an aircraft with above-wing mounted engines, as shown and described.

DESCRIPTION

FIG. 1 is a perspective view showing the top, left side and front of an aircraft with above-wing mounted engines which forms my new design;

FIG. 2 is a top plan view thereof;

FIG. 3 is a front elevational view thereof;

FIG. 4 is a left side elevational view thereof;

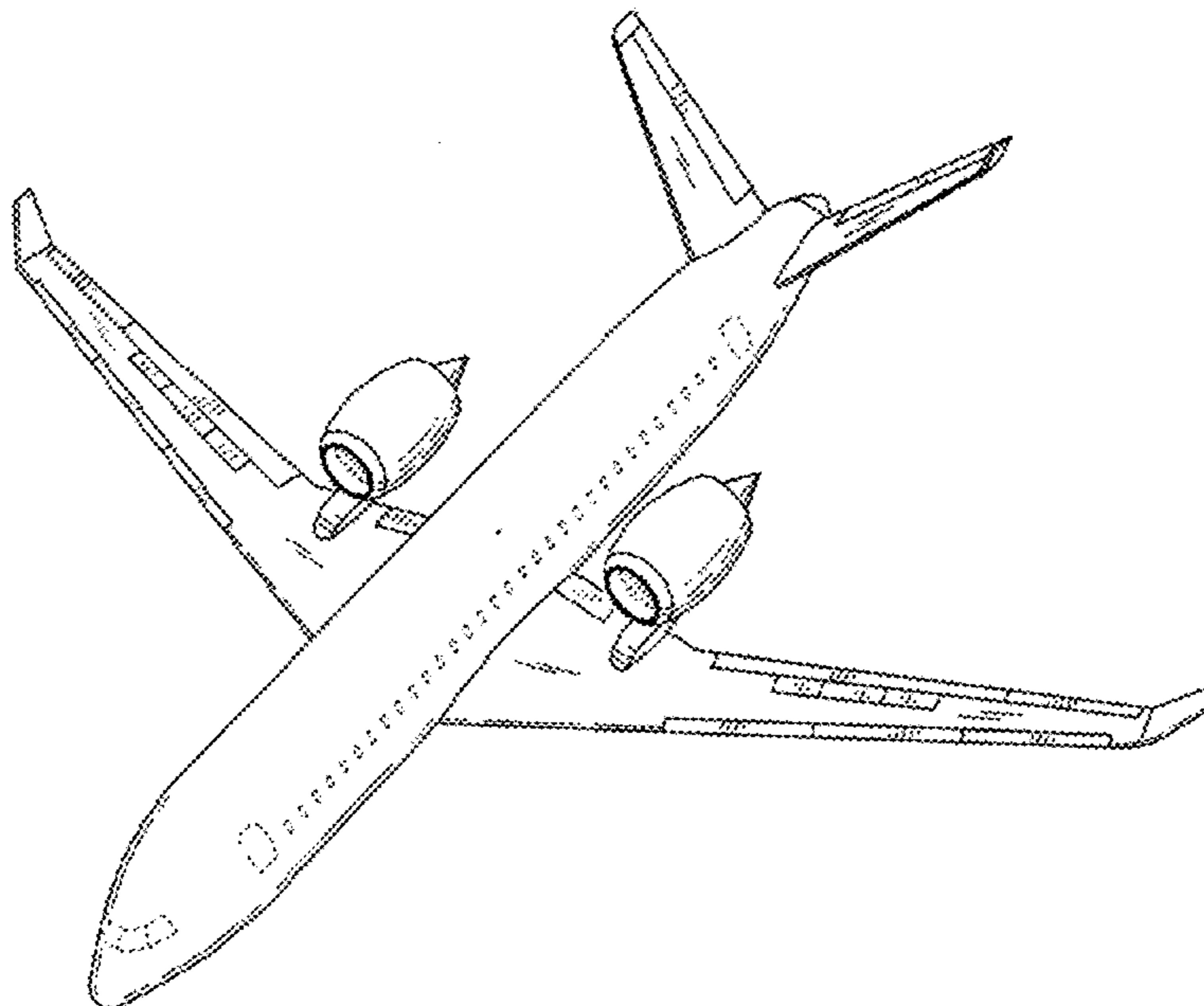
FIG. 5 is a right side elevational view thereof;

FIG. 6 is a rear elevational view thereof; and,

FIG. 7 is a bottom plan view thereof.

The broken lines in the drawings represent unclaimed environmental subject matter and form no part of the claim.

1 Claim, 3 Drawing Sheets



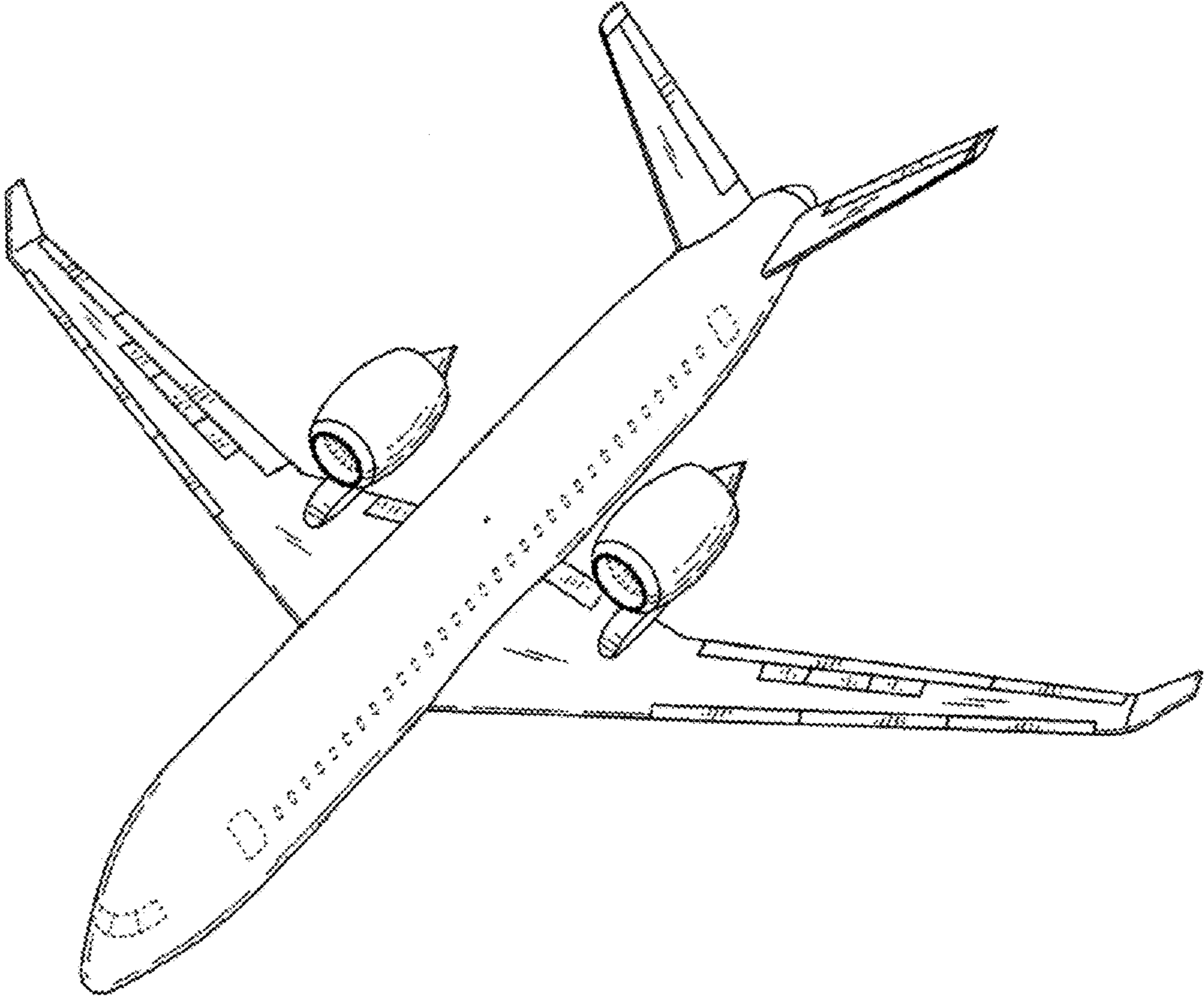


Fig. 1

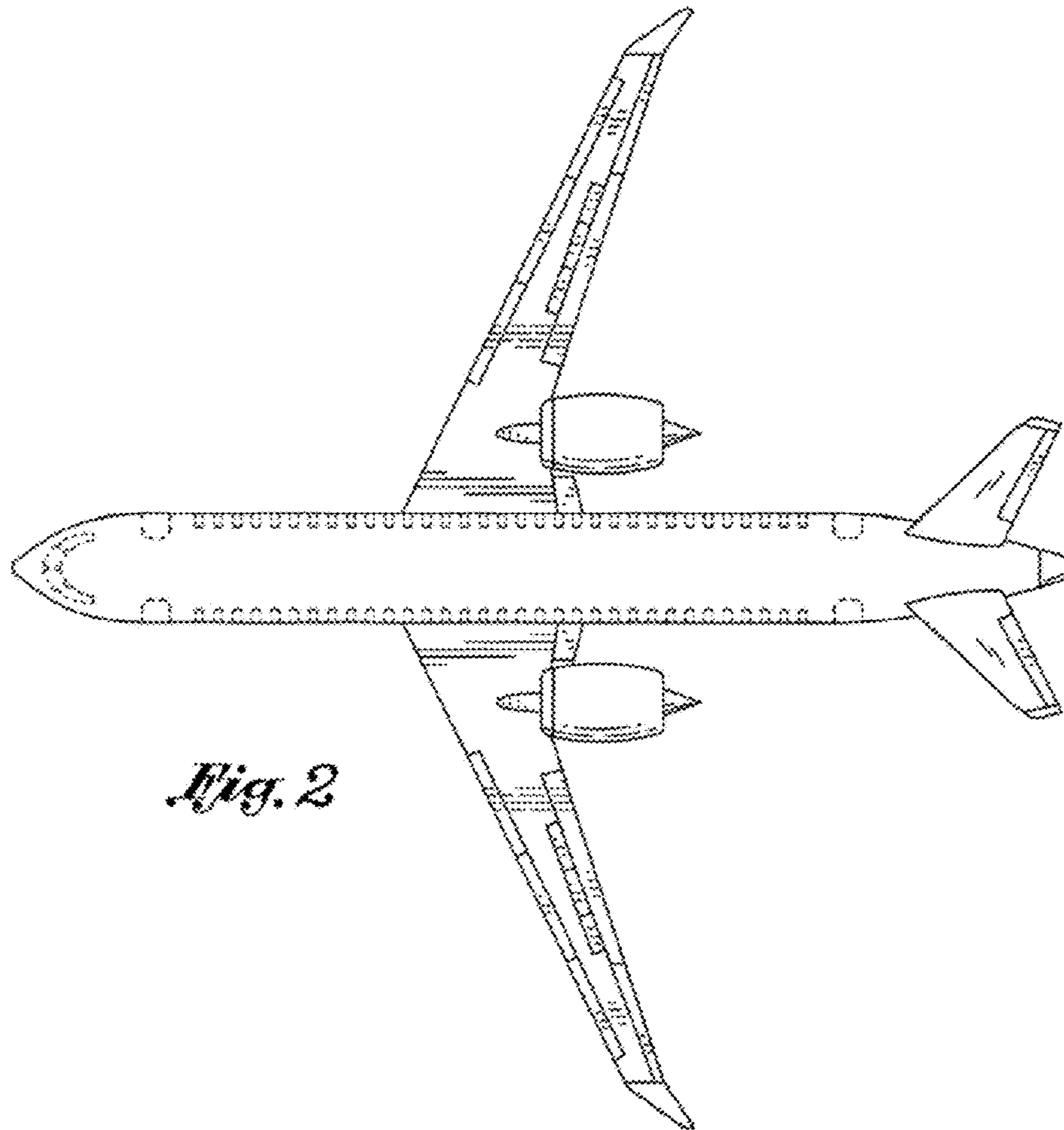


Fig. 2

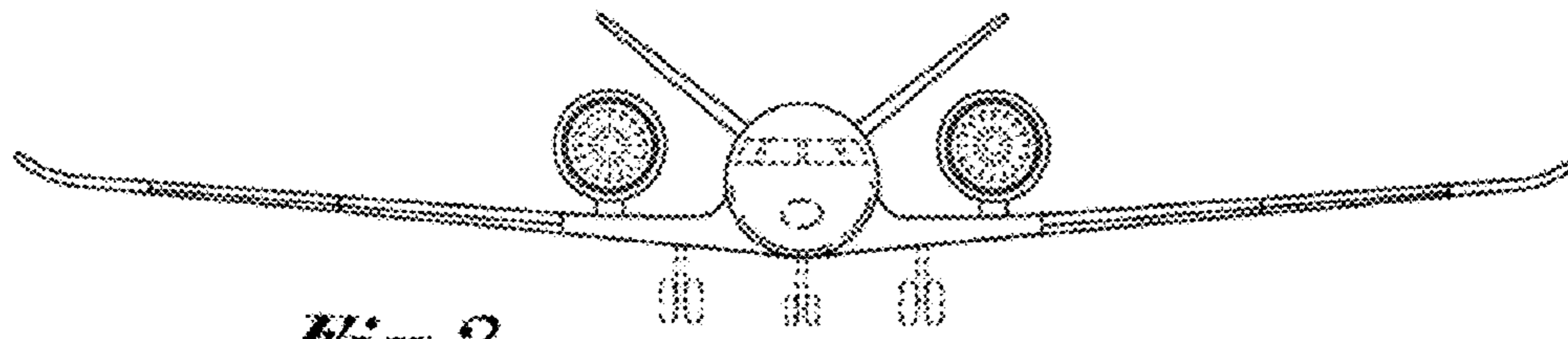


Fig. 3

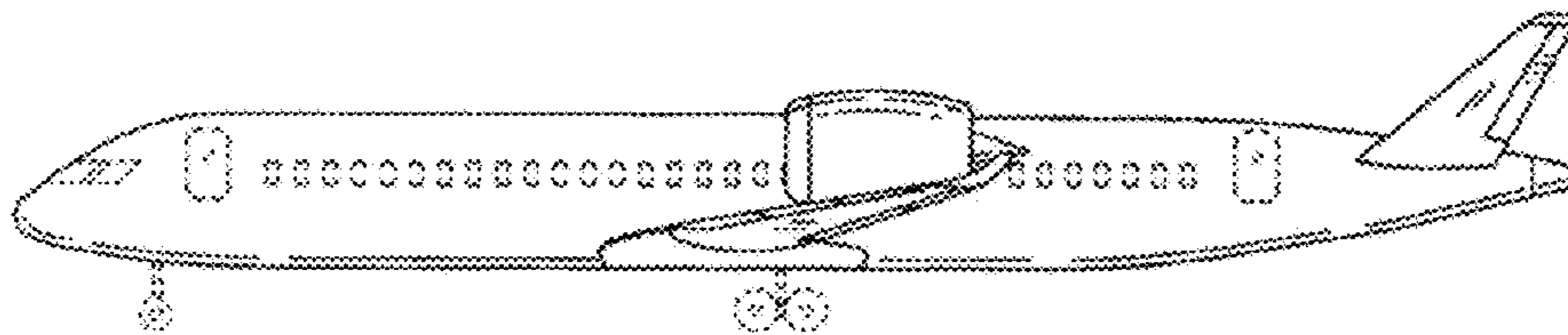


Fig. 4

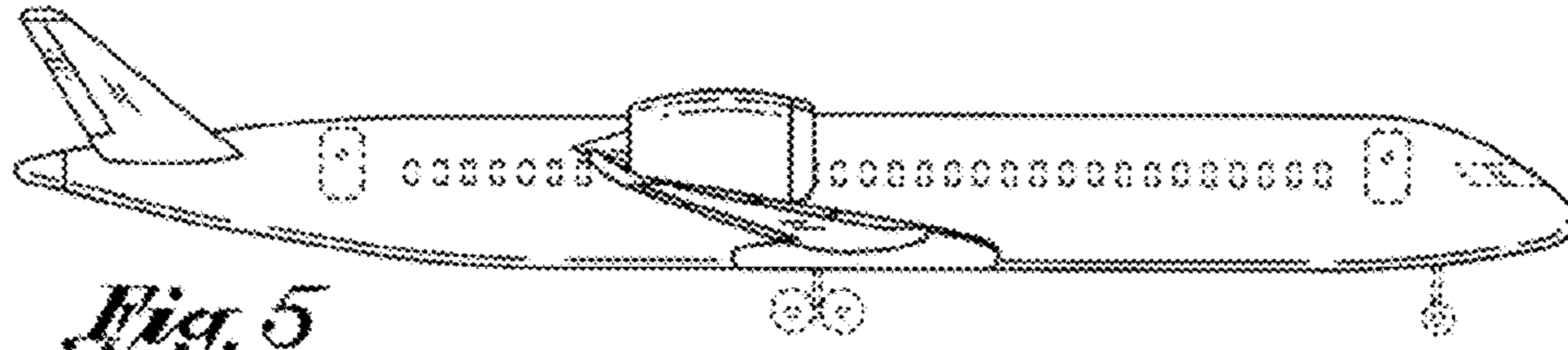


Fig. 5

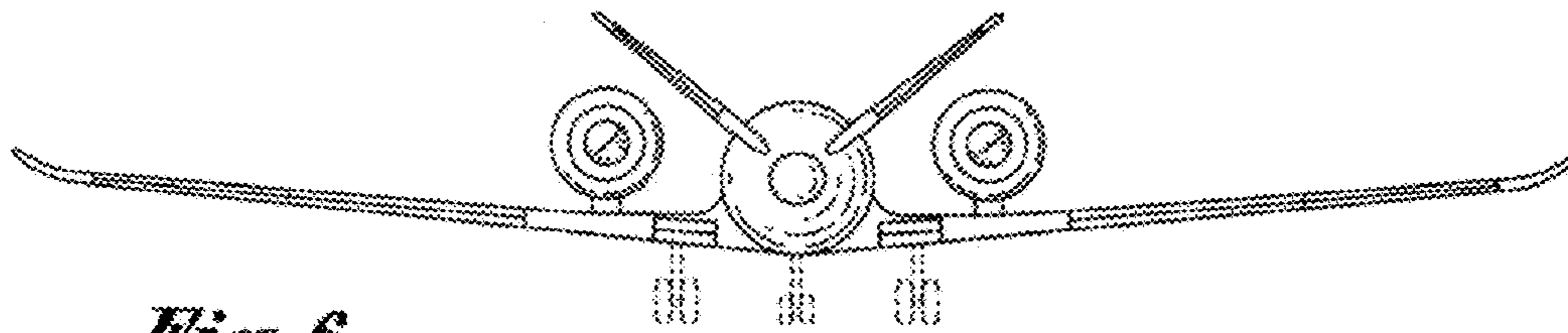


Fig. 6

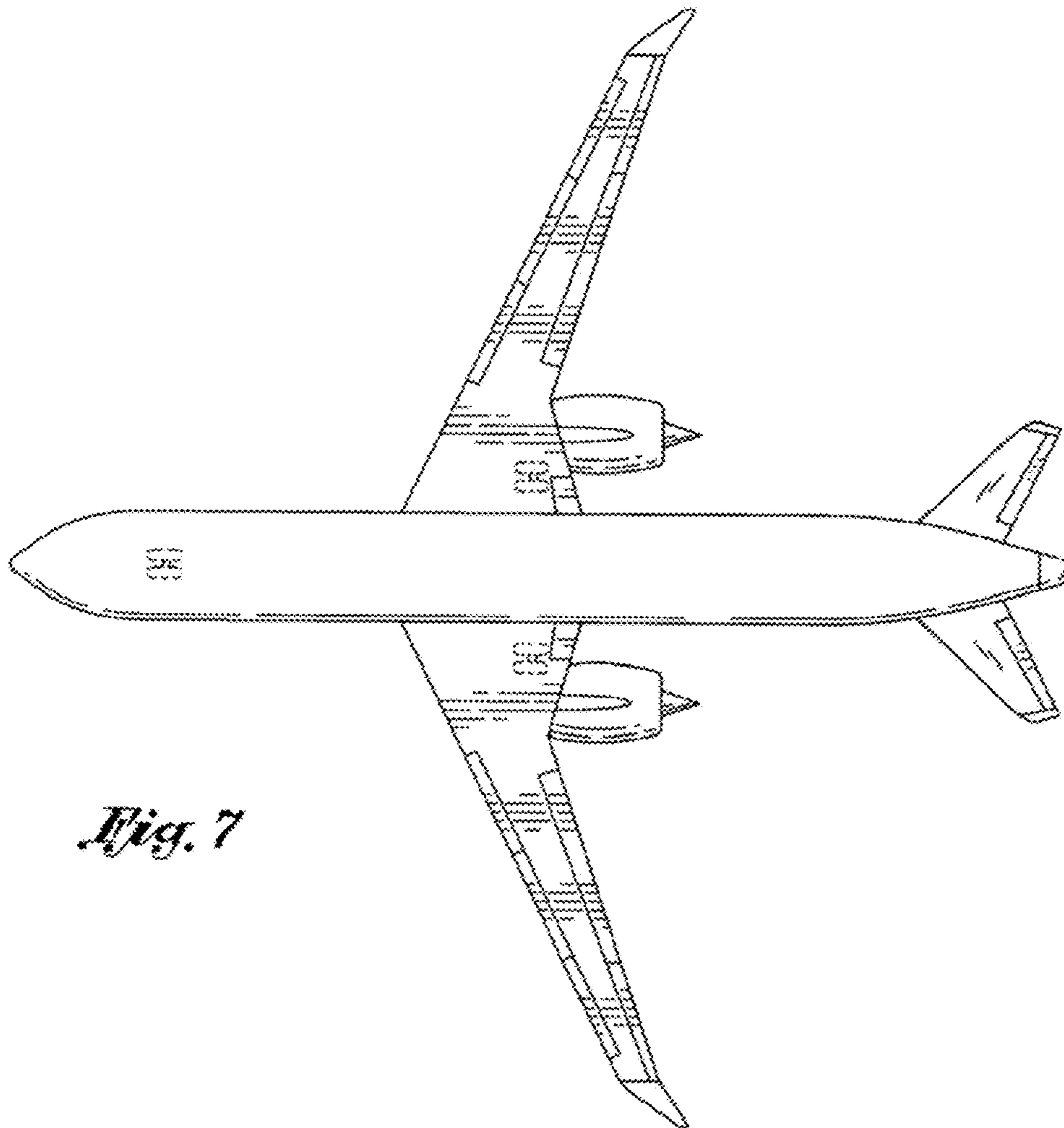


Fig. 7