



US00D760626S

(12) **United States Design Patent**
Amidon

(10) **Patent No.:** **US D760,626 S**
(45) **Date of Patent:** **** Jul. 5, 2016**

(54) **MOTORCYCLE ACCESSORY COVER**

(71) Applicant: **Michael G. Amidon**, Edinboro, PA (US)

(72) Inventor: **Michael G. Amidon**, Edinboro, PA (US)

(**) Term: **14 Years**

(21) Appl. No.: **29/498,550**

(22) Filed: **Aug. 5, 2014**

(51) **LOC (10) Cl.** **12-11**

(52) **U.S. Cl.**
USPC **D12/114**

(58) **Field of Classification Search**
USPC D12/114, 110, 122, 125, 223; 74/562,
74/562.5, 564, 594.3, 594.4, 594.7,
74/473.16, 473.17, 478.5, 560, 478;
296/75; 180/90.6, 219, 220; 280/288.4,
280/291; D8/70, 71, 349, 354, 373, 381
CPC B62J 6/04; B62J 25/00; B62K 25/02
See application file for complete search history.

(56) **References Cited**

U.S. PATENT DOCUMENTS

D319,037 S *	8/1991	Hoepfner, III	D12/114
D338,643 S *	8/1993	Fuller et al.	D12/114
D355,871 S *	2/1995	Schermeister	D12/125
D378,667 S *	4/1997	Ortega	D12/114
D401,535 S *	11/1998	Joseph, Jr.	D12/114
D405,393 S *	2/1999	Stahel	D12/114

D489,295 S *	5/2004	Wright	D12/114
D523,786 S *	6/2006	Chacon et al.	D12/114
D528,477 S *	9/2006	Egan	D12/114
D531,553 S *	11/2006	Welch	D12/114
D533,481 S *	12/2006	Goerges	D12/114
7,637,523 B2 *	12/2009	Fouhy	280/291
D608,252 S *	1/2010	Warren	D12/114
7,823,900 B2 *	11/2010	Warren	280/291
8,256,788 B2 *	9/2012	Matsushima et al.	280/291
D675,548 S *	2/2013	Levelle	D12/114
D718,671 S *	12/2014	Parvey	D12/114
2003/0095414 A1 *	5/2003	Tracey	362/473
2007/0063479 A1 *	3/2007	Fouhy	280/288.4
2007/0120343 A1 *	5/2007	Spence	280/291
2008/0047389 A1 *	2/2008	LeClaire et al.	74/564

* cited by examiner

Primary Examiner — Philip S Hyder

Assistant Examiner — Darlington Ly

(74) *Attorney, Agent, or Firm* — Richard K Thomson

(57) **CLAIM**

The ornamental design for a motorcycle accessory cover, as shown and described.

DESCRIPTION

FIG. 1 is a top plan view of the motorcycle accessory cover showing my new design;


FIG. 2 is a left-side elevation thereof;

FIG. 3 is a right-side elevation thereof;

FIG. 4 is a front elevation view thereof; and,

FIG. 5 is a perspective view thereof.

1 Claim, 2 Drawing Sheets






Fig. 1




Fig. 3




Fig. 5




Fig. 2




FIG. 4