



US00D760623S

(12) **United States Design Patent**
O'Donnell et al.

(10) **Patent No.:** **US D760,623 S**

(45) **Date of Patent:** **** *Jul. 5, 2016**

(54) **AMPHIBIOUS VEHICLE**

(56) **References Cited**

(71) Applicant: **Gibbs Technologies Limited**, Nuneaton (GB)

U.S. PATENT DOCUMENTS

2,400,132 A 5/1946 Porter
4,387,661 A 6/1983 Duff

(72) Inventors: **Timothy O'Donnell**, Auburn Hills, MI (US); **Stephen Wilkonski**, Auburn Hills, MI (US)

(Continued)

FOREIGN PATENT DOCUMENTS

(73) Assignee: **Gibbs Technologies Limited**, Nuneaton (GB)

JP H02124308 5/1990
JP H0463709 2/1992

(Continued)

OTHER PUBLICATIONS

(*) Notice: This patent is subject to a terminal disclaimer.

Bailly Capotaria Náutica; YouTube video of K-Jet; publication date Oct. 27, 2010; <https://www.youtube.com/watch?v=OnNQubZDFec>.

(**) Term: **14 Years**

(Continued)

(21) Appl. No.: **29/519,501**

Primary Examiner — T. Chase Nelson

Assistant Examiner — Ania Aman

(22) Filed: **Mar. 5, 2015**

(74) *Attorney, Agent, or Firm* — Price Heneveld LLP

Related U.S. Application Data

(63) Continuation of application No. 29/452,179, filed on Apr. 12, 2013, now abandoned.

(57) **CLAIM**

We claim the ornamental design for an amphibious vehicle, as shown and described.

DESCRIPTION

(30) **Foreign Application Priority Data**

Oct. 13, 2012 (EP) 002118216-0001

Oct. 13, 2012 (EP) 002118224-001

(51) **LOC (10) Cl.** **12-14**

(52) **U.S. Cl.**
USPC **D12/3**

(58) **Field of Classification Search**
USPC D12/3, 1, 107, 86, 87, 110; 440/1, 12.5, 440/84, 87, 12.51, 12.52, 12.53, 12.54, 440/15.55

FIG. 1 is a front elevational view of an amphibious vehicle embodying the present invention;

FIG. 2 is a front perspective view of the amphibious vehicle; FIG. 3 is a first side elevational view of the amphibious vehicle;

FIG. 4 is a second side elevational view of the amphibious vehicle;

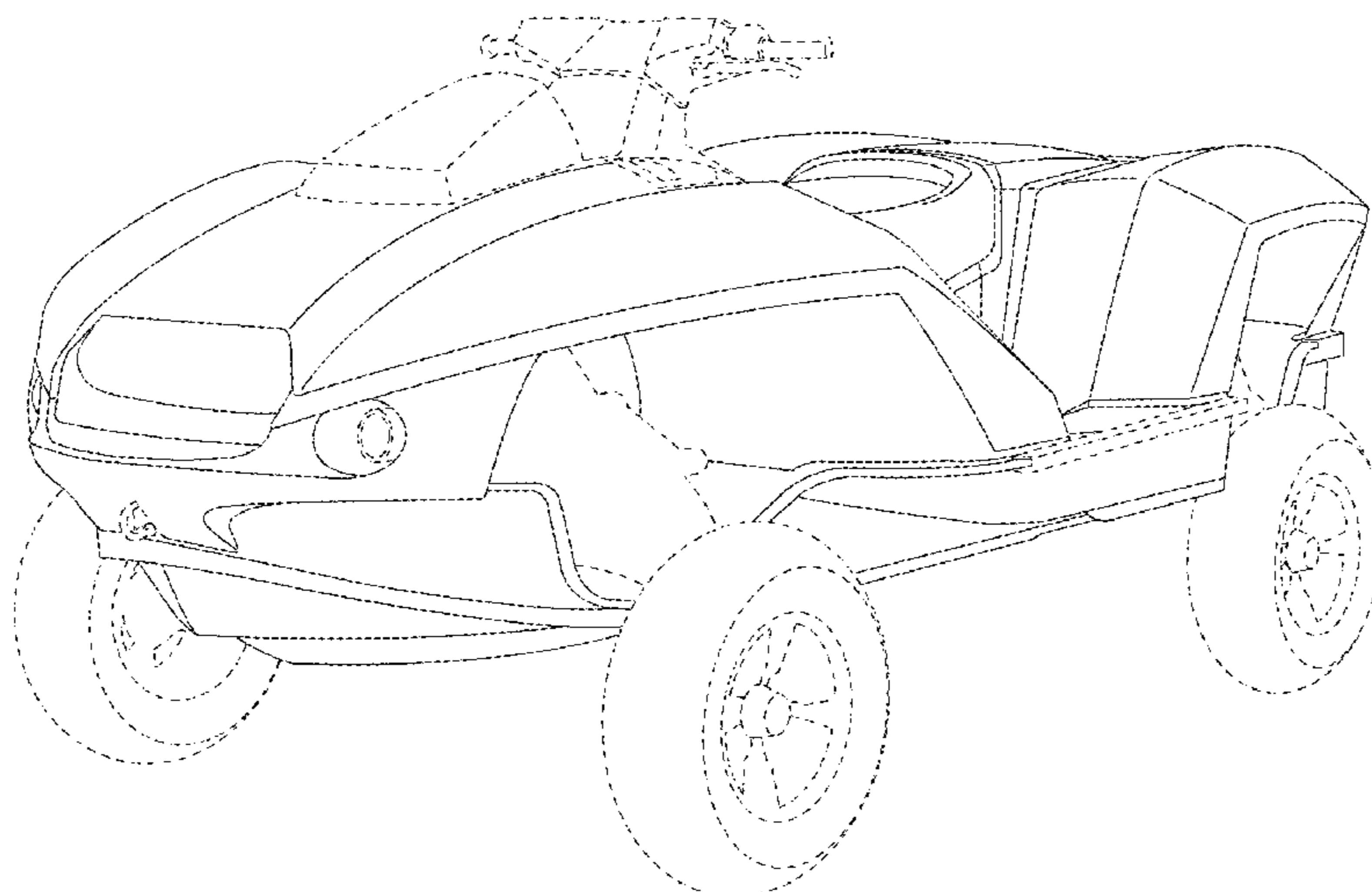
FIG. 5 is a rear perspective view of the amphibious vehicle; FIG. 6 is a rear elevational view of the amphibious vehicle; and,

FIG. 7 is a bottom plan view of the amphibious vehicle.

The broken line shown in the drawings are for the purpose of illustrating portions of the article that form no part of the claimed design.

See application file for complete search history.

1 Claim, 7 Drawing Sheets



(56)

References Cited

U.S. PATENT DOCUMENTS

4,718,501	A	1/1988	Lawler	
4,744,324	A	5/1988	Martinmaas	
5,590,617	A	1/1997	Gere et al.	
5,607,332	A	3/1997	Kobayashi et al.	
5,690,046	A	11/1997	Grzech	
6,182,784	B1	2/2001	Pestotnik	
6,505,694	B2	1/2003	Maguire	
6,540,569	B1	4/2003	Gong	
6,672,916	B1	1/2004	Lent-Phillips et al.	
7,311,567	B2	12/2007	Gibbs	
7,316,594	B2	1/2008	Longdill et al.	
7,758,392	B2	7/2010	Gibbs	
2004/0032120	A1	2/2004	Vaisanen et al.	
2004/0154513	A1	8/2004	Matsuda	
2007/0249241	A1	10/2007	Mott	
2013/0130575	A1*	5/2013	Gibbs et al.	440/12.52

FOREIGN PATENT DOCUMENTS

JP	H11157483	6/1999
LU	84437	5/1984

WO	2004020228	3/2004
WO	2006040563	4/2006
WO	2006043043	4/2006
WO	2006043071	4/2006
WO	2006043088	4/2006
WO	2006056803	6/2006
WO	2006056805	6/2006
WO	2007045909	4/2007
WO	2008023191	2/2008
WO	2009027646	3/2009
WO	2009027647	3/2009
WO	2009027661	3/2009
WO	2009153561	12/2009
WO	2011077090	6/2011

OTHER PUBLICATIONS

YouTube video of Swiss Aqua Quad; publication date Mar. 13, 2013;
<https://www.youtube.com/watch?v=wuB8NaxWulw>.
 Photographs of Remote Control Toy Publicly Available prior to Apr. 12, 2013.

* cited by examiner

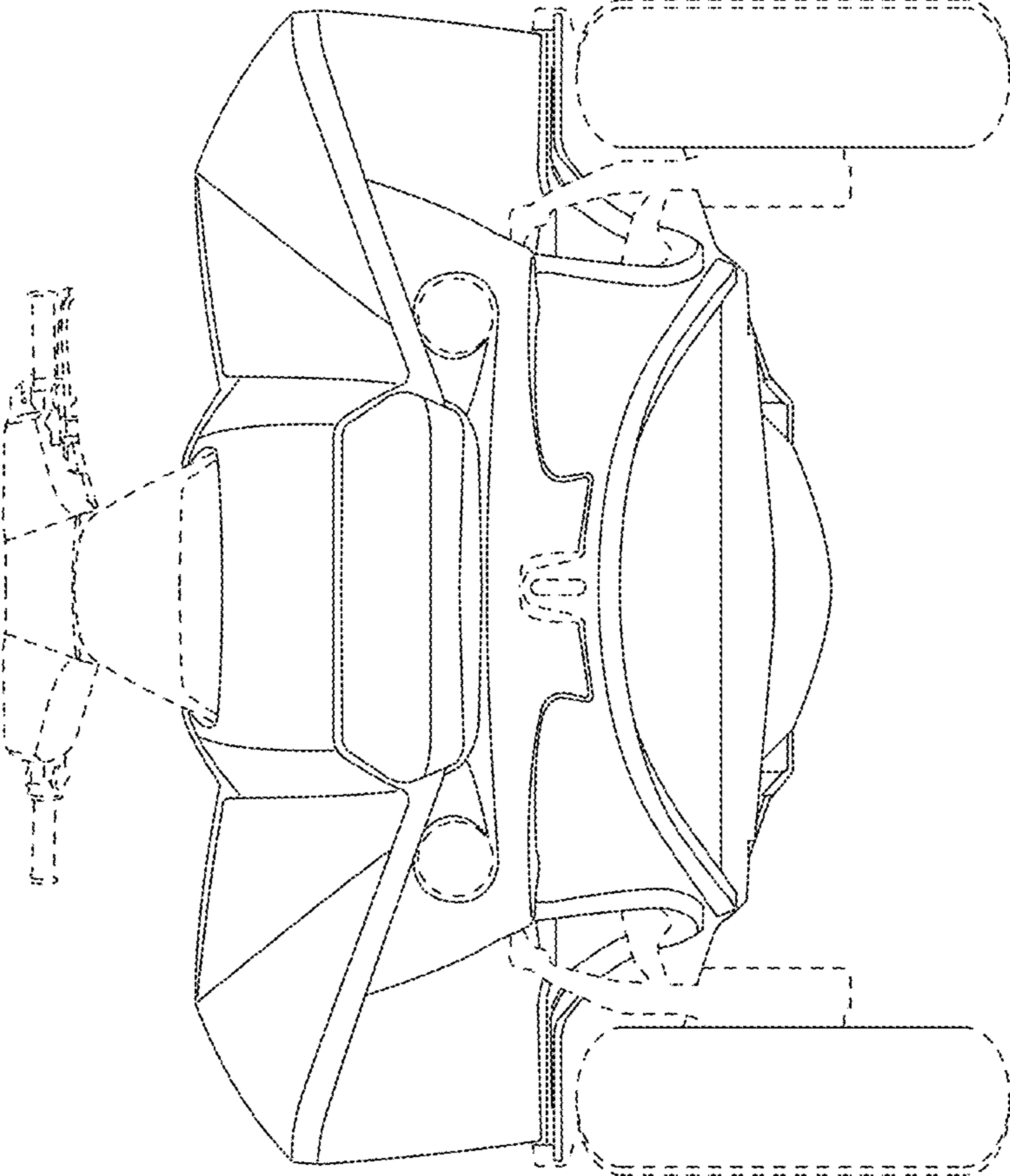


FIG. 1

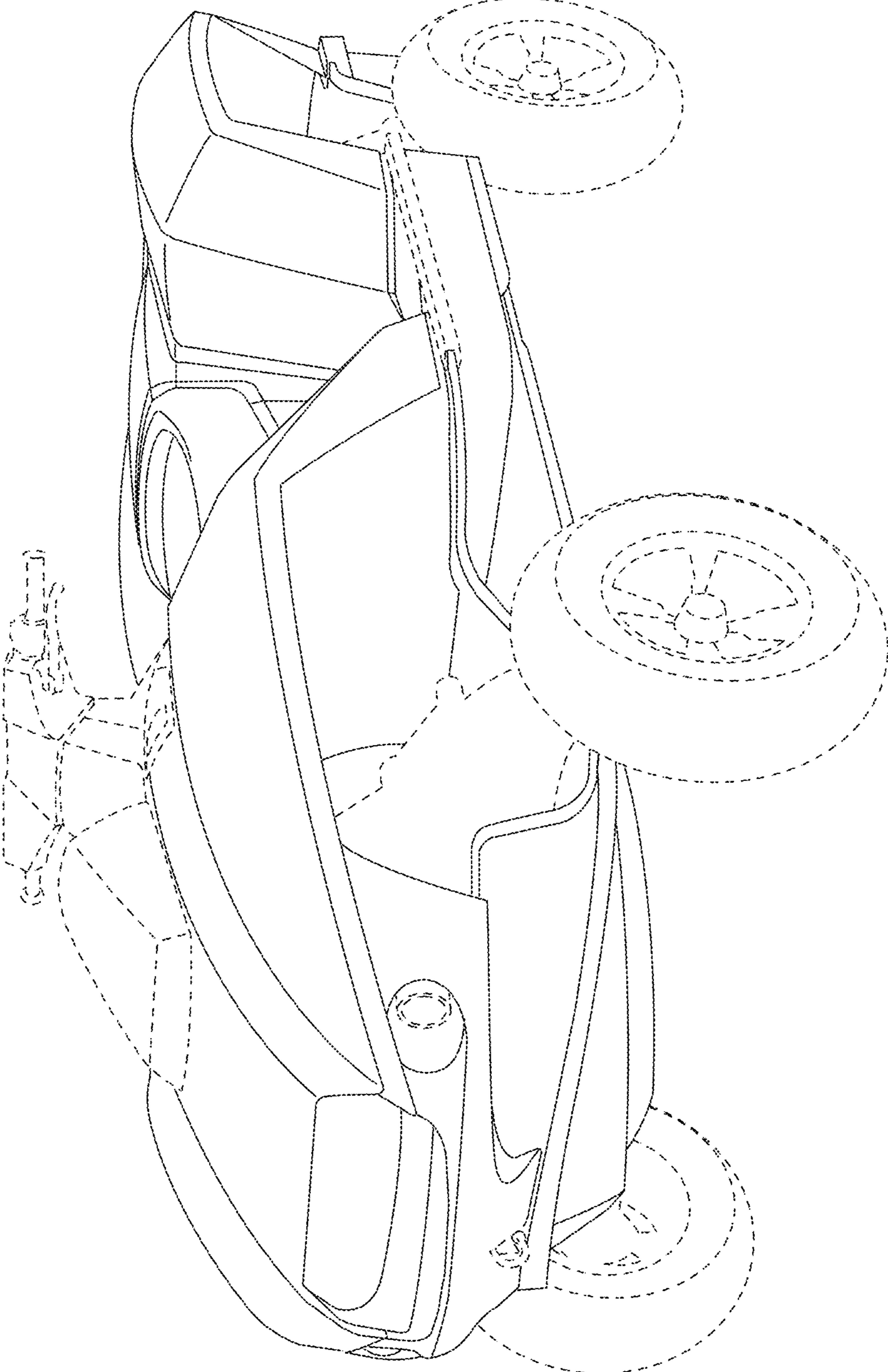


FIG. 2

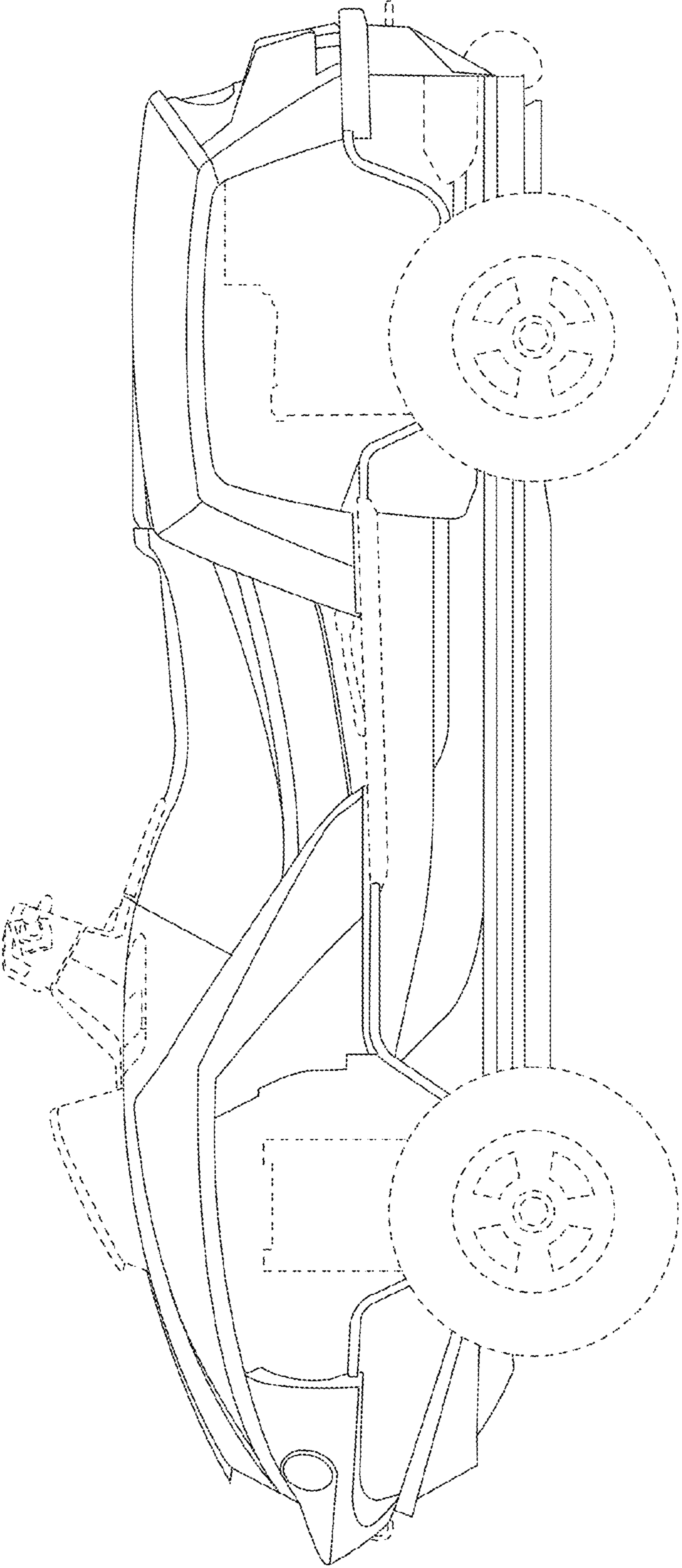


FIG. 3

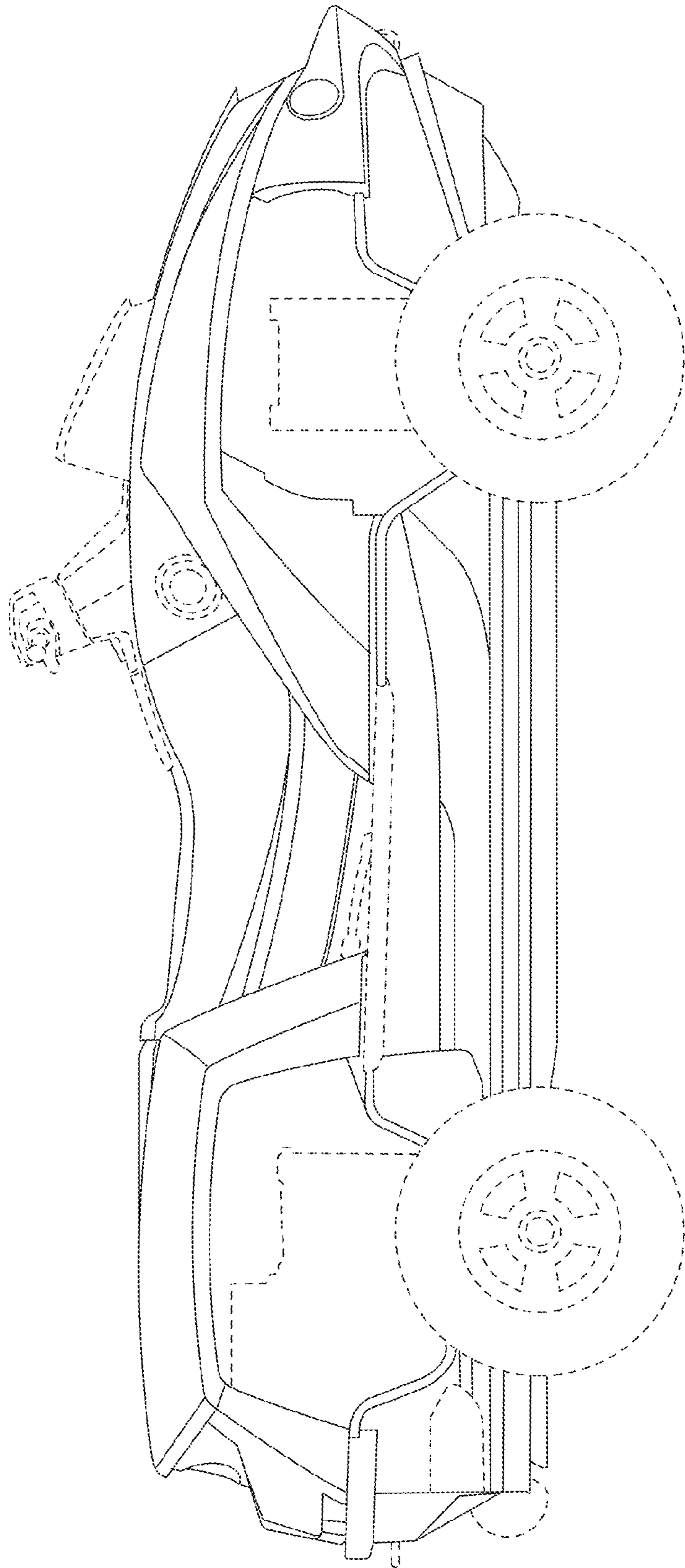


FIG. 4

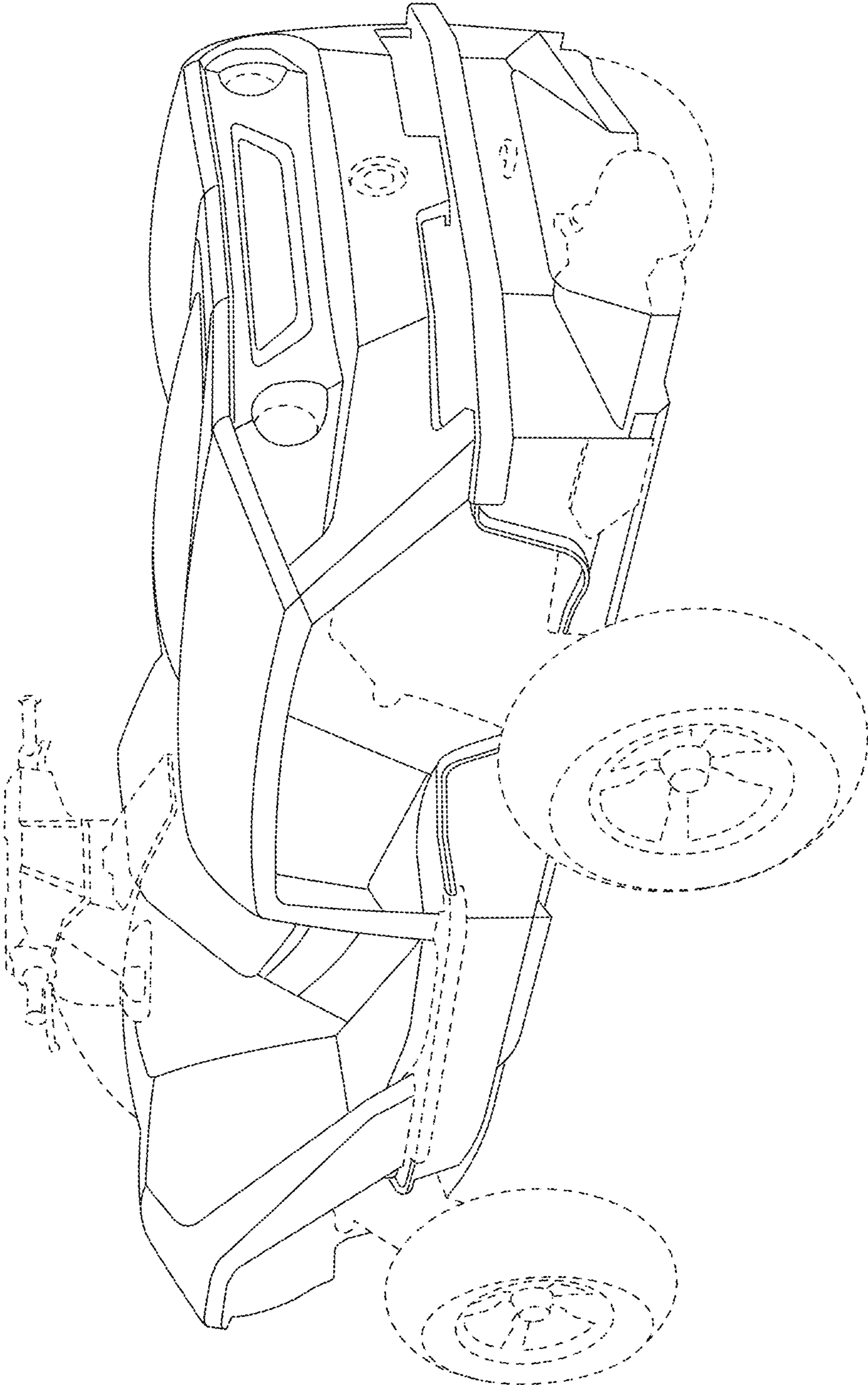


FIG. 5

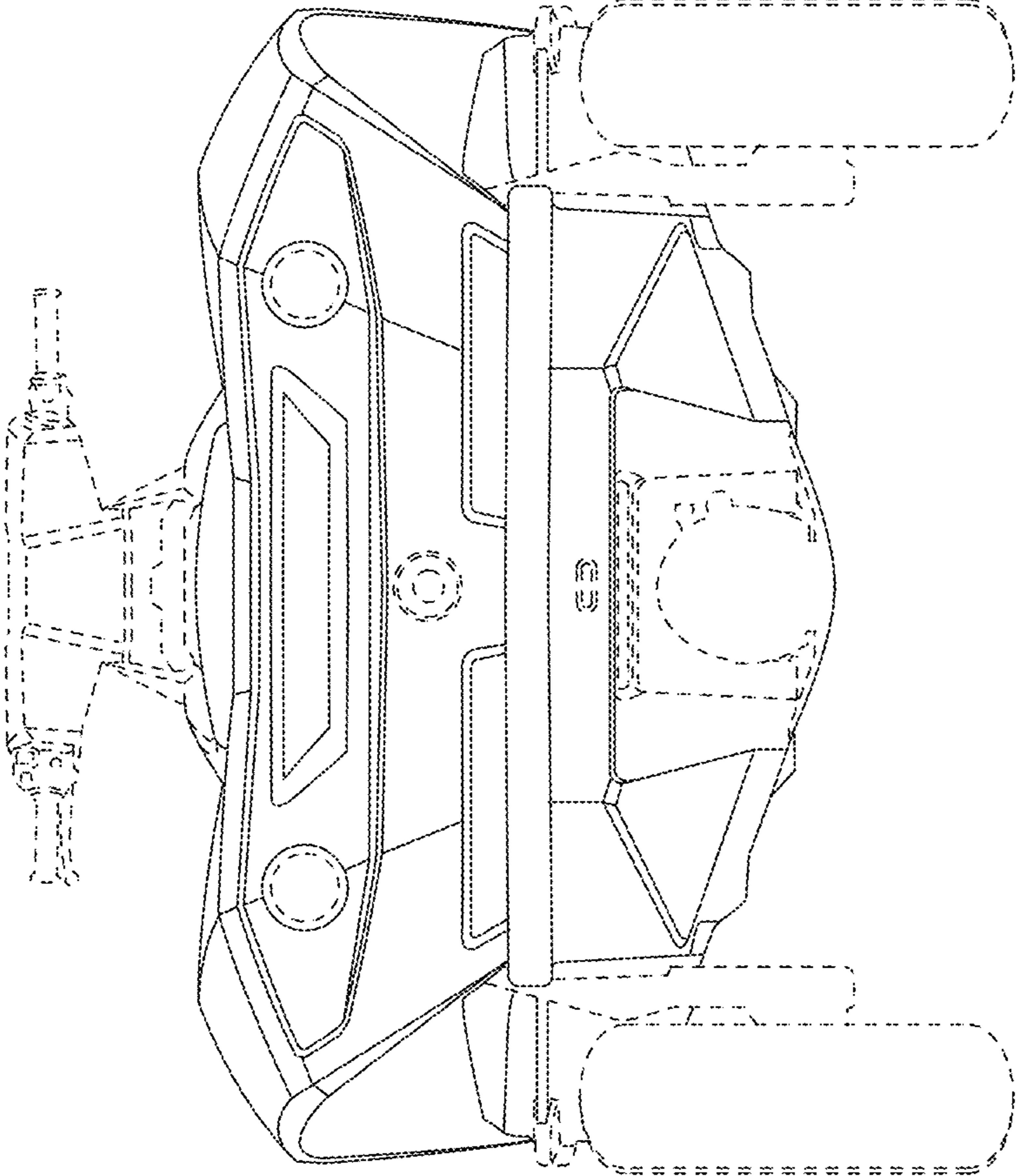


FIG. 6

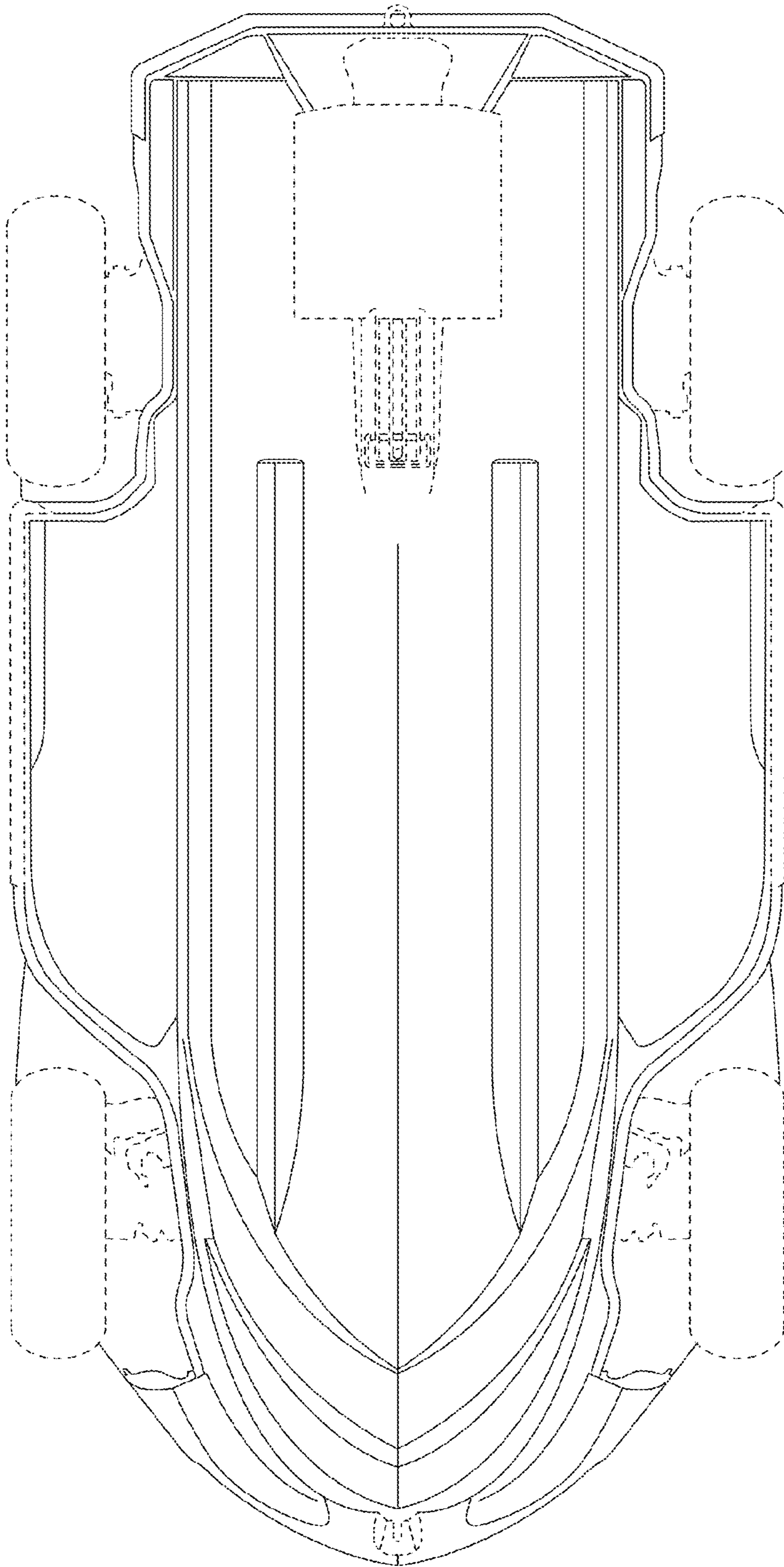


FIG. 7