



US00D760618S

(12) **United States Design Patent**
Yatsugi-Kang

(10) **Patent No.:** **US D760,618 S**
(45) **Date of Patent:** **** Jul. 5, 2016**

(54) **EARRING**

(56) **References Cited**

(71) Applicant: **HARRY WINSTON SA,**
Plan-les-Ouates (CH)
(72) Inventor: **Rie Yatsugi-Kang,** Cresskill, NJ (US)
(73) Assignee: **HARRY WINSTON SA,**
Plan-les-Ouates (CH)
(**) Term: **14 Years**
(21) Appl. No.: **29/515,643**

U.S. PATENT DOCUMENTS

D42,604 S *	6/1912	Huml	D11/207
D148,855 S *	3/1948	Glass	D11/43
D151,251 S *	10/1948	Katz	D11/8
D152,559 S *	2/1949	Philippe	D11/43
D619,031 S *	7/2010	Arlanda	D11/43
D632,605 S *	2/2011	Marchand	D11/43
D688,151 S *	8/2013	LeBail	D11/43
D728,410 S *	5/2015	Yatsugi-Kang	D11/43
D747,661 S *	1/2016	Yatsugi-Kang	D11/7
D747,666 S *	1/2016	Yatsugi-Kang	D11/43
D747,998 S *	1/2016	Yatsugi-Kang	D11/7
D747,999 S *	1/2016	Yatsugi-Kang	D11/7

(22) Filed: **Jan. 26, 2015**

(30) **Foreign Application Priority Data**

Aug. 20, 2014 (WO) DM/084 269

(51) **LOC (10) Cl.** **11-01**

(52) **U.S. Cl.**
USPC **D11/43**

(58) **Field of Classification Search**
USPC D11/1, 2, 40-48, 79, 80, 81, 86, 87, 88,
D11/91, 92, 96, 84, 63, 67; 63/12, 13, 1.11,
63/1.16, 26, 27, 28, 29.1, 29.2, 35, 40
CPC A44C 7/00; A44C 7/002; A44C 7/003;
A44C 7/004; A44C 7/005; A44C 7/006;
A44C 7/007; A44C 7/008; A44C 7/009;
A44C 17/02; A44C 17/0208; A44C 17/0216;
A44C 17/0255; A44C 17/0233; A44C
17/0241; A44C 17/025; A44C 17/0258;
A44C 17/0266; A44C 25/00; A44C 25/001;
A44C 25/007

See application file for complete search history.

OTHER PUBLICATIONS

[Online] http://blogs-images.forbes.com/rachelhennessy/files/2014/10/1021_FL-harry-winston-secrets-collection_-1152x648.jpg. Retrieved Mar. 15, 2016.*
[Online] <https://i.ytimg.com/vi/Ds3SQ1h8dtY/mqdefault.jpg>. Retrieved Mar. 15, 2016.*

* cited by examiner


Primary Examiner — Garth Rademaker
Assistant Examiner — Melanie Pellegrini
(74) *Attorney, Agent, or Firm* — Donald J. Ranft; Kristen A. Mogavero; Collen IP

(57) **CLAIM**
The ornamental design for an earring, as shown.

DESCRIPTION

FIG. 1 is a front right perspective view of an earring showing my new design;
FIG. 2 is a front view thereof;
FIG. 3 is a rear view thereof;
FIG. 4 is a left side view thereof;
FIG. 5 is a right side view thereof;
FIG. 6 is a top view thereof;
FIG. 7 is a bottom view thereof; and,
FIG. 8 is a rear right perspective view thereof.

1 Claim, 6 Drawing Sheets



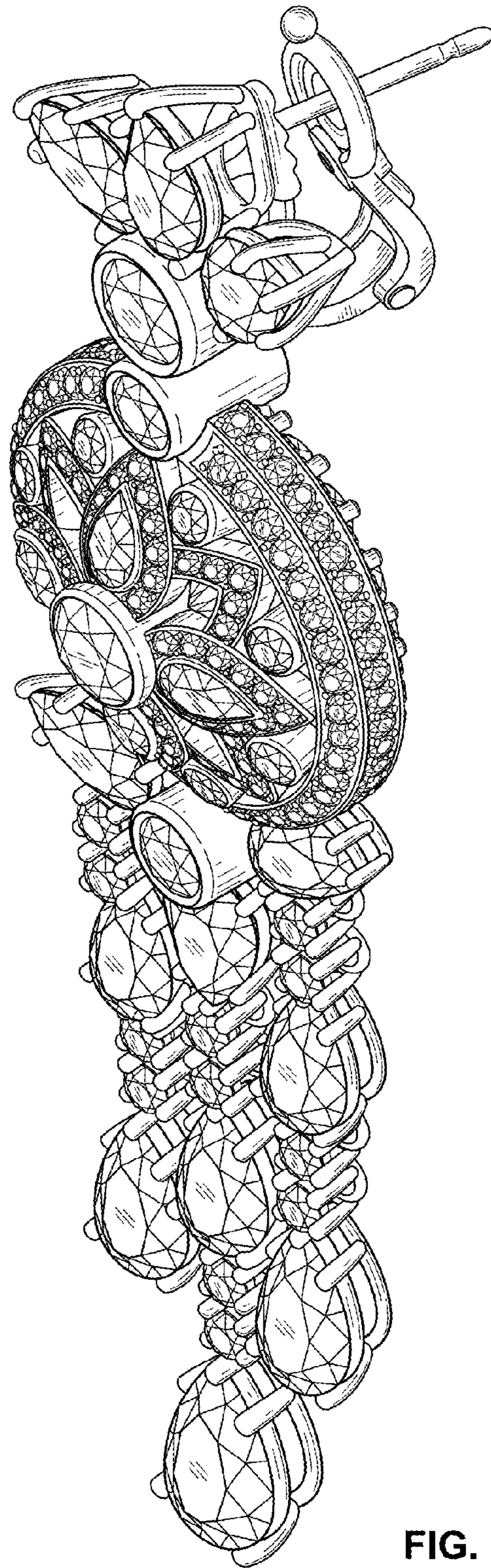


FIG. 1




FIG. 2




FIG. 3

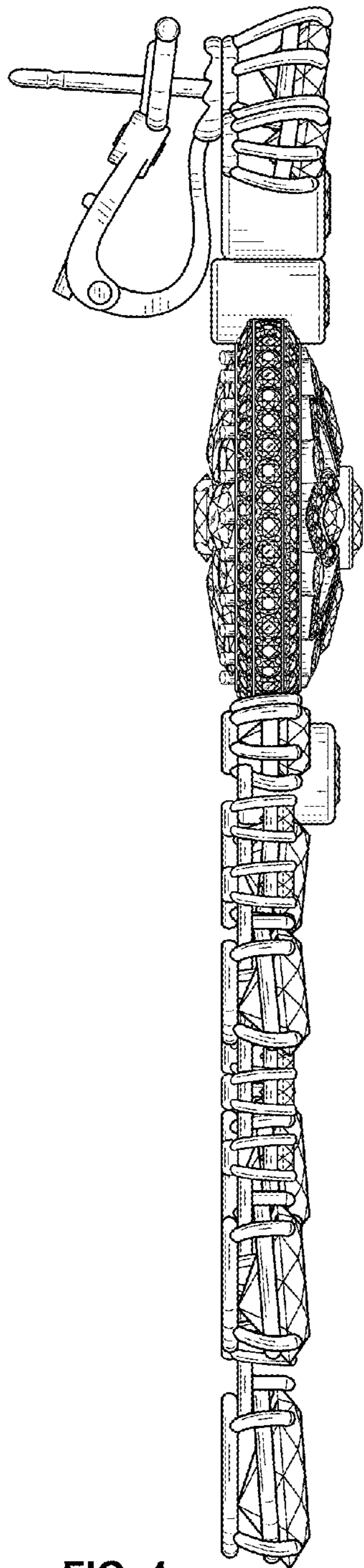


FIG. 4

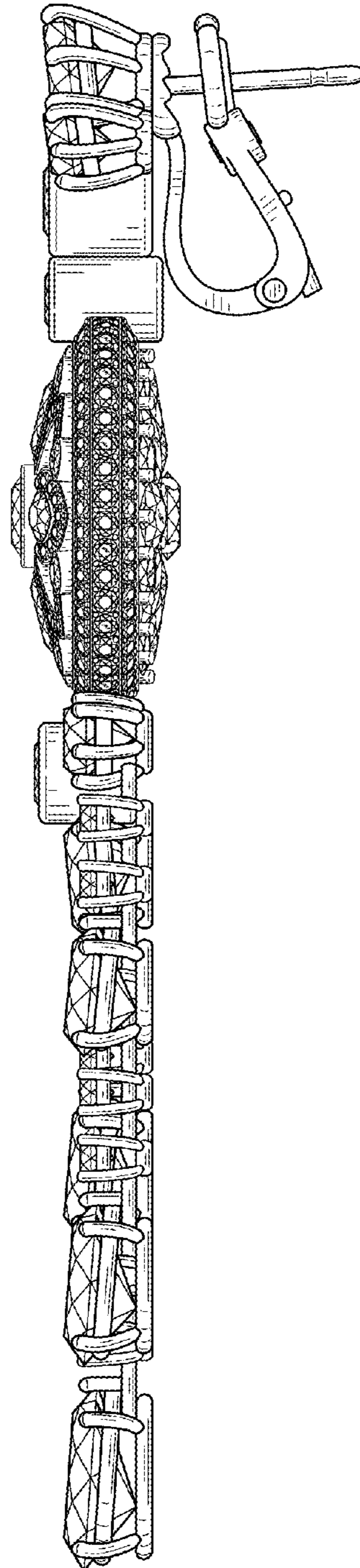


FIG. 5

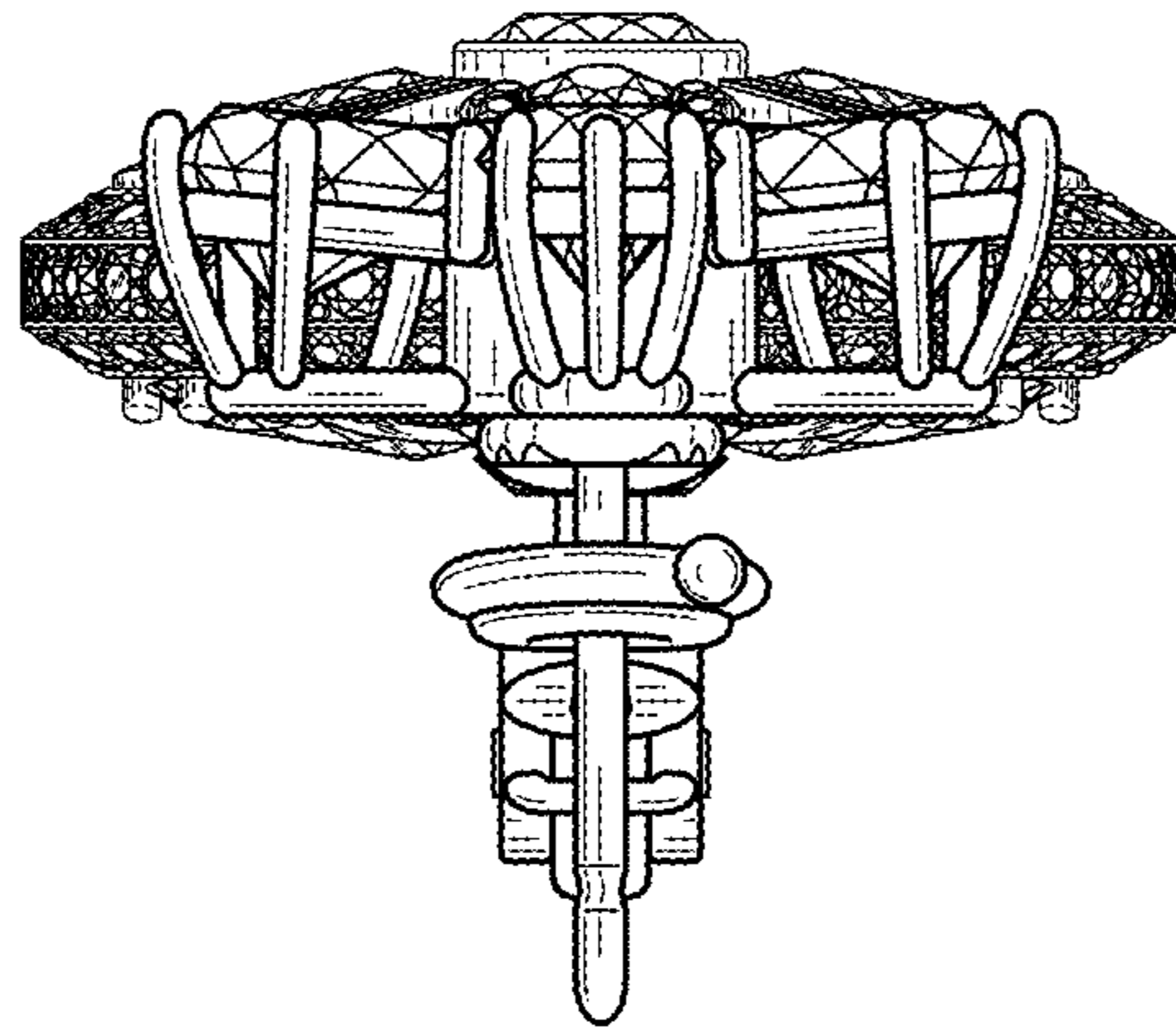


FIG. 6

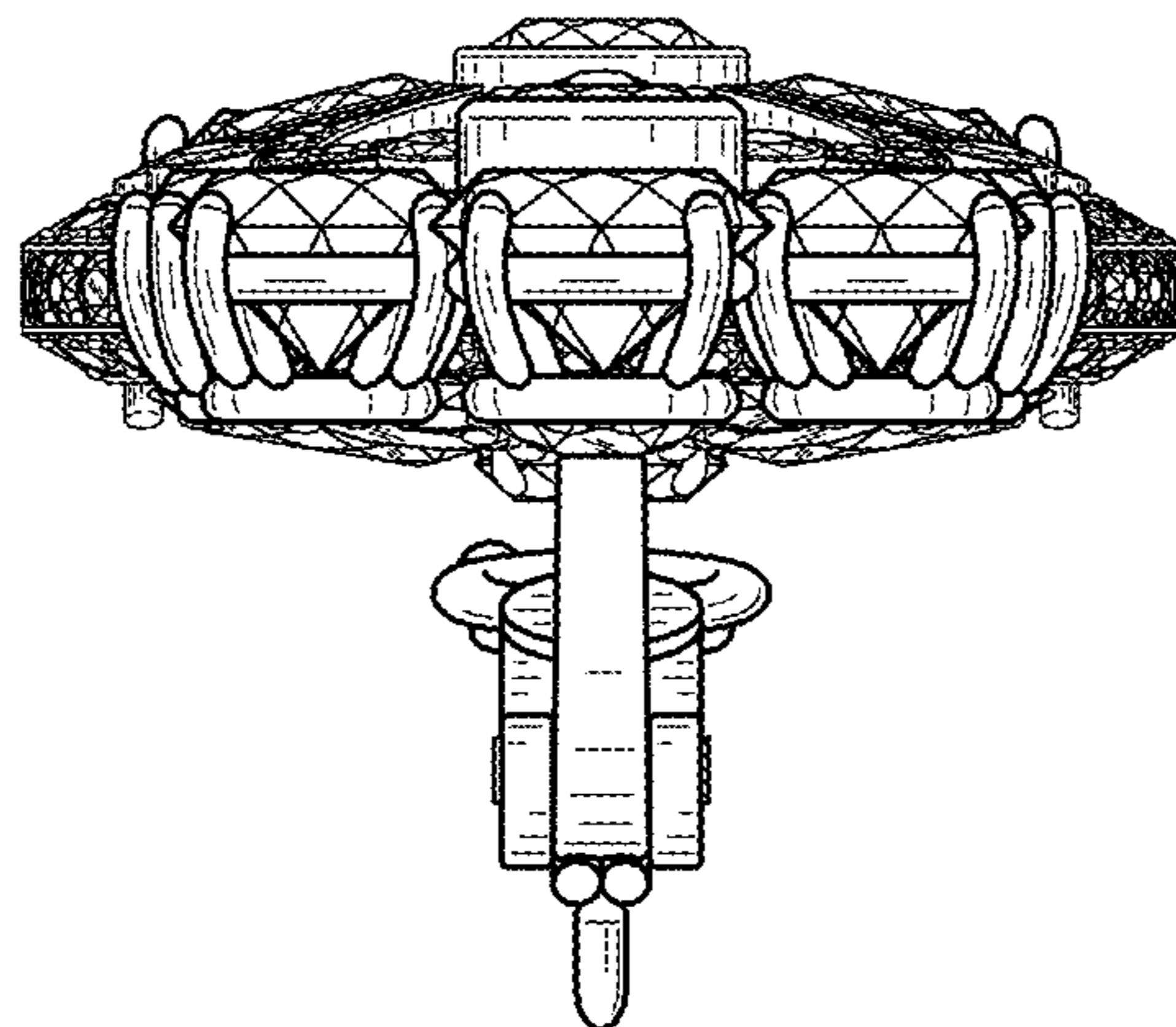


FIG. 7

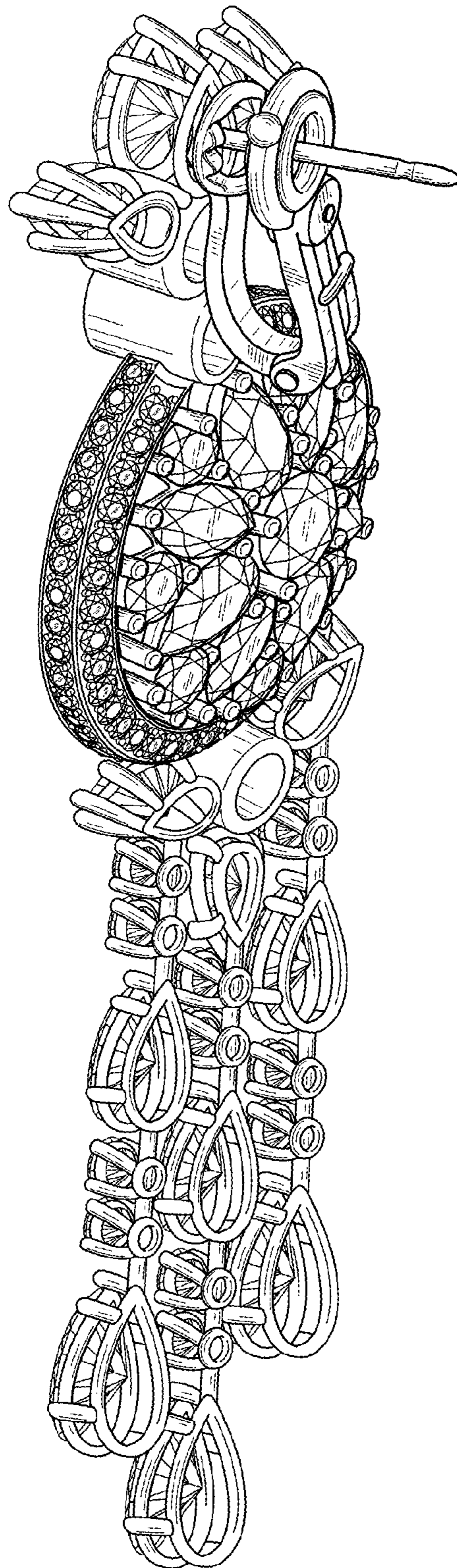


FIG. 8