

US00D760617S

(12) **United States Design Patent**
Kwon

(10) **Patent No.:** **US D760,617 S**
(45) **Date of Patent:** **** Jul. 5, 2016**

- (54) **RING**
- (71) Applicant: **HARRY WINSTON SA,**
Plan-les-Ouates (CH)
- (72) Inventor: **Chaeree Kwon,** New York, NY (US)
- (73) Assignee: **HARRY WINSTON SA,**
Plan-les-Ouates (CH)

D560,136 S *	1/2008	Grassi Damiani	D11/34
D635,482 S *	4/2011	Lagnese	D11/60
D680,022 S *	4/2013	Parvex	D11/34
D720,644 S *	1/2015	Yatsugi-Kang	D11/34
D727,773 S *	4/2015	Kwon	D11/42
D727,774 S *	4/2015	Kwon	D11/43
D729,103 S *	5/2015	Kwon	D11/7
D729,104 S *	5/2015	Kwon	D11/7
D729,108 S *	5/2015	Kwon	D11/43
D730,231 S *	5/2015	Kwon	D11/16

- (**) Term: **14 Years**
- (21) Appl. No.: **29/518,724**
- (22) Filed: **Feb. 26, 2015**
- (30) **Foreign Application Priority Data**

Oct. 24, 2014 (WO) DM/084 741

- (51) **LOC (10) Cl.** **11-01**
- (52) **U.S. Cl.**
USPC **D11/34**
- (58) **Field of Classification Search**
USPC D11/1, 2, 3, 4, 5, 26-39, 91, 92, 84, 67
CPC A44C 5/00; A44C 5/0007; A44C 5/0015;
A44C 5/003; A44C 5/053; A44C 9/00;
A44C 9/0007; A44C 9/0014; A44C 9/0023;
A44C 9/003; A44C 9/0038; A44C 9/0046;
A44C 9/0053; A44C 9/0061; A44C 9/0069;
A44C 9/0076; A44C 17/0258; A44C 17/0266;
A44C 17/0275; A44C 17/0283; A44C 17/02;
A44C 17/0208

See application file for complete search history.

(56) **References Cited**

U.S. PATENT DOCUMENTS

D76,691 S *	10/1928	Lee	D11/35
D143,214 S *	12/1945	Katz	D11/67
D148,855 S *	3/1948	Glass	D11/43

OTHER PUBLICATIONS

- [Online] http://cdn02.maudivers.com/_resources/_global/media/resized/00019/ihwvx.ba5a507e-f78e-4b05-8bdc-bf43492b8695.500.500.a.jpg. Retrieved Feb. 5, 2016.*
- [Online] http://www.darlingdeco.com/media/catalog/product/cache/1/small_image/240x/9df78eab33525d08d6e5fb8d27136e95/a/n/antique_diamond_ring_clover_design.jpg. Retrieved Feb. 5, 2016.*

(Continued)

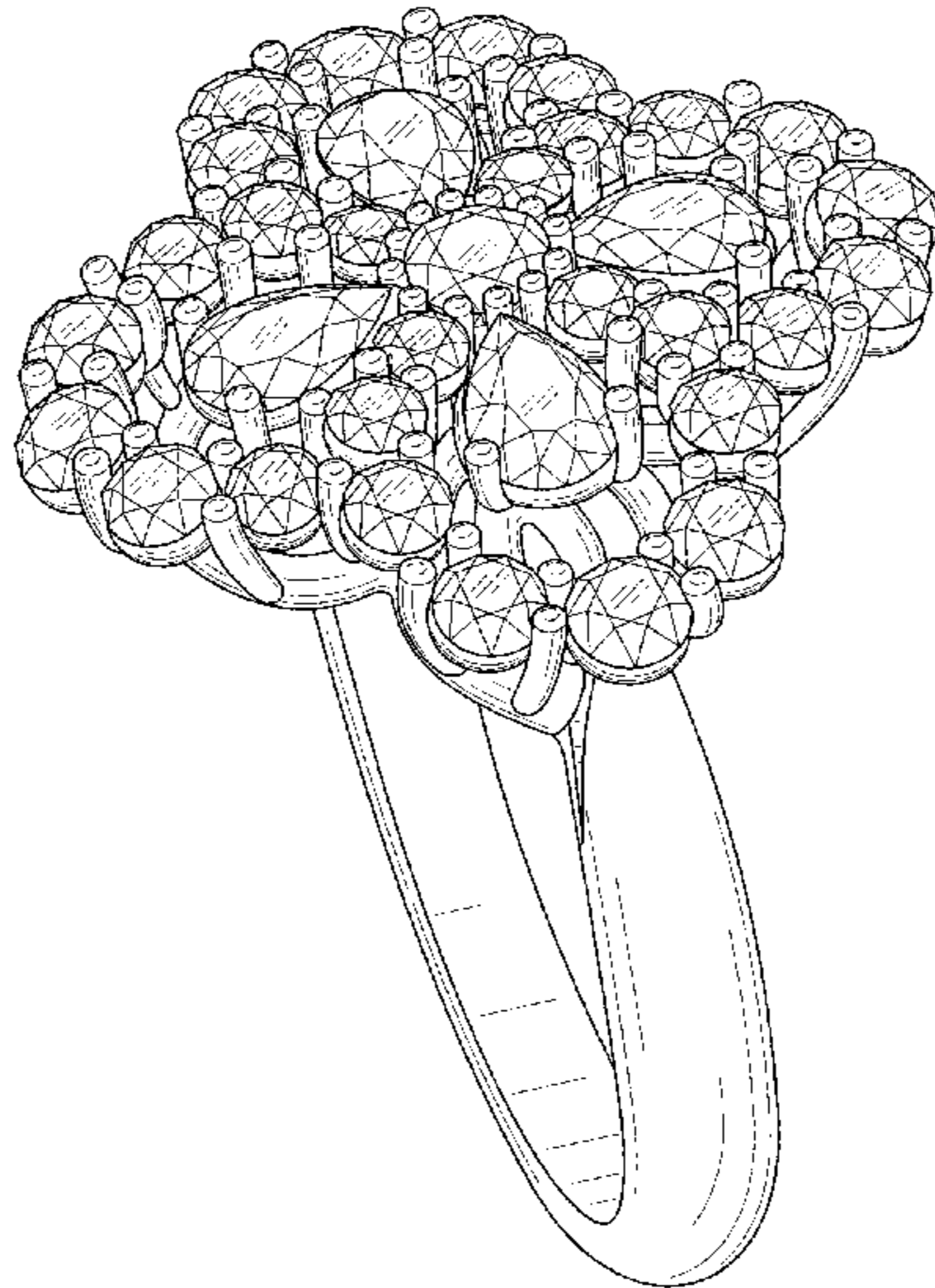
Primary Examiner — Garth Rademaker
Assistant Examiner — Melanie Pellegrini
 (74) *Attorney, Agent, or Firm* — Donald J. Ranft; Kristen A. Mogavero; Collen IP

(57) **CLAIM**
 The ornamental design for a ring, as shown.

DESCRIPTION

FIG. 1 is a front, top and right side perspective view of a ring showing my new design;
 FIG. 2 is a front view thereof;
 FIG. 3 is a rear view thereof;
 FIG. 4 is a left side view thereof;
 FIG. 5 is a right side view thereof;
 FIG. 6 is a top view thereof;
 FIG. 7 is a bottom view thereof; and,
 FIG. 8 is a rear, bottom and left side perspective view thereof.

1 Claim, 6 Drawing Sheets



(56)

References Cited

OTHER PUBLICATIONS

[Online] http://c.shld.net/rpx/i/s/pi/mp/25129/prod_3703668004?src=http%3A%2F%2Fimages.qgold.com%2F1%2F275%2FQR3297.JPG

&d=8b9265f6ac2a69372321b554717287d20fcbd5d6&wid=140
&wid=180hei=140. Retrieved Feb. 5, 2016.*

[Online] http://www.harrywinston.com/sites/default/files/styles/listing_products/public/jewelry-img/FRDPRP1ML4C_357670_white_1n_mobile.png?itok=OTesCUK_. Retrieved Feb. 5, 2016.*

* cited by examiner

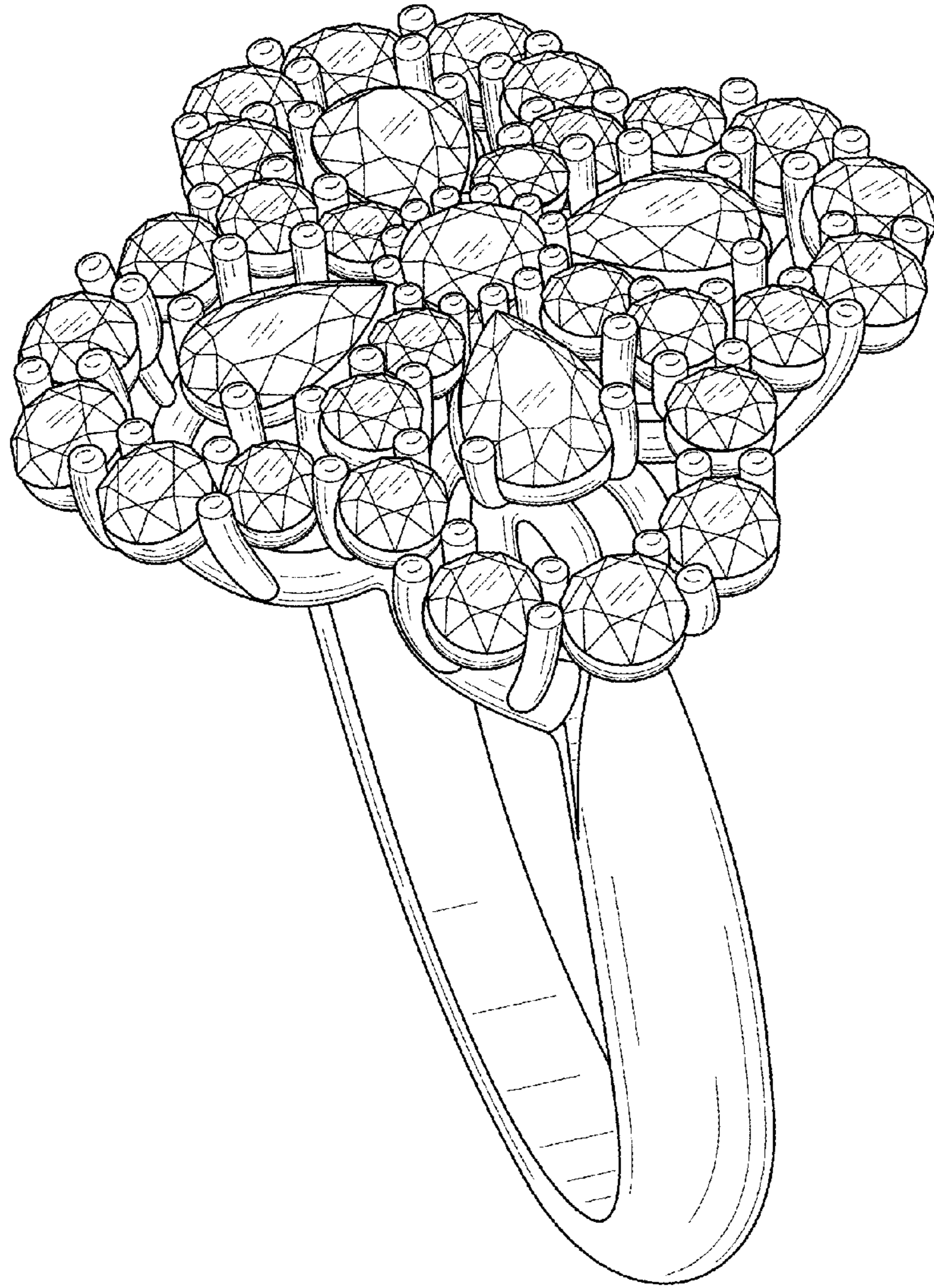


FIG. 1

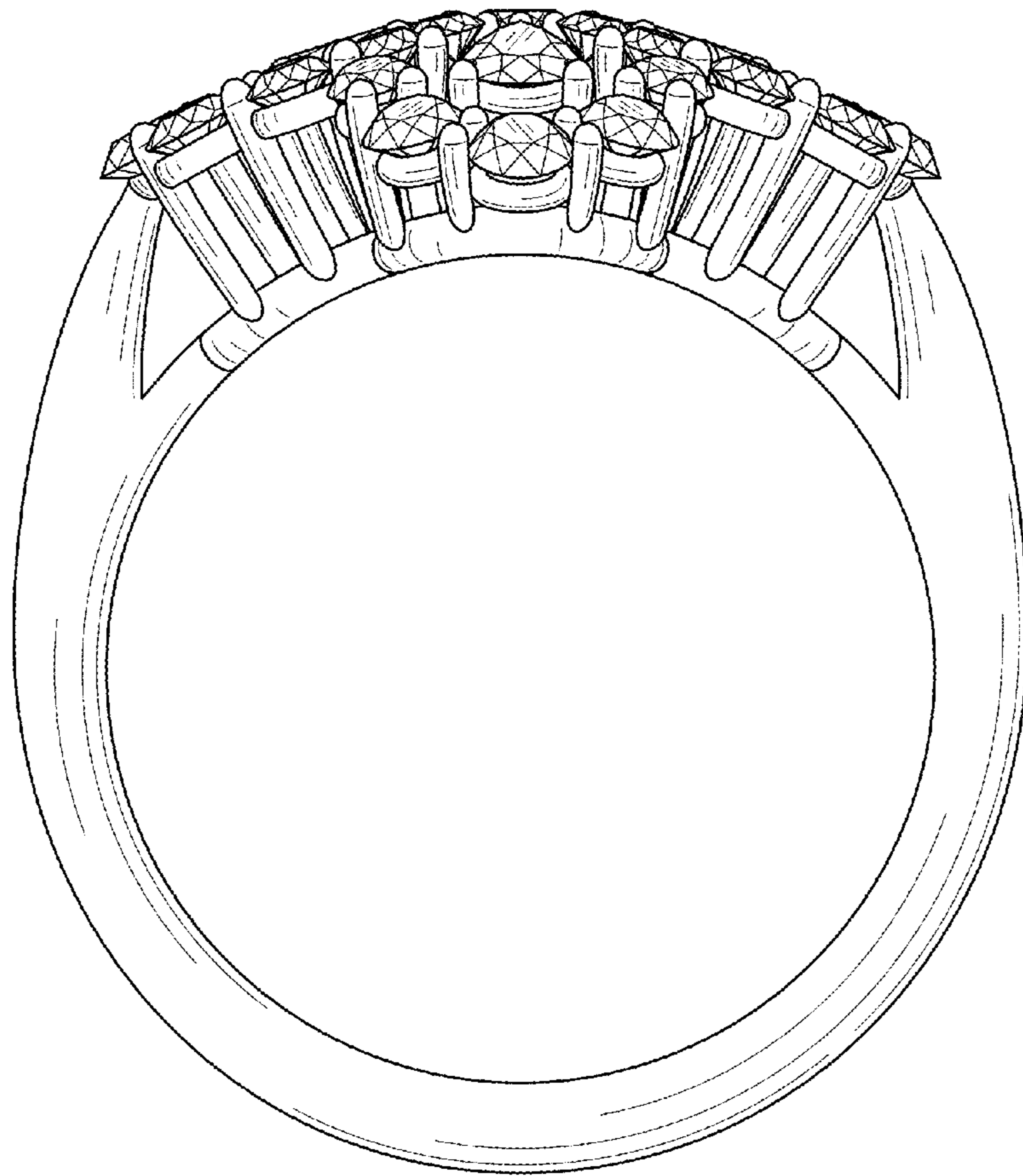


FIG. 2

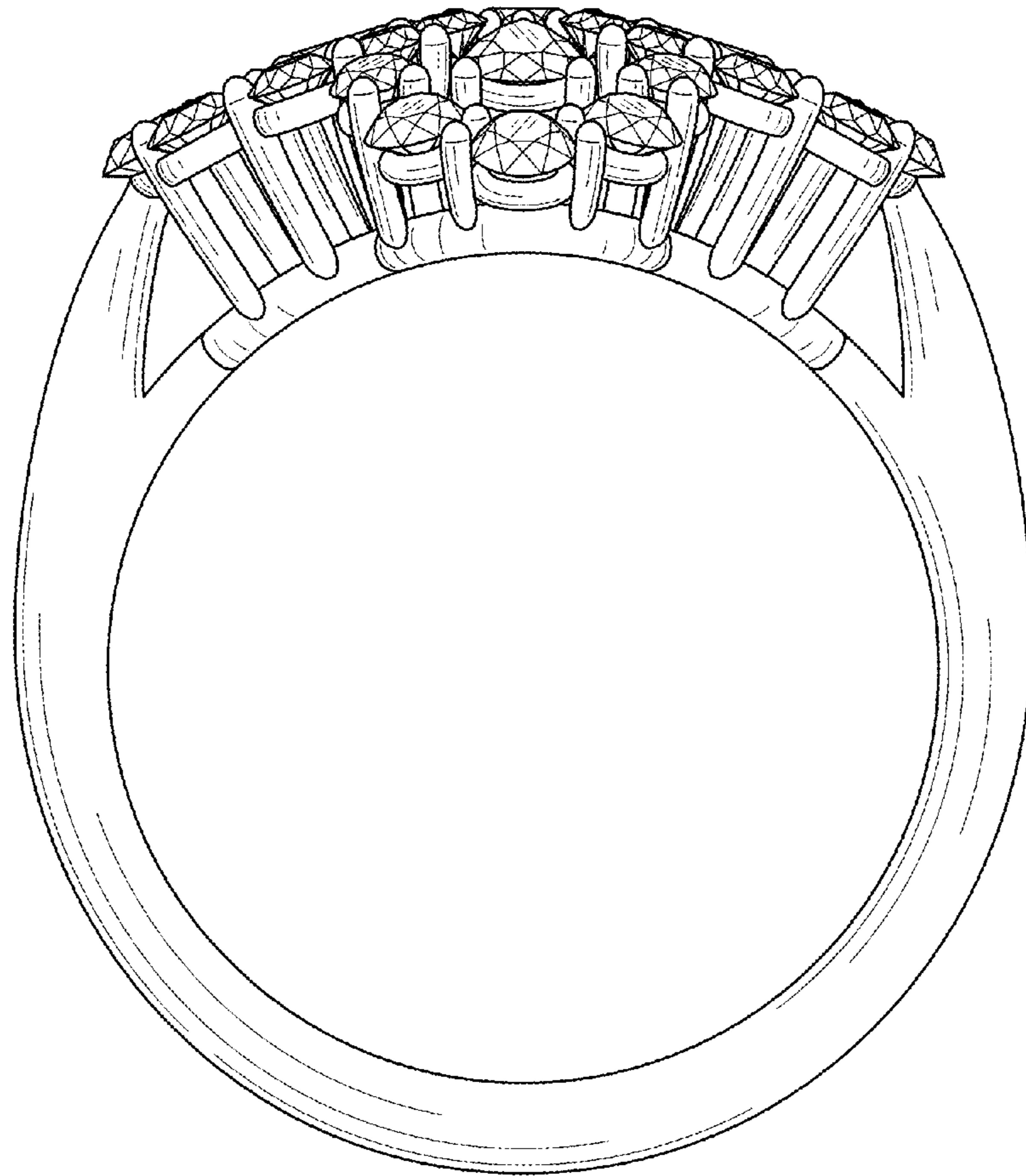


FIG. 3

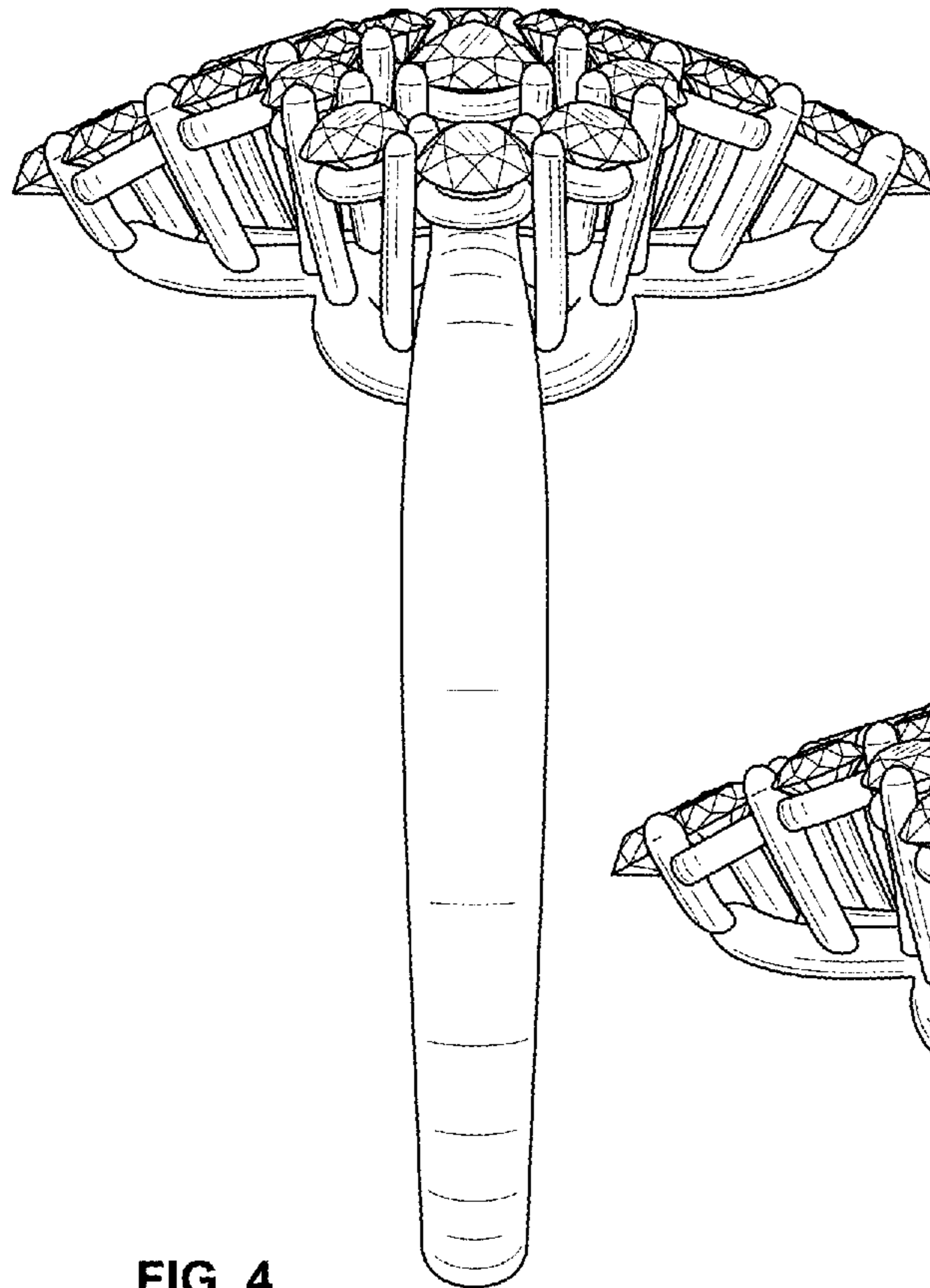


FIG. 4

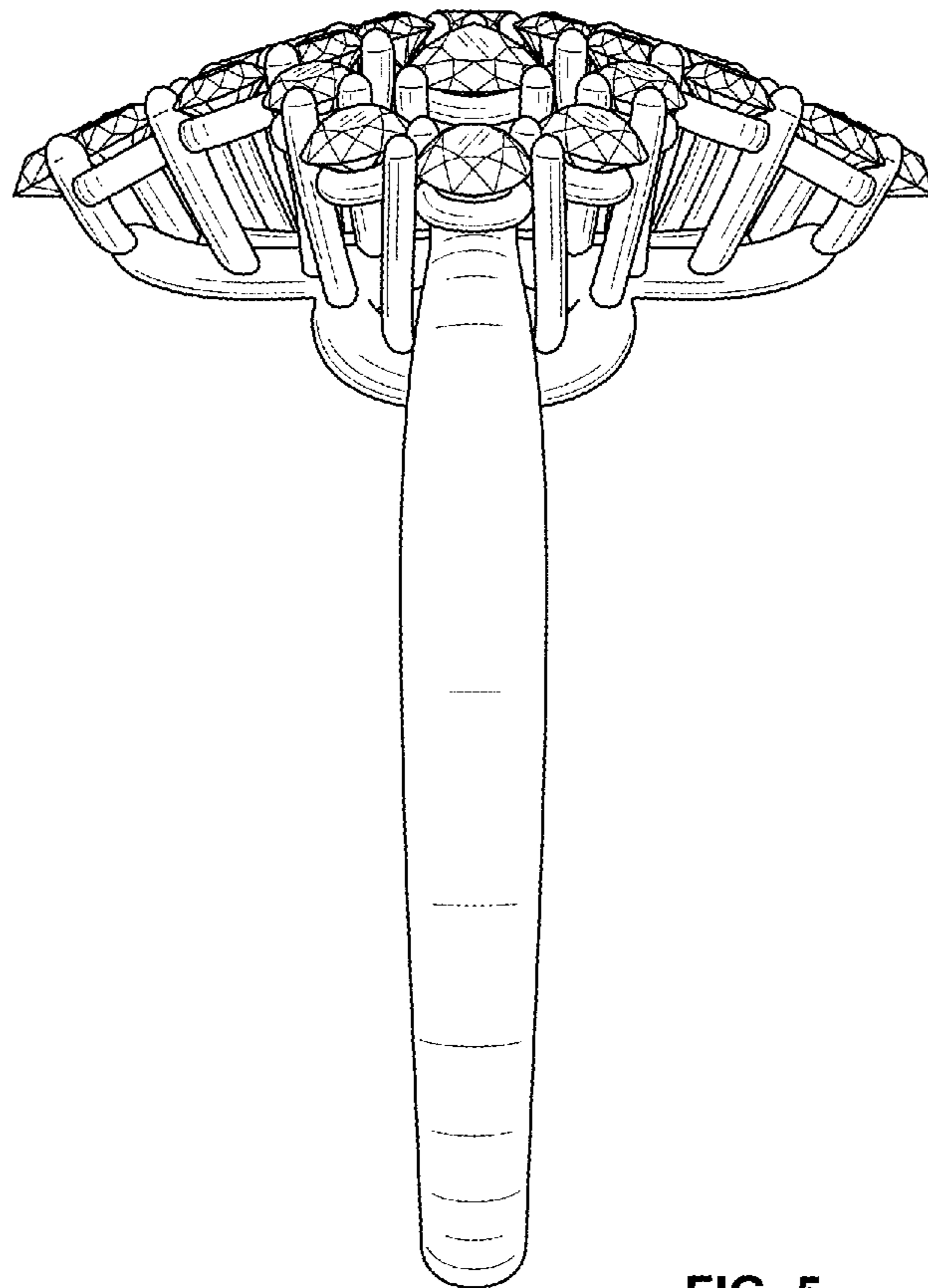


FIG. 5




FIG. 6




FIG. 7



FIG. 8