



US00D760613S

(12) **United States Design Patent**
George et al.

(10) **Patent No.:** **US D760,613 S**
(45) **Date of Patent:** **** Jul. 5, 2016**

- (54) **VEHICLE WARNING LIGHT BAR**
- (71) Applicant: **Hazard Systems Pty LTD**, Launceston (AU)
- (72) Inventors: **Carl Jason George**, Launceston (AU); **Scott McKendry**, Launceston (AU)
- (73) Assignee: **Hazard Systems Pty LTD**, Launceston (AU)

(**) Term: **14 Years**

(21) Appl. No.: **29/515,855**

(22) Filed: **Jan. 27, 2015**

(51) **LOC (10) Cl.** **10-05**

(52) **U.S. Cl.**
USPC **D10/114.4**

(58) **Field of Classification Search**
USPC D10/114.3-114.4; D26/72, 85
CPC B60R 1/12
See application file for complete search history.

(56) **References Cited**

U.S. PATENT DOCUMENTS

D249,250 S	9/1978	Peirish, Jr.
D262,659 S	1/1982	Latta et al.
D286,756 S	11/1986	Menke et al.
D291,870 S	9/1987	Urbanski et al.
D312,424 S	11/1990	Foster
D312,425 S	11/1990	Foster
D312,978 S	12/1990	Foster
5,091,828 A	2/1992	Jincks et al.
D326,621 S	6/1992	Jincks et al.
D345,315 S	3/1994	Green et al.
D345,316 S	3/1994	Green et al.
D359,461 S	6/1995	Chen
5,452,188 A	9/1995	Green et al.
D363,675 S	10/1995	Sasaki et al.
D402,909 S	12/1998	Stanuch
5,884,997 A	3/1999	Stanuch et al.
D410,402 S	6/1999	Stein et al.

6,081,191 A	6/2000	Green et al.	
D427,537 S	7/2000	Green et al.	
D432,038 S	10/2000	Sasaki et al.	
D432,444 S	10/2000	Sasaki et al.	
6,140,918 A	10/2000	Green et al.	
6,504,487 B1	1/2003	Pederson	
D469,711 S	2/2003	Neufeglise et al.	
D476,253 S	6/2003	Stein et al.	
6,722,776 B1	4/2004	Lyons et al.	
D499,976 S	12/2004	Neufeglise et al.	
6,863,424 B2	3/2005	Smith	
D518,400 S	4/2006	Sasaki et al.	
D545,230 S	6/2007	Jalala	
D556,074 S *	11/2007	Stein D10/114.4
D578,425 S	10/2008	Shin	
D585,318 S	1/2009	Jalala	

(Continued)

Primary Examiner — George D Kirschbaum

(74) *Attorney, Agent, or Firm* — Stoel Rives LLP

(57) **CLAIM**

An ornamental design for a vehicle warning light bar, as shown and described.

DESCRIPTION

FIG. 1 is a front, top isometric view of a vehicle warning light bar showing the new design;

FIG. 2 is a right side elevation view thereof, the left side elevation view being a mirror image duplicate of the right side elevation view;

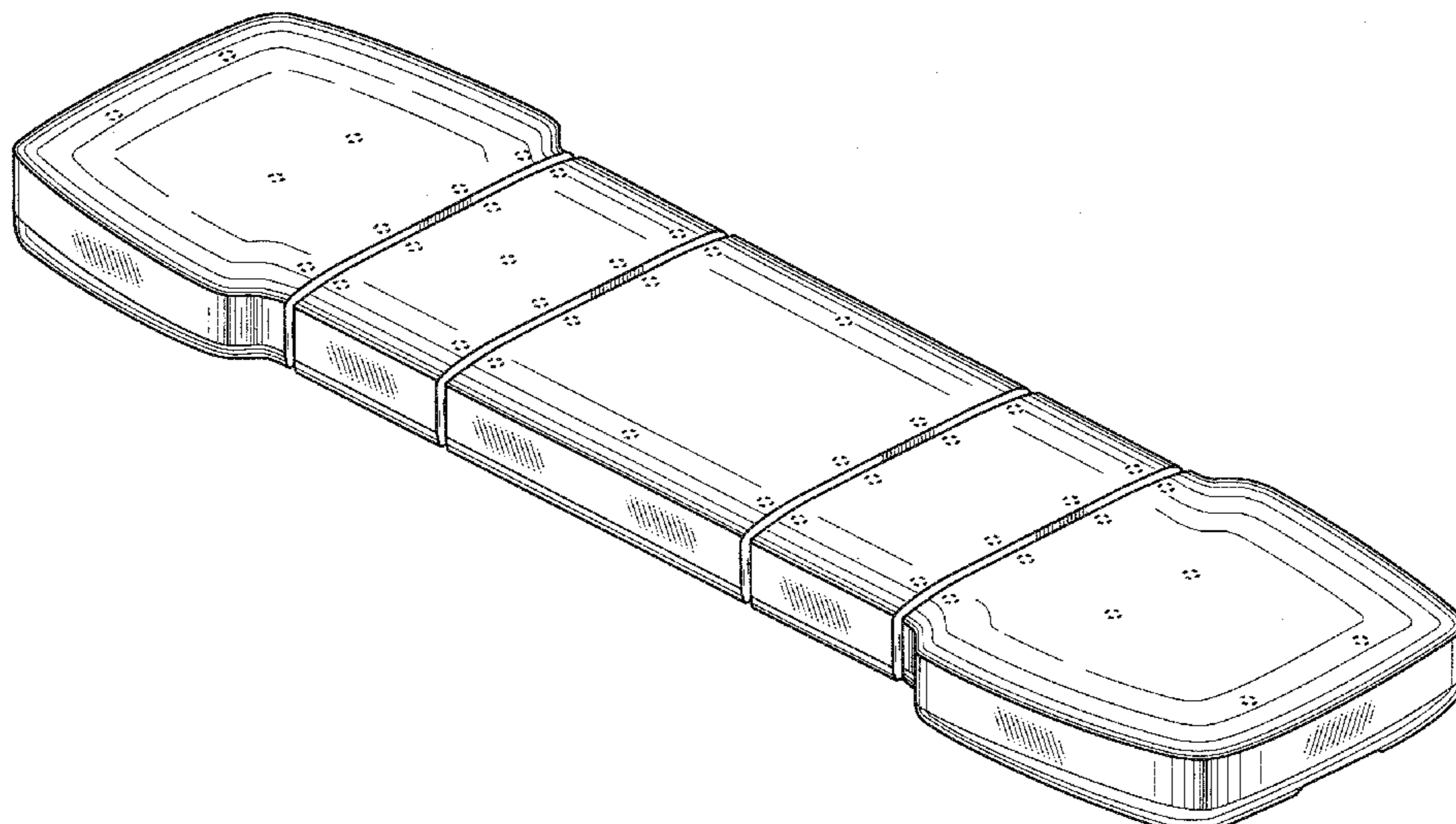
FIG. 3 is a front elevation view thereof, the back elevation view being a mirror image duplicate of the front elevation view;

FIG. 4 is a top plan view thereof; and,

FIG. 5 is a bottom plan view thereof.

In the drawings, the broken lines showing the bottom of the design, inside of the claimed outer edge, depict environmental subject matter. The broken line shown below the vehicle warning light bar and the environmental subject matter depicts a mounting surface environment. None of the broken lines form a part of the claimed design.

1 Claim, 2 Drawing Sheets



(56)

References Cited

U.S. PATENT DOCUMENTS

D602,391 S 10/2009 Stein
D649,488 S * 11/2011 Deyaf D10/114.4
8,147,108 B2 4/2012 Stein et al.
8,342,725 B2 1/2013 Stein et al.

D742,269 S 11/2015 Stein et al.
D742,270 S 11/2015 Stein et al.
2002/0071268 A1 6/2002 Pederson
2003/0025608 A1 2/2003 Pederson
2007/0024461 A1 2/2007 Pederson et al.
2007/0258239 A1 11/2007 Stein et al.

* cited by examiner

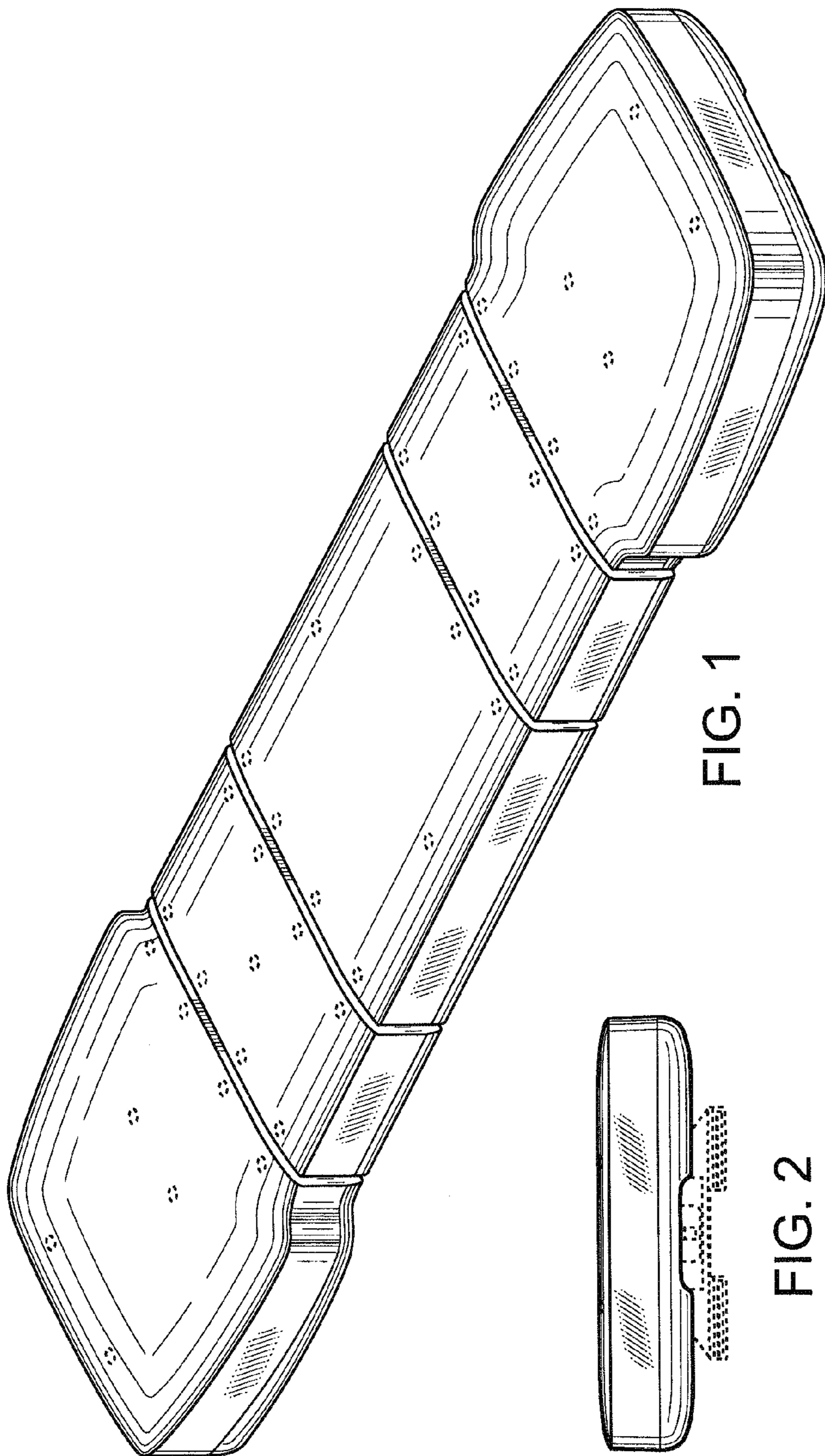


FIG. 1

FIG. 2

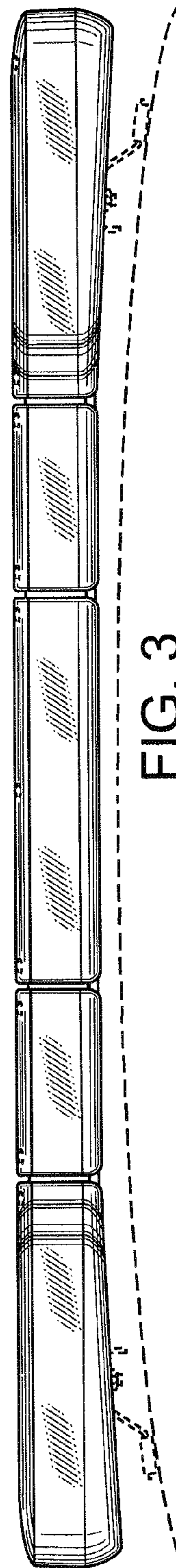


FIG. 3

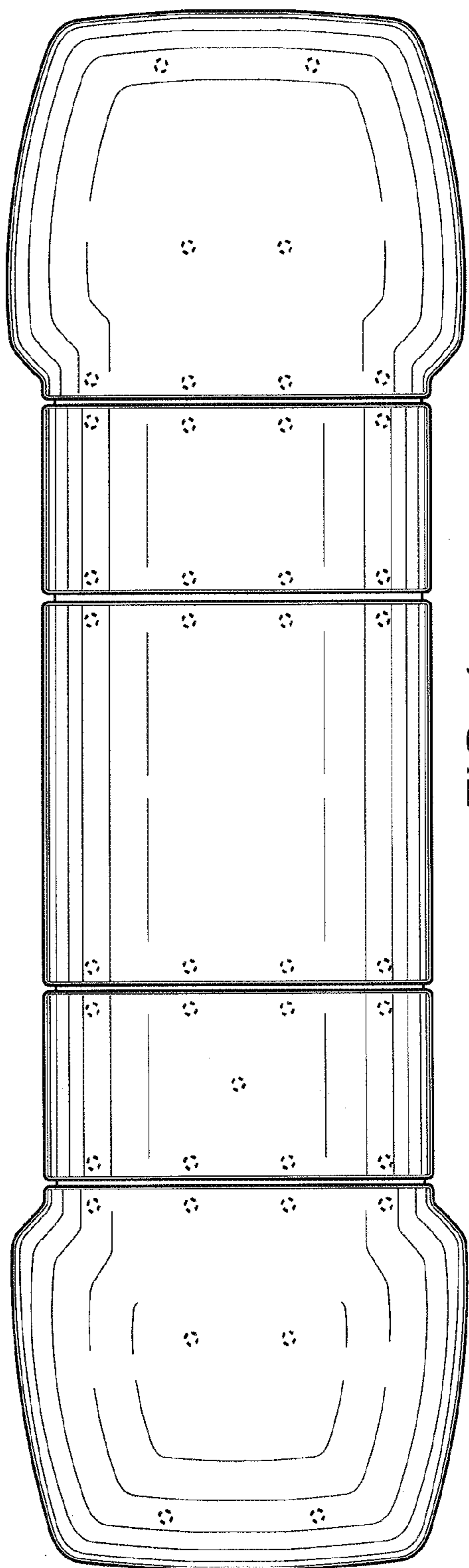


FIG. 4

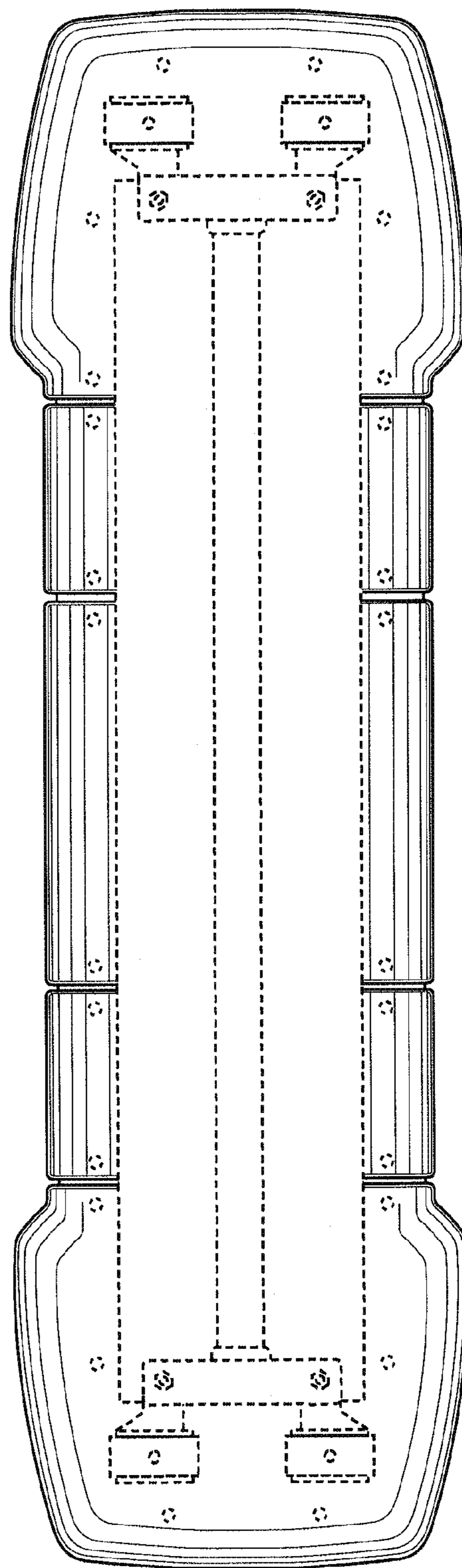


FIG. 5