

US00D760600S

(12) **United States Design Patent**
Liu

(10) **Patent No.:** **US D760,600 S**
(45) **Date of Patent:** **** Jul. 5, 2016**

- (54) **CONTAINER DEVICE**
- (71) Applicants: **CANAMERICA, LLC**, Brookline, MA (US); **Chun Chin Liu**, Brookline, MA (US)
- (72) Inventor: **Chun Chin Liu**, Brookline, MA (US)
- (**) Term: **14 Years**
- (21) Appl. No.: **29/495,695**
- (22) Filed: **Jul. 3, 2014**
- (51) **LOC (10) Cl.** **09-01**
- (52) **U.S. Cl.**
USPC **D9/740; D9/747; D9/741; D9/738**
- (58) **Field of Classification Search**
USPC D9/749, 741, 743, 746, 747, 738, 516, D9/573-575, 571, 524, 684, 687, 694, D9/737; 215/381-385, 396, 398; 220/23.4
CPC B65D 1/0223; B65D 1/02; B65D 1/04; B65D 1/0246; B65D 1/40; B65D 2507/0081; B65D 2507/0036; B65D 2507/0027; B65D 21/0201; B65D 21/0205; B65D 25/38; B65D 69/00; B65D 23/00
See application file for complete search history.

D407,306 S *	3/1999	Saab	D7/701
D423,370 S *	4/2000	Lewin	D9/516
D505,080 S *	5/2005	Cagle	D9/571
D522,872 S *	6/2006	Lascaux	D9/544
D554,532 S *	11/2007	Weggelaar	D9/452
D555,498 S *	11/2007	Bansal	D9/558
D569,737 S *	5/2008	Ogawa	D9/738
D569,738 S *	5/2008	Ogawa	D9/738
D579,348 S *	10/2008	Piccinino, Jr.	D9/741
D579,787 S *	11/2008	Weggelaar	D9/741
D580,787 S *	11/2008	Weggelaar	D9/740
D590,721 S *	4/2009	Martinez De San Vicente	D9/520
D593,875 S *	6/2009	Gaultier	D9/741
D674,704 S *	1/2013	Baussan	D9/566
D678,776 S *	3/2013	Lecetre	D9/544
D680,004 S *	4/2013	Lecetre	D9/544
D701,769 S *	4/2014	Eble	D9/520
D735,047 S *	7/2015	Kim	D9/571
2015/0359708 A1 *	12/2015	Boomgard	A61J 1/16 206/459.5
2016/0001924 A1 *	1/2016	Liu	B65D 21/0201 220/23.4

* cited by examiner

Primary Examiner — Mark Goodwin

(57) **CLAIM**
The ornamental design for a container device, as shown and described.

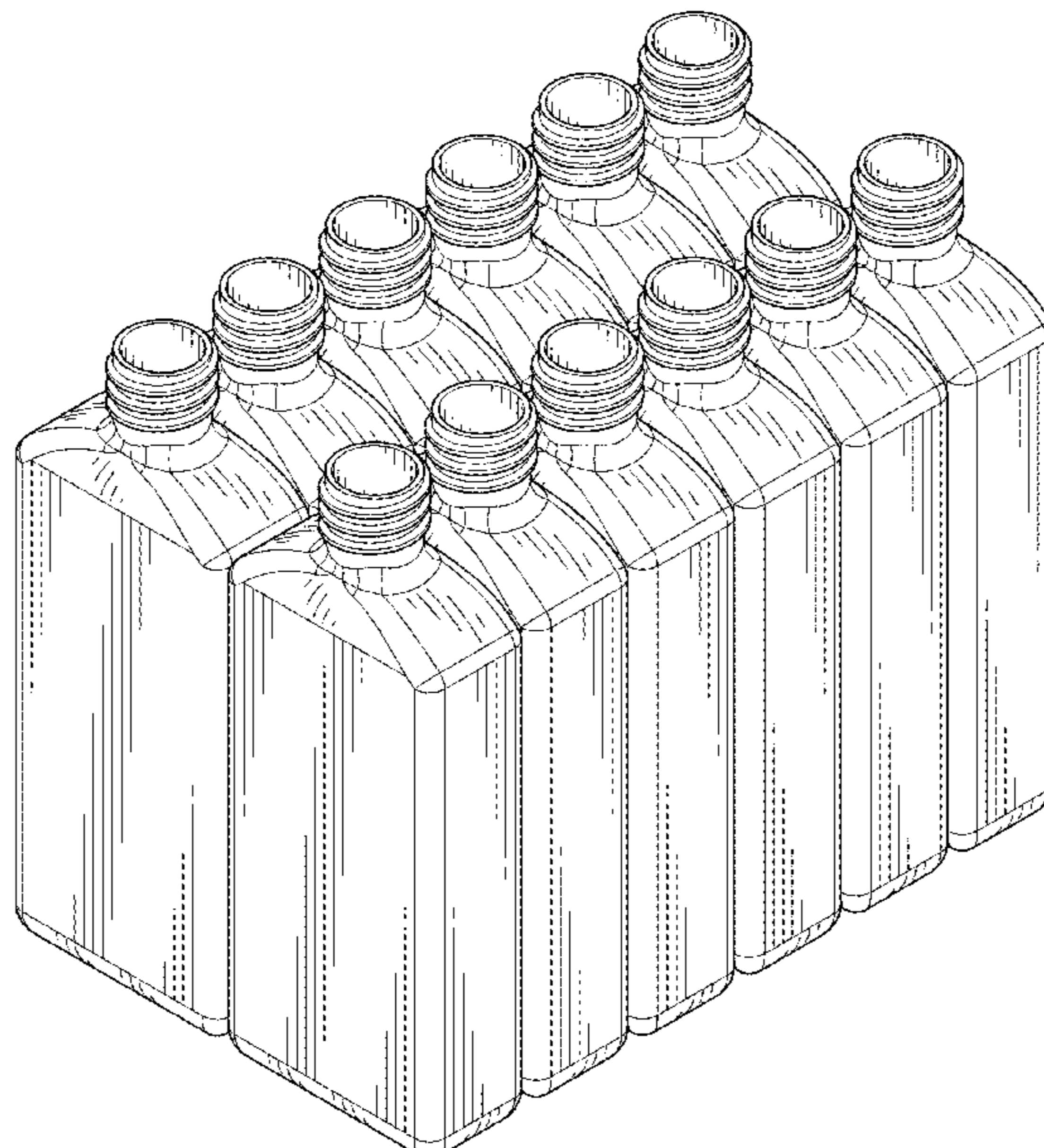
(56) **References Cited**
U.S. PATENT DOCUMENTS

D292,373 S *	10/1987	Costa	D9/524
D294,122 S *	2/1988	Weber	D9/571
D298,991 S *	12/1988	Stanley	D6/544
D301,546 S *	6/1989	McCallister	D9/747
4,949,861 A *	8/1990	Cochran	B65D 1/0223 215/382
D327,639 S *	7/1992	Burnsed	D9/560
D346,334 S *	4/1994	Ahlsvik	D9/548
D363,028 S *	10/1995	Mansau	D9/570
D394,805 S *	6/1998	Kafzan	D9/524

DESCRIPTION

FIG. 1 is a perspective view of a container device showing our new design;
FIG. 2 is a front view thereof;
FIG. 3 is a rear view thereof;
FIG. 4 is a left side view thereof;
FIG. 5 is a right side view thereof;
FIG. 6 is a top view thereof; and,
FIG. 7 is a bottom view thereof.

1 Claim, 7 Drawing Sheets






FIG.1

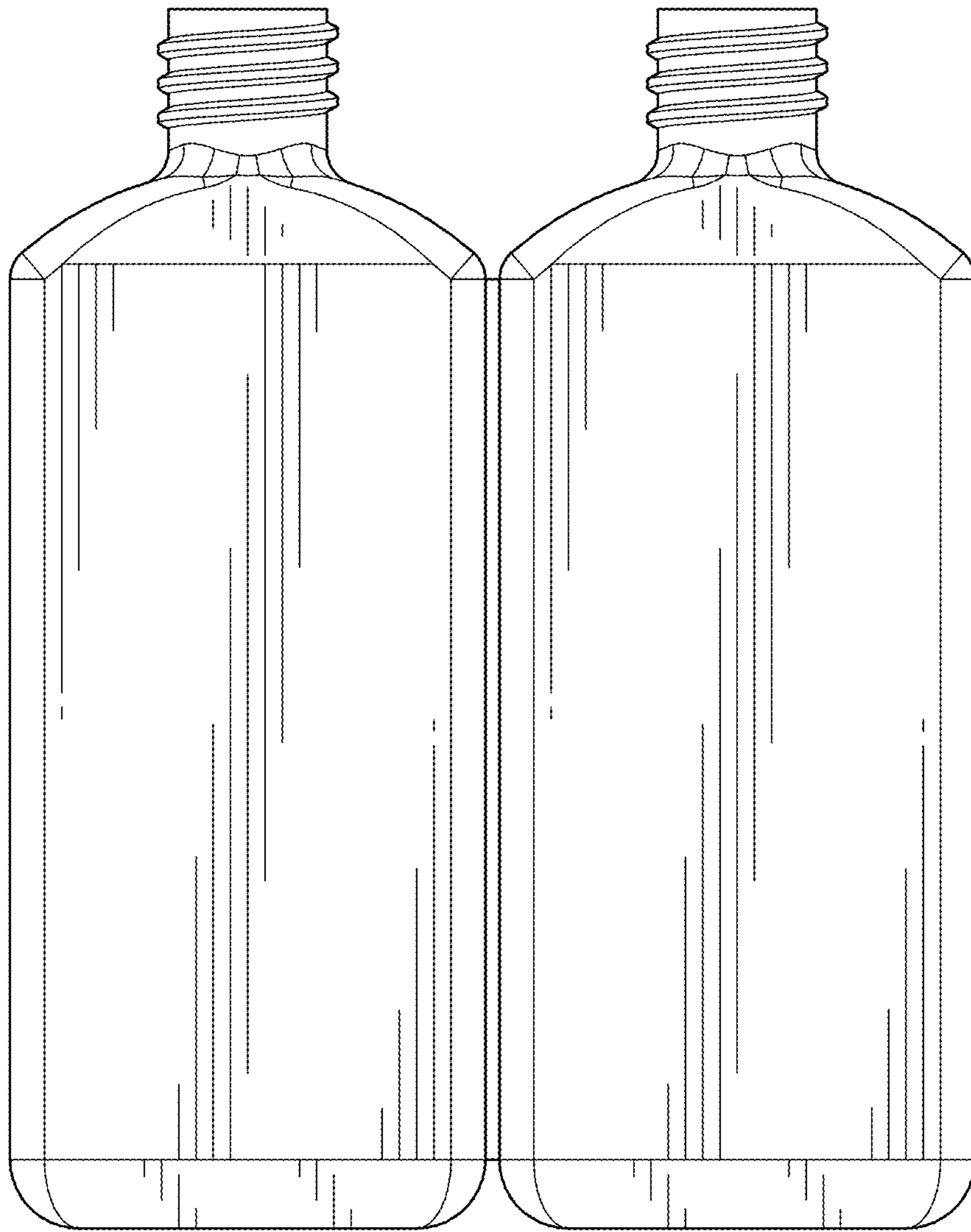


FIG.2

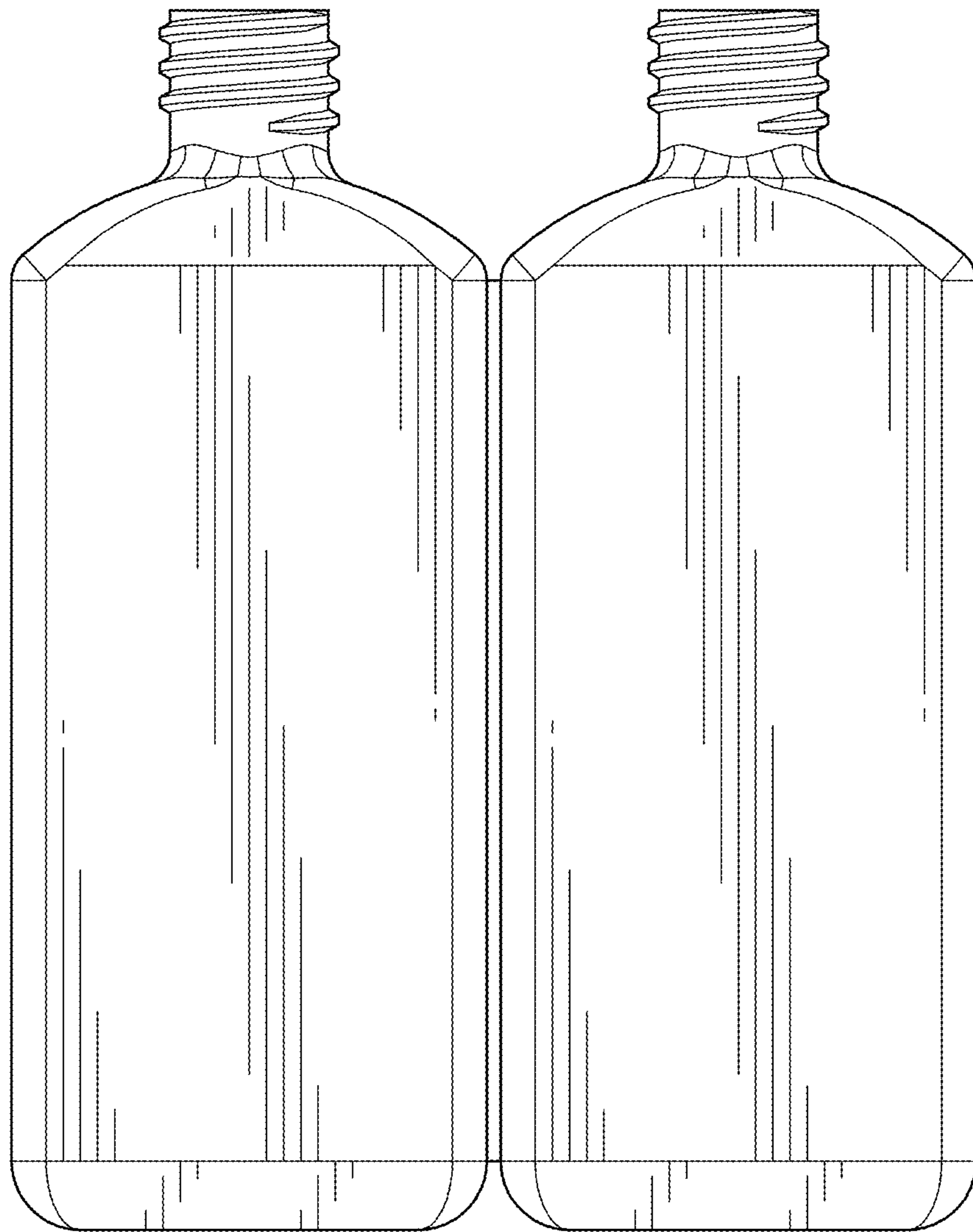


FIG.3




FIG.4




FIG.5

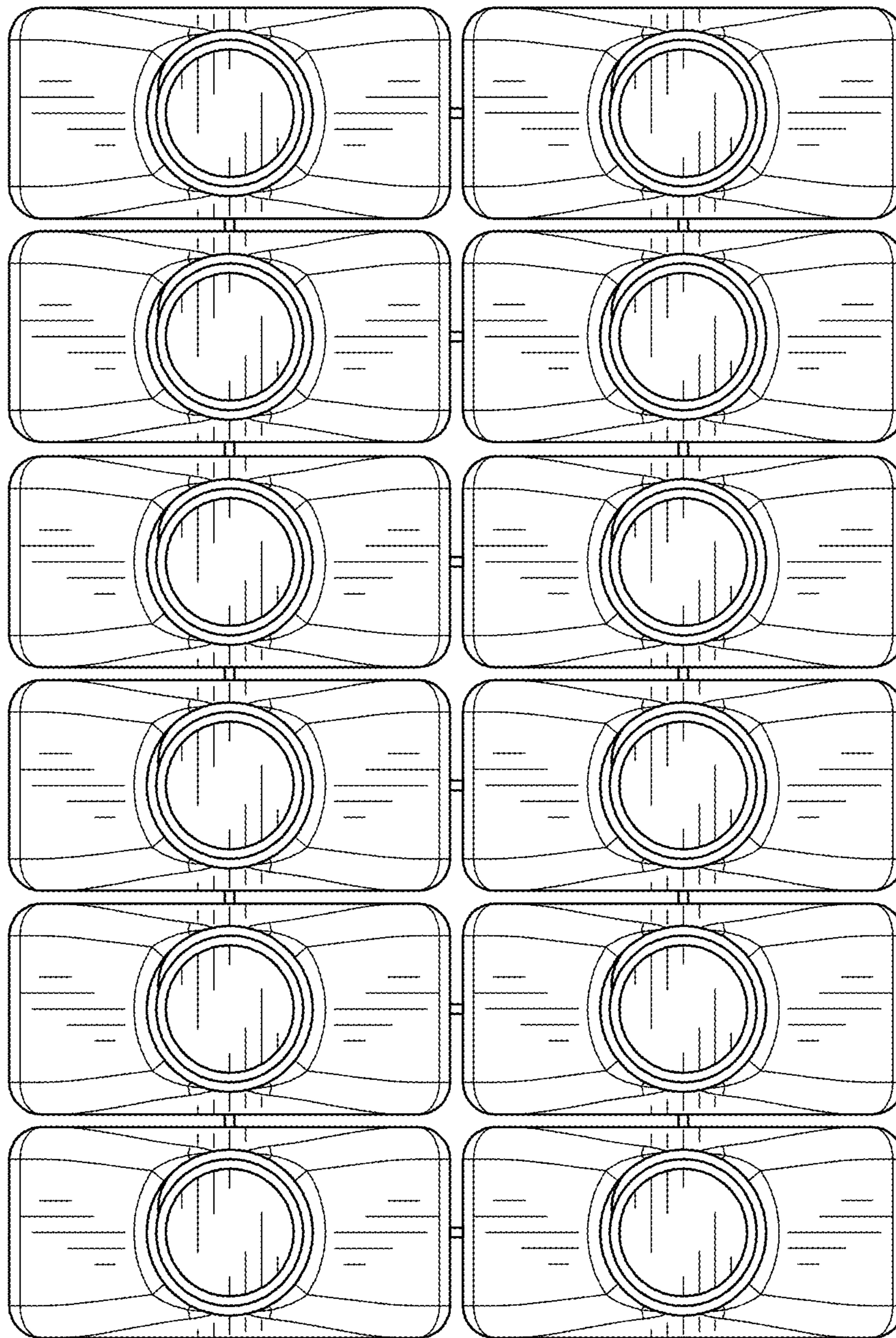


FIG.6

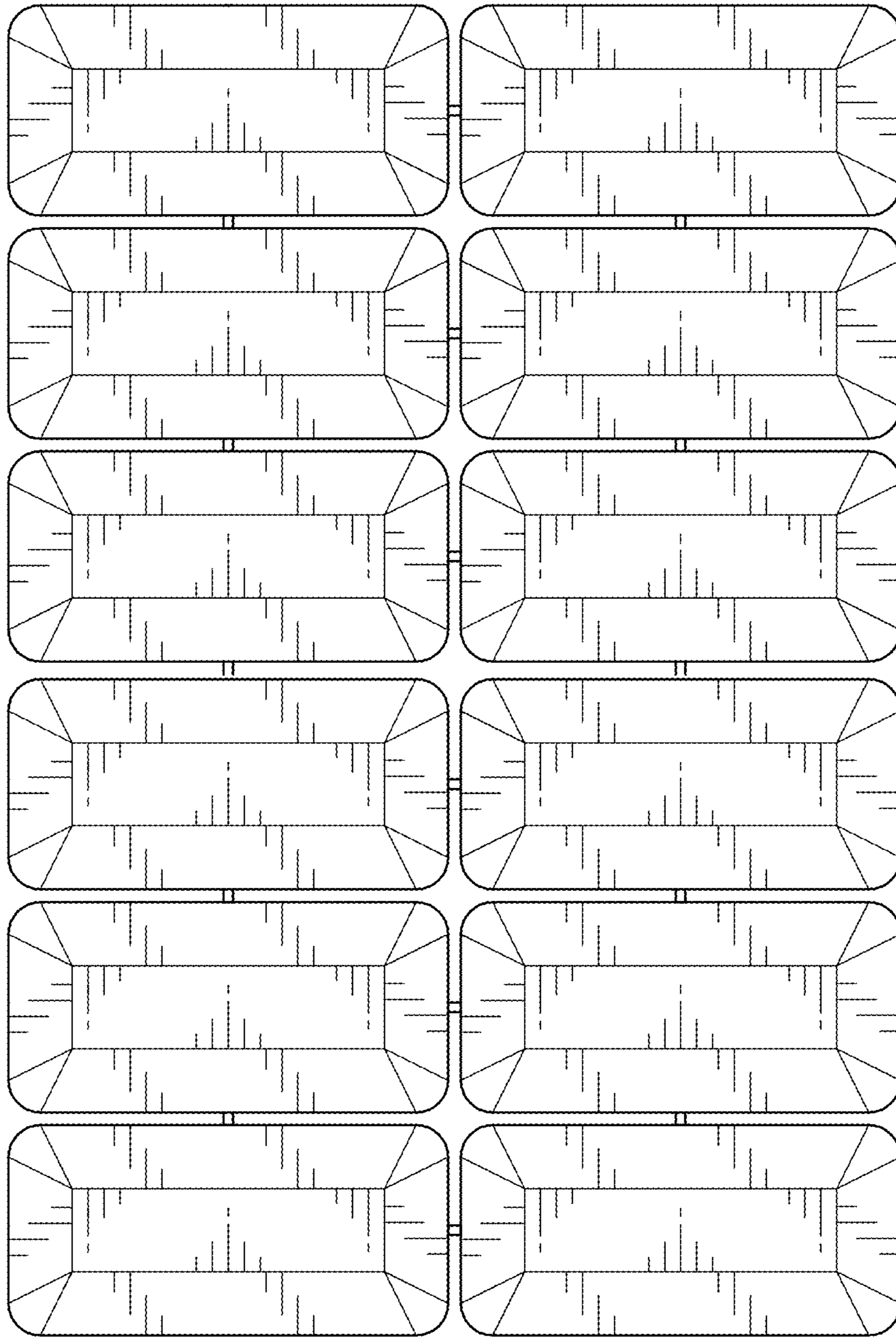


FIG.7