



US00D760598S

(12) **United States Design Patent**
White et al.

(10) **Patent No.:** **US D760,598 S**
(45) **Date of Patent:** **** Jul. 5, 2016**

(54) **SLEEVE FOR POUCH**

D660,718 S * 5/2012 McDermott et al. D9/707
D699,125 S * 2/2014 Martel D9/703

(71) Applicant: **MeadWestvaco Corporation**,
Richmond, VA (US)

* cited by examiner

(72) Inventors: **Kevin White**, Richmond, VA (US);
Connie Tran, Glen Allen, VA (US)

Primary Examiner — Caron D Veynar

Assistant Examiner — Abraham Bahta

(73) Assignee: **MeadWestvaco Corporation**,
Richmond, VA (US)

(74) *Attorney, Agent, or Firm* — Meadwestvaco Intellectual
Property Group

(**) Term: **14 Years**

(57) **CLAIM**

The ornamental design for a sleeve for pouch, as shown and
described.

(21) Appl. No.: **29/457,909**

DESCRIPTION

(22) Filed: **Jun. 13, 2013**

FIG. 1 is a perspective view of a sleeve for pouch showing the
new design;

(51) **LOC (10) Cl.** **09-05**

FIG. 2 is a front view of the new design;

(52) **U.S. Cl.**

FIG. 3 is a back view of the new design;

USPC **D9/711**

FIG. 4 is a left view of the new design;

(58) **Field of Classification Search**

FIG. 5 is a right view of the new design;

USPC D9/702–714, 761, 731, 414, 418,

FIG. 6 is a top view of the new design;

D9/430–432, 520–521, 438, 695–699, 416,

FIG. 7 is a bottom view of the new design.

D9/737; D7/590, 600.1; 215/328; 222/92,

FIG. 8 is a perspective view of a sleeve for pouch showing a
second alternative embodiment of the new design;

222/105, 215, 145.1, 95, 183, 107; 383/9,

FIG. 9 is a front view of the second alternative embodiment of
the new design;

383/22, 59–60, 901, 207, 209; D24/118,

FIG. 10 is a back view of the second alternative embodiment
of the new design;

D24/108, 207, 104; 128/114.1, DIG. 24;

FIG. 11 is a left view of the second alternative embodiment of
the new design;

D28/8.1

FIG. 12 is a right view of the second alternative embodiment
of the new design;

See application file for complete search history.

FIG. 13 is a top view of the second alternative embodiment of
the new design; and,

(56) **References Cited**

U.S. PATENT DOCUMENTS

D237,018 S * 9/1975 Anthony et al. D24/118

FIG. 14 is a bottom view of the second alternative embodi-
ment of the new design.

D439,328 S * 3/2001 Nielsen D24/118

The broken-line disclosure is understood to represent por-
tions of the article in which the claimed design is embodied,
but which form no part of the claimed design.

D505,540 S * 5/2005 Lien D3/202

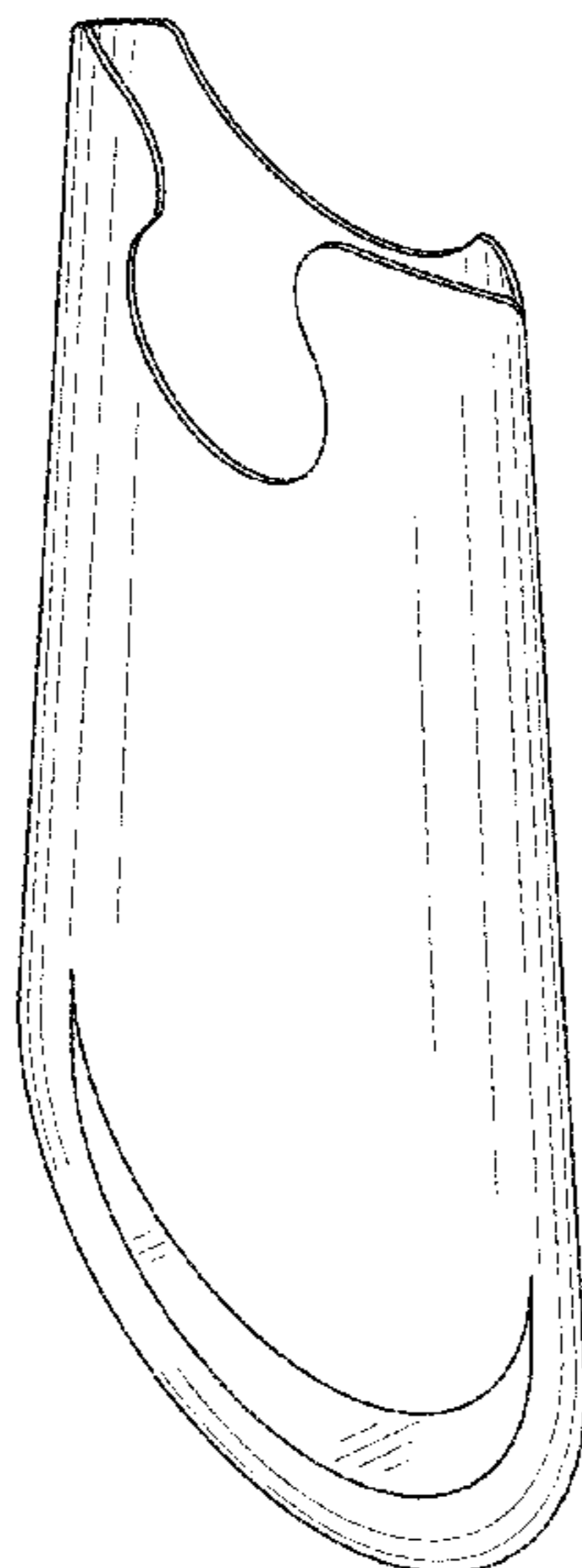
D552,235 S * 10/2007 Inoue et al. D24/118

D610,022 S * 2/2010 Kanfer et al. D9/695

D623,734 S * 9/2010 Tsuruoka et al. D24/118

D655,201 S * 3/2012 Schuch D9/707

1 Claim, 6 Drawing Sheets



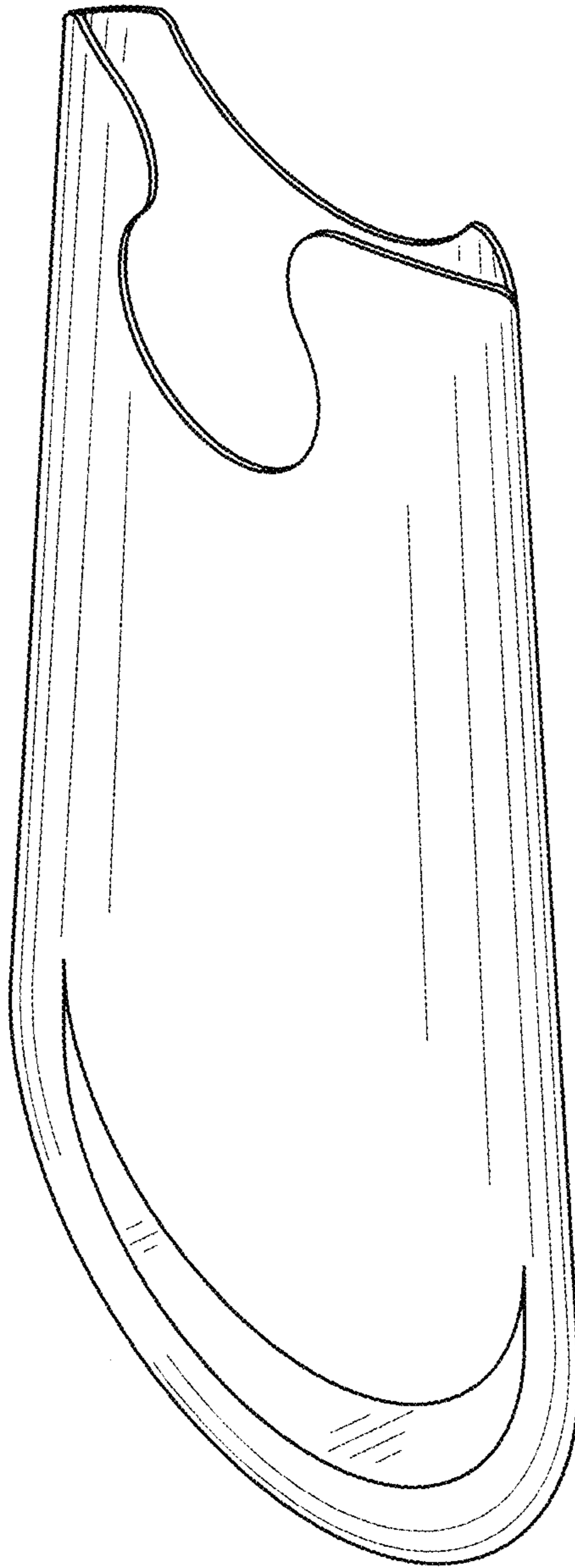


FIG. 1

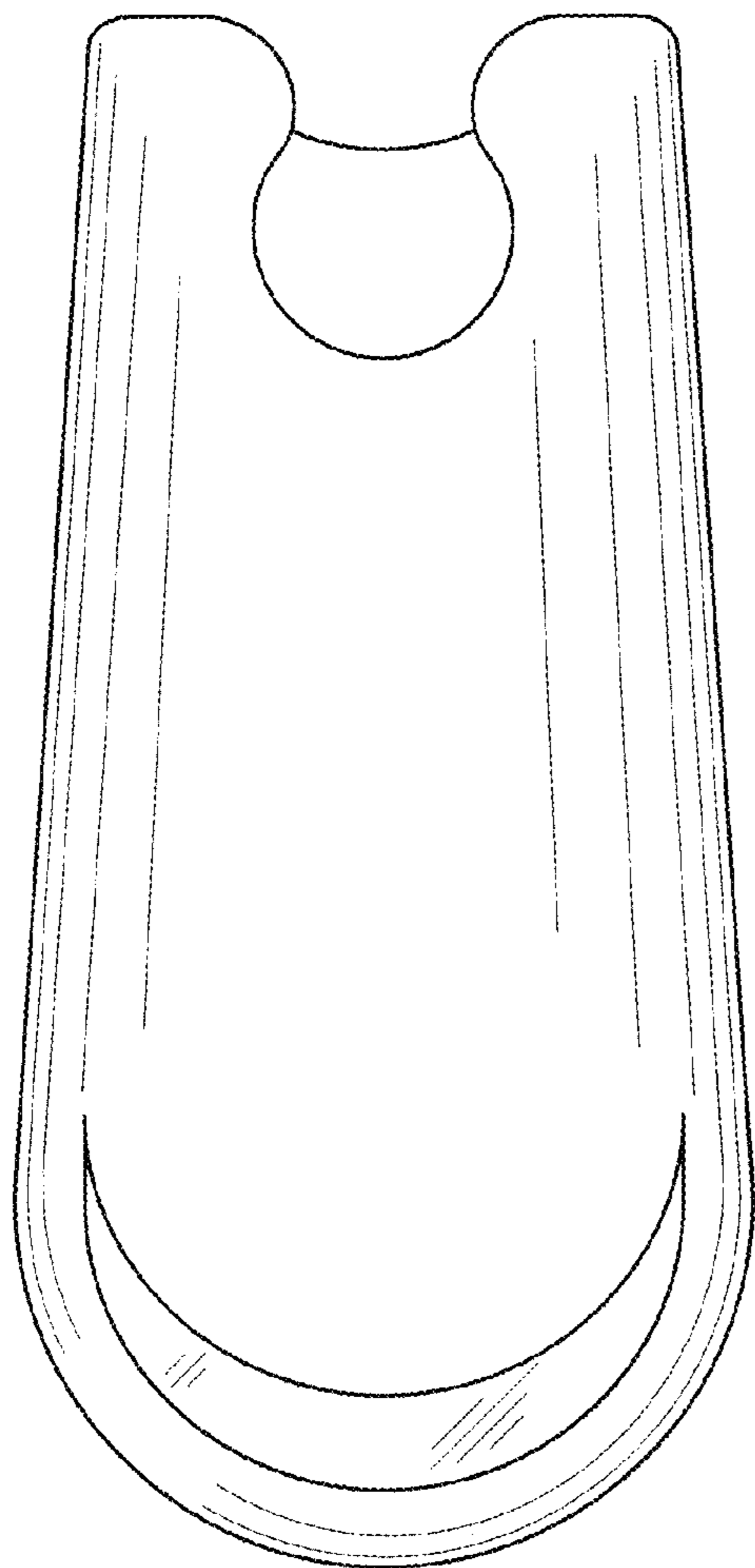


FIG. 2

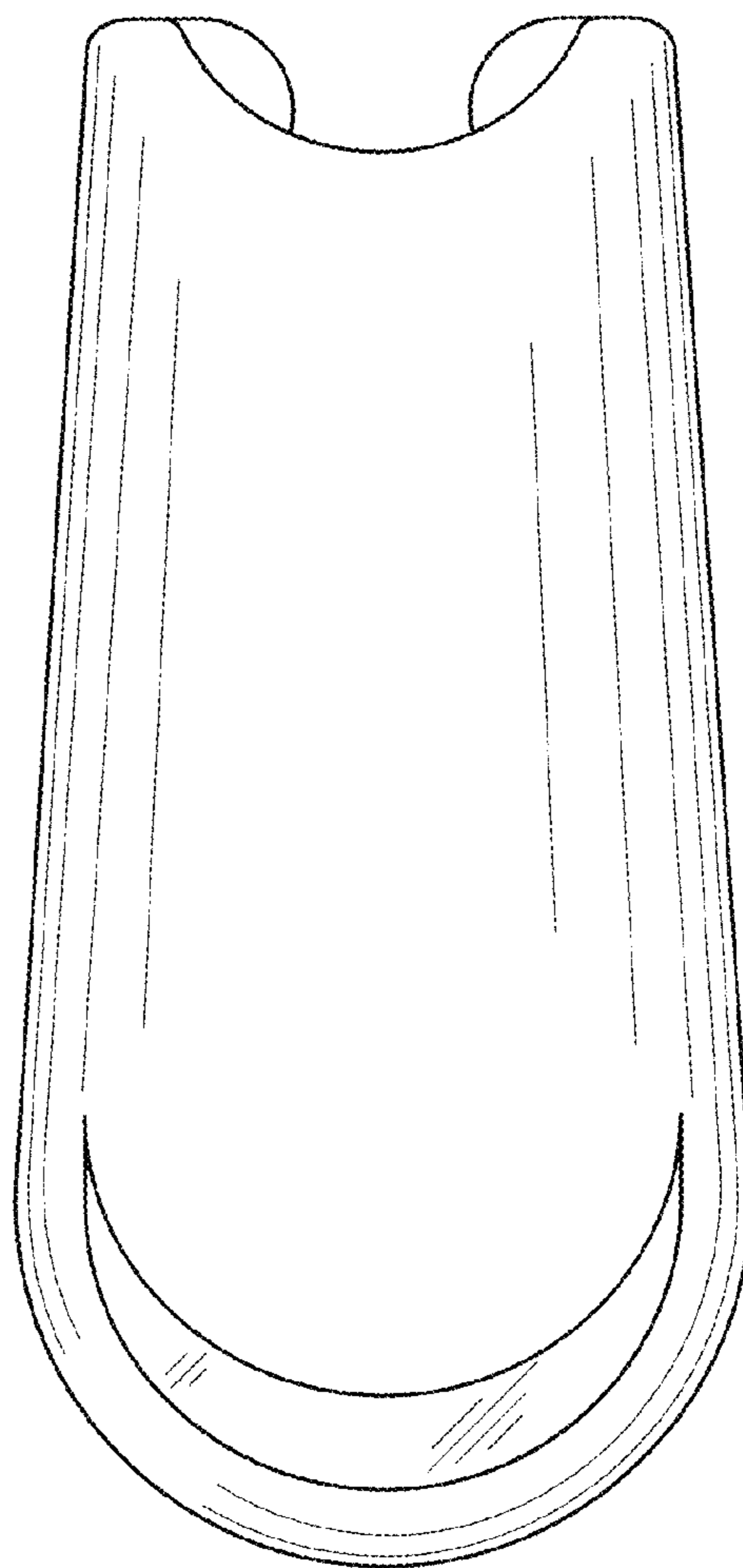


FIG. 3




FIG. 4




FIG. 5



FIG. 6

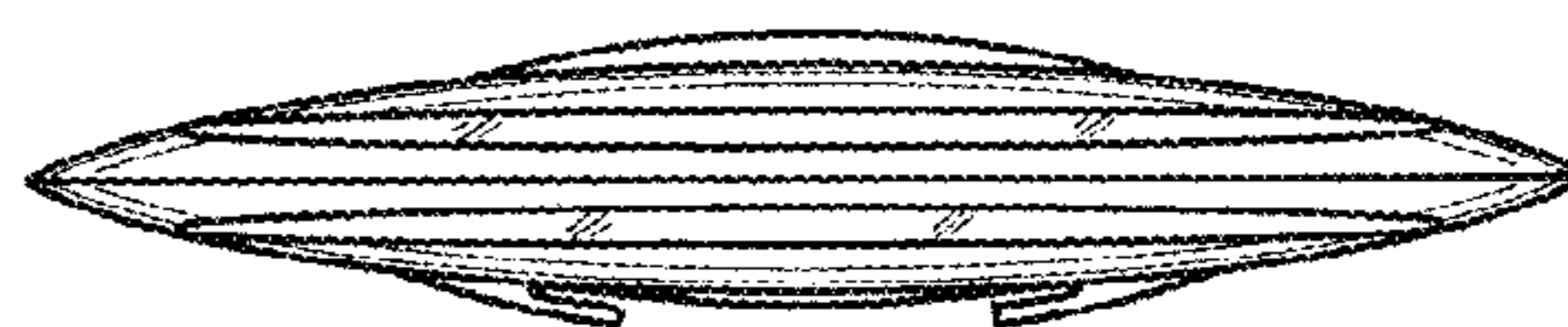


FIG. 7

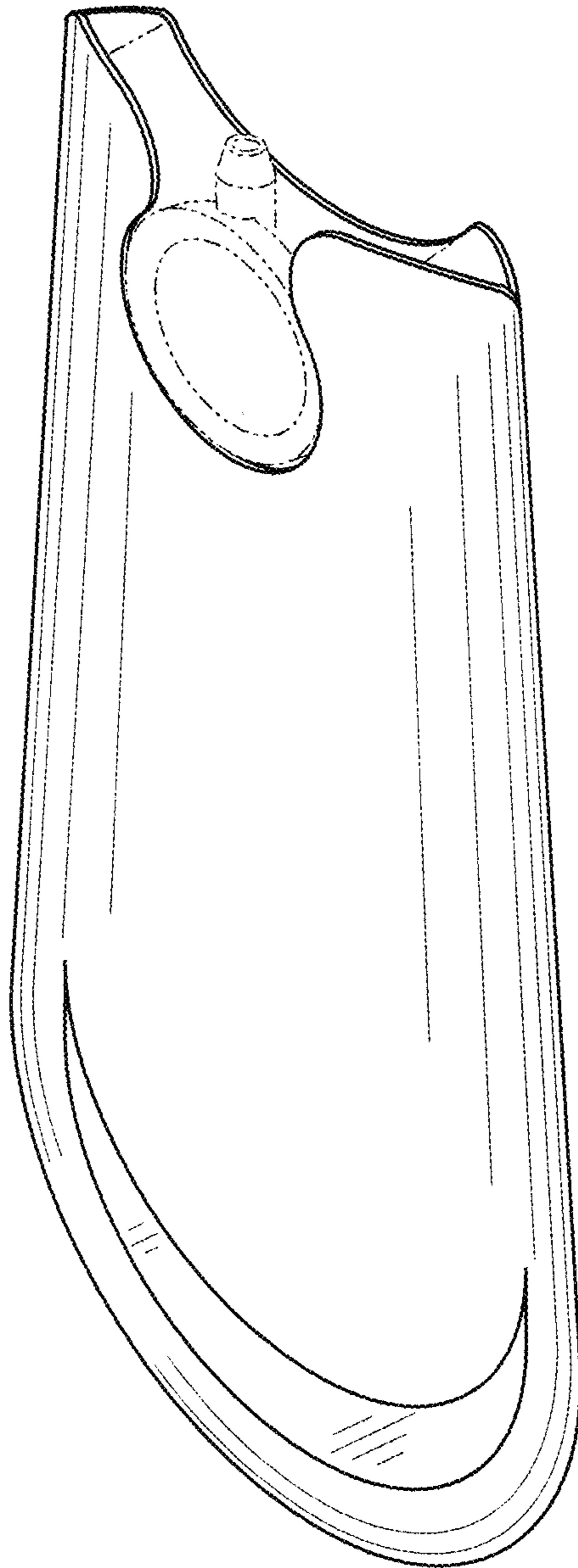


FIG. 8

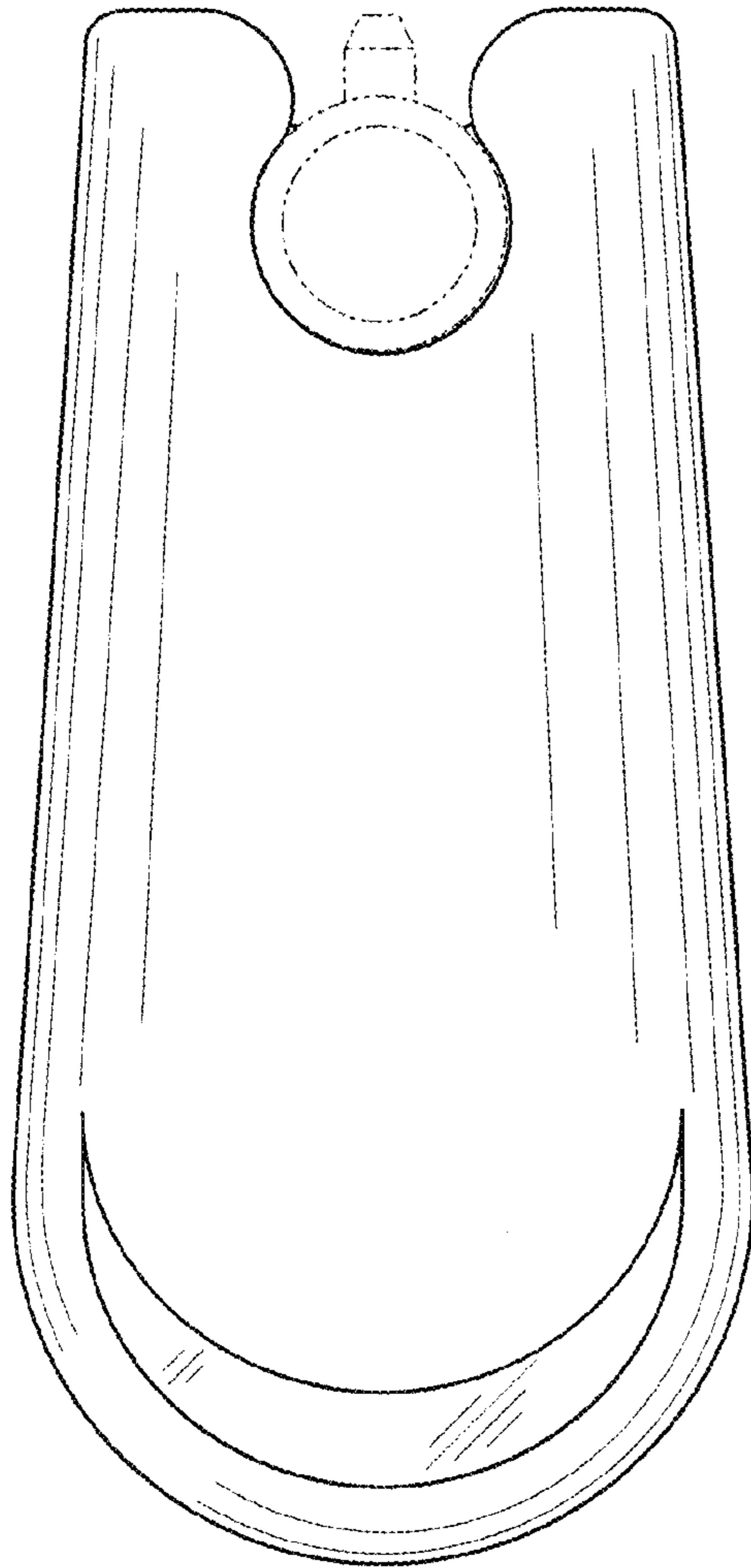


FIG. 9

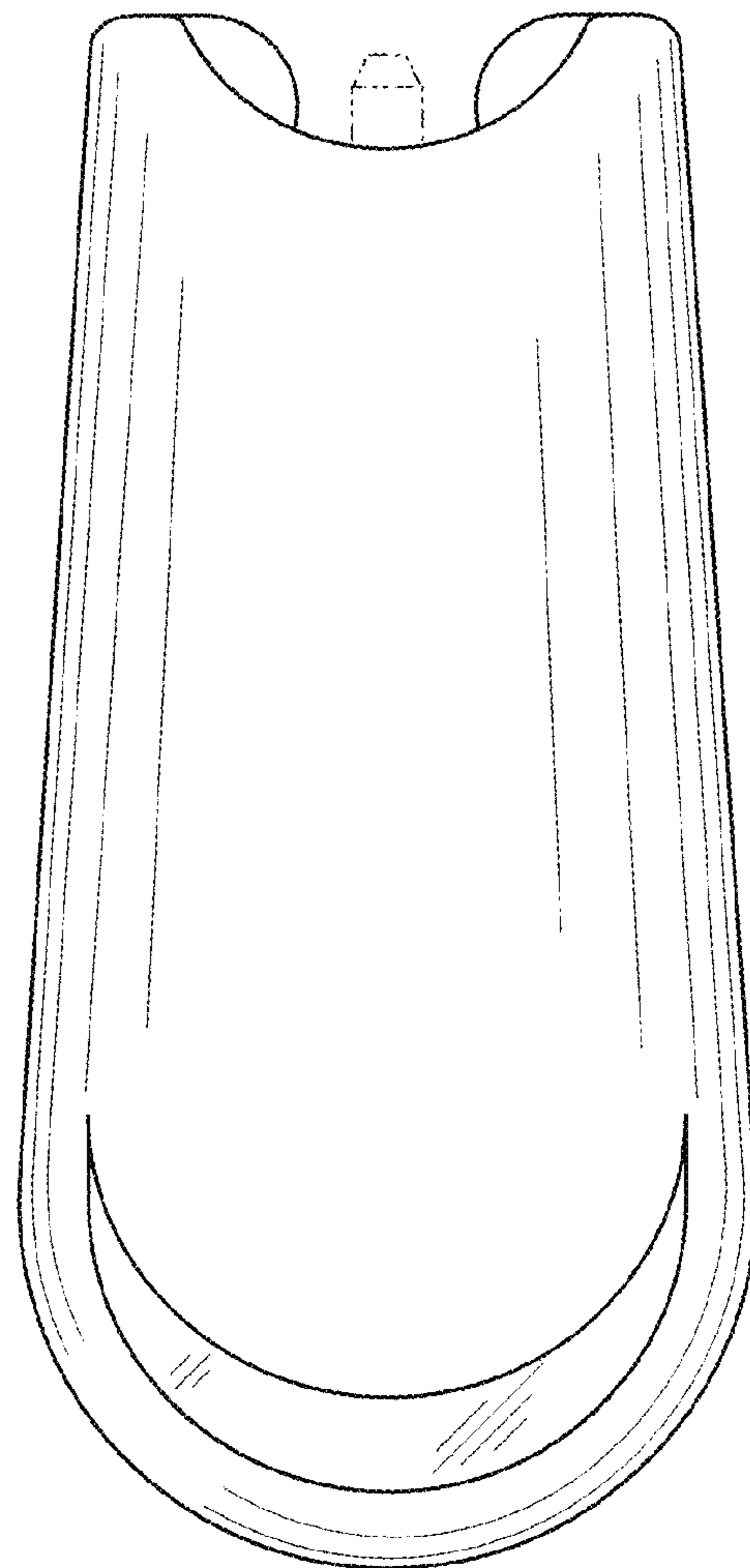


FIG. 10




FIG. 11

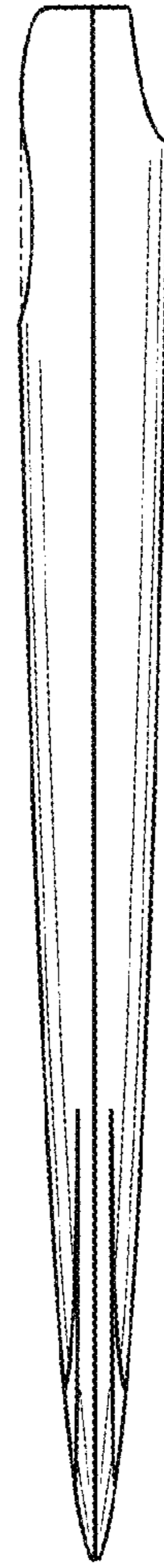


FIG. 12



FIG. 13




FIG. 14