



US00D760597S

(12) **United States Design Patent**
Cho et al.

(10) **Patent No.:** **US D760,597 S**
(45) **Date of Patent:** **** Jul. 5, 2016**

(54) **GIFT BAG**

(71) Applicant: **Lifetime Brands, Inc.**, Garden City, NY (US)

(72) Inventors: **Seung Chul Cho**, Jersey City, NJ (US);
John Roscoe Swartz, Ridgewood, NJ (US)

(73) Assignee: **LIFETIME BRANDS, INC.**, Garden City, NY (US)

(**) Term: **14 Years**

(21) Appl. No.: **29/519,470**

(22) Filed: **Mar. 5, 2015**

(51) **LOC (10) Cl.** **09-05**

(52) **U.S. Cl.**
USPC **D9/706**

(58) **Field of Classification Search**

USPC D9/702-714, 719, 738-740, 517-518, D9/522, 416, 435, 444, 460, 455, 414, 499, D9/431-432; D7/560-562; 206/434, 206/426-427, 429-430, 485, 485.1, 499, 206/508, 431, 418-422, 588-594, 286, 206/299; 229/117.3, 185, 121, 122, 200, 229/207, 236, 87.01, 923, 922, 87.19, 229/87.18; 220/23.83; 383/118-120, 110, 383/108, 127, 83, 6, 26, 33, 78, 88; D3/303-307, 221, 226, 232, 276, 315; 150/100, 107, 112, 118
CPC A45C 3/00; A45C 3/04; A45C 3/06; A45C 3/001; A45C 3/10; B65D 33/004; B65D 33/00; B65D 33/06; B65D 33/12; B65D 1/00; B65D 1/38; B65D 1/40; B65D 29/00; B65D 29/04; B65D 31/00; B65D 31/005; B65D 31/10; B65D 31/02; B65D 31/04; B65D 31/18; B65D 65/00; B65D 65/02; B65D 65/38; B65D 81/00; B65D 81/36

See application file for complete search history.

(56) **References Cited**

U.S. PATENT DOCUMENTS

3,565,327	A *	2/1971	Rodley	B65D 33/12
				383/20
4,836,690	A *	6/1989	Cheng	B65D 33/16
				383/42
D305,728	S *	1/1990	Tufariello	D19/2
5,044,773	A *	9/1991	Harms	B65D 33/12
				206/806
6,146,018	A *	11/2000	Keller	B65D 33/004
				229/125.32
D471,089	S *	3/2003	Schweky	D9/704
D485,166	S *	1/2004	Clark	D9/704
D497,541	S *	10/2004	Clark	D9/703
D584,164	S *	1/2009	Jin	D9/703
D738,743	S *	9/2015	Galmarini	D9/704

* cited by examiner

Primary Examiner — Abraham Bahta

(74) *Attorney, Agent, or Firm* — Tutunjian & Bitetto, P.C.

(57) **CLAIM**

The ornamental design for a gift bag, as shown and described.

DESCRIPTION

FIG. 1 is a perspective view of the gift bag showing our new design;
FIG. 2 is a front view thereof, the rear view being identical to the front view;
FIG. 3 is a right side view thereof, the left side view being identical to the right side view;
FIG. 4 is a top view thereof;
FIG. 5 is a bottom view thereof; and,
FIG. 6 is a partially folded perspective view thereof.
The broken line showing of portions of the gift bag is included for the purpose of illustrating environmental structure and forms no part of the claimed design.

1 Claim, 5 Drawing Sheets

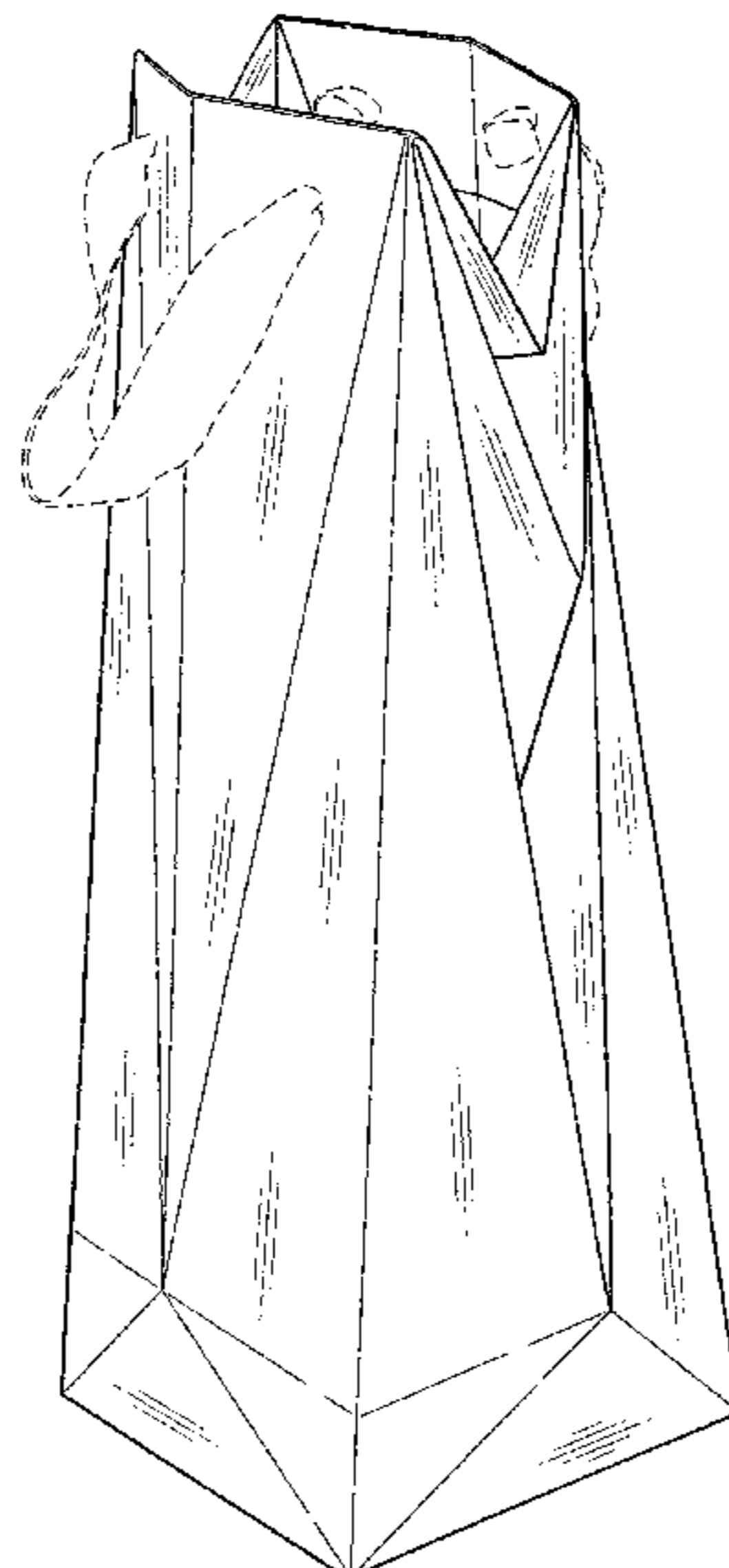




FIG. 1

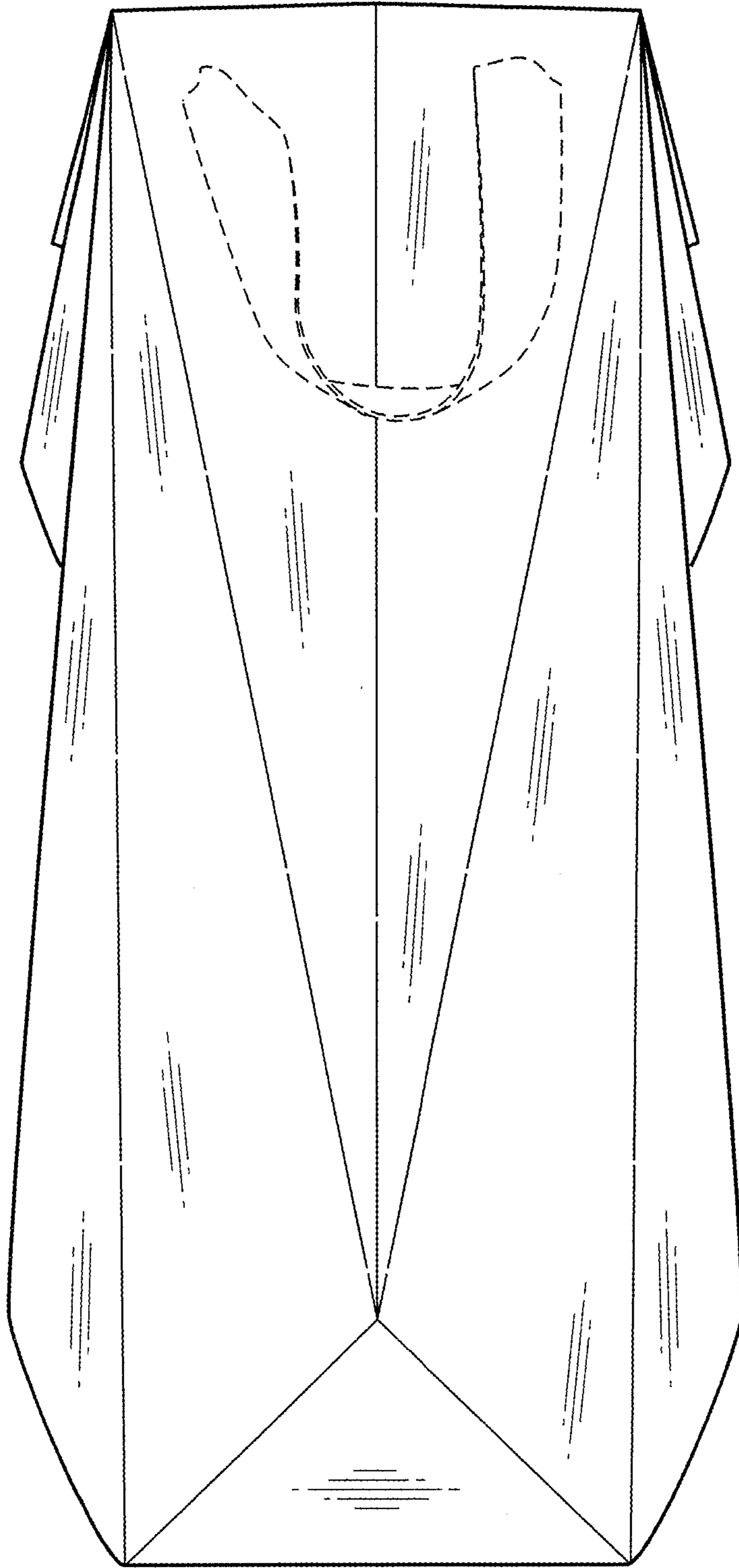


FIG. 2

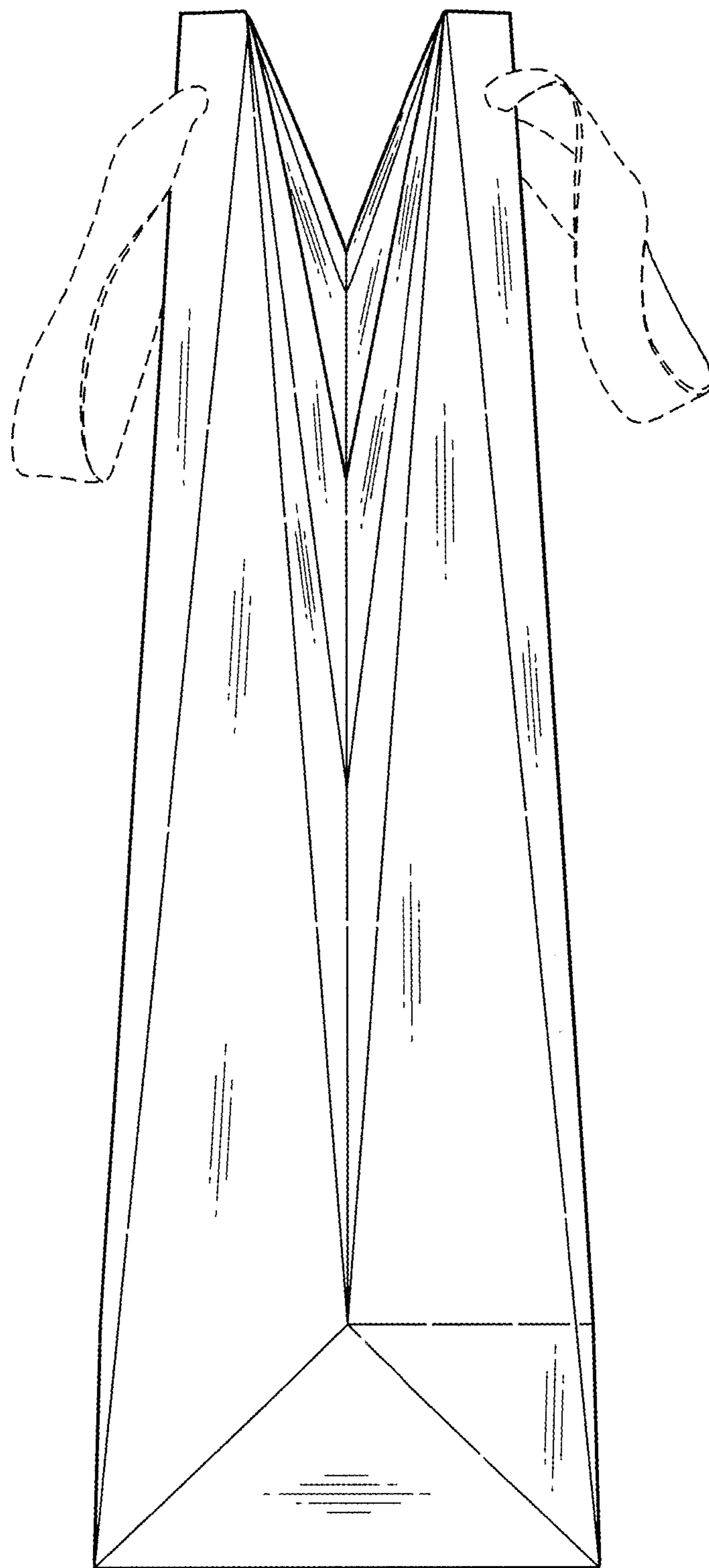


FIG. 3

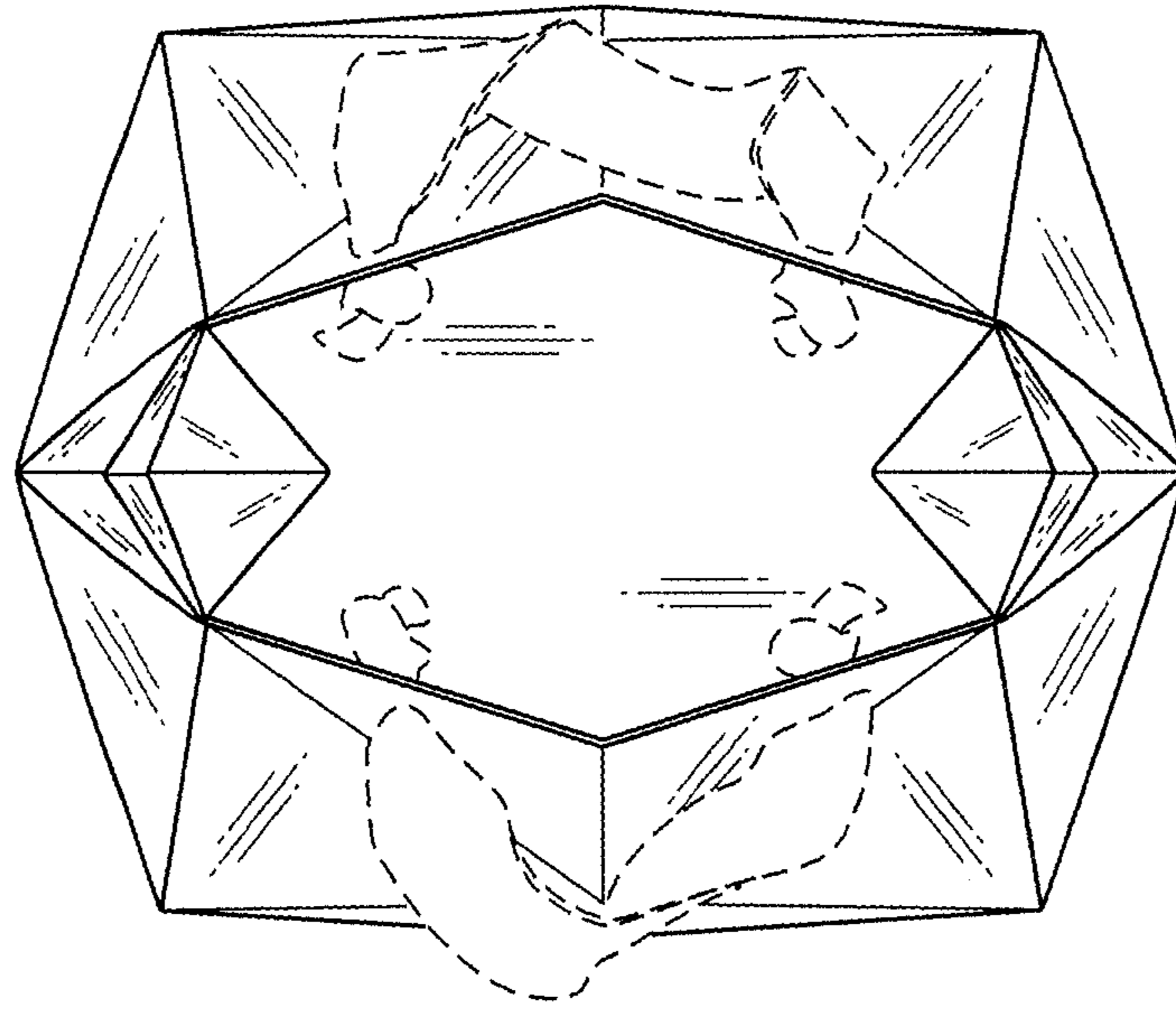


FIG. 4

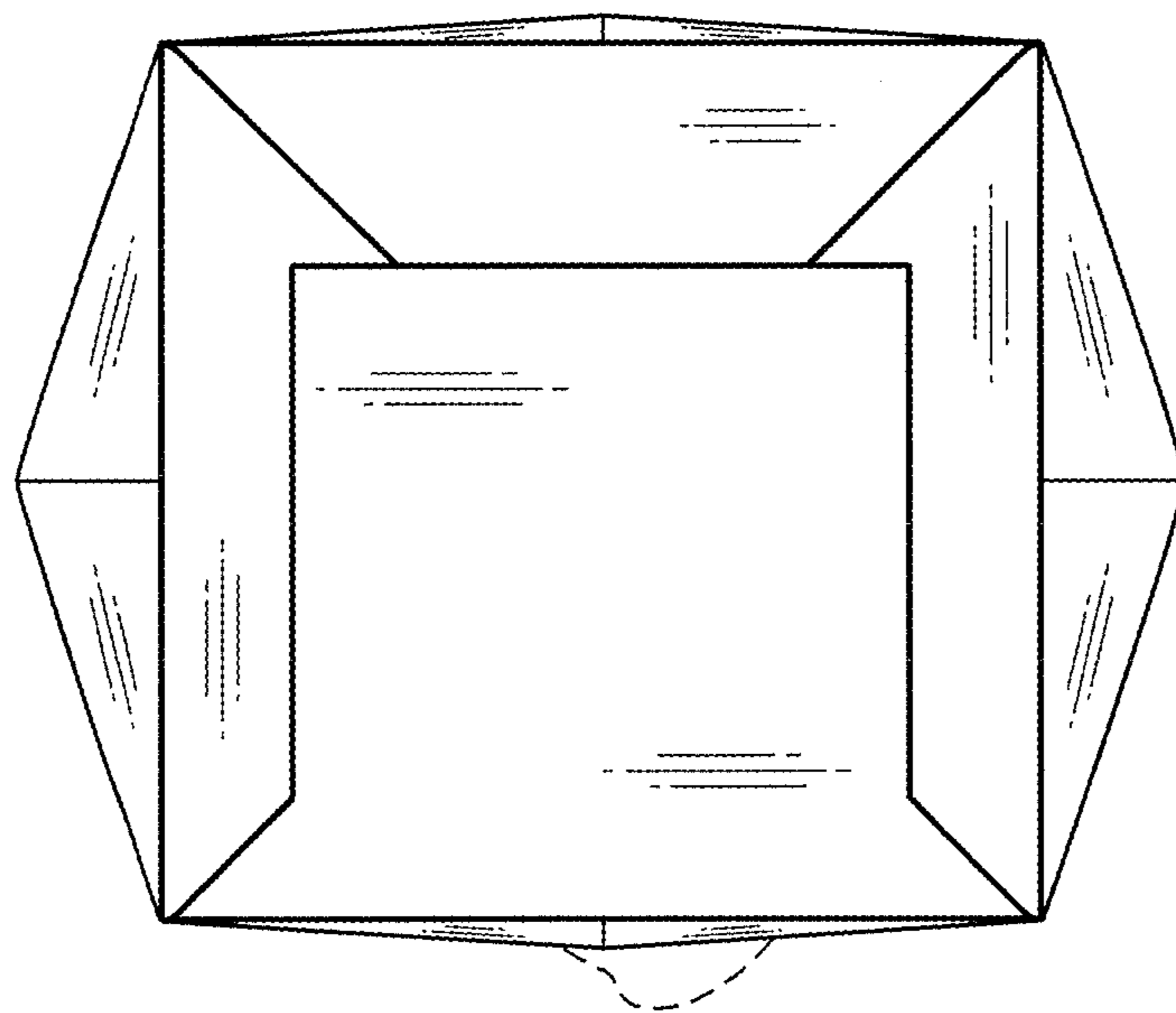


FIG. 5

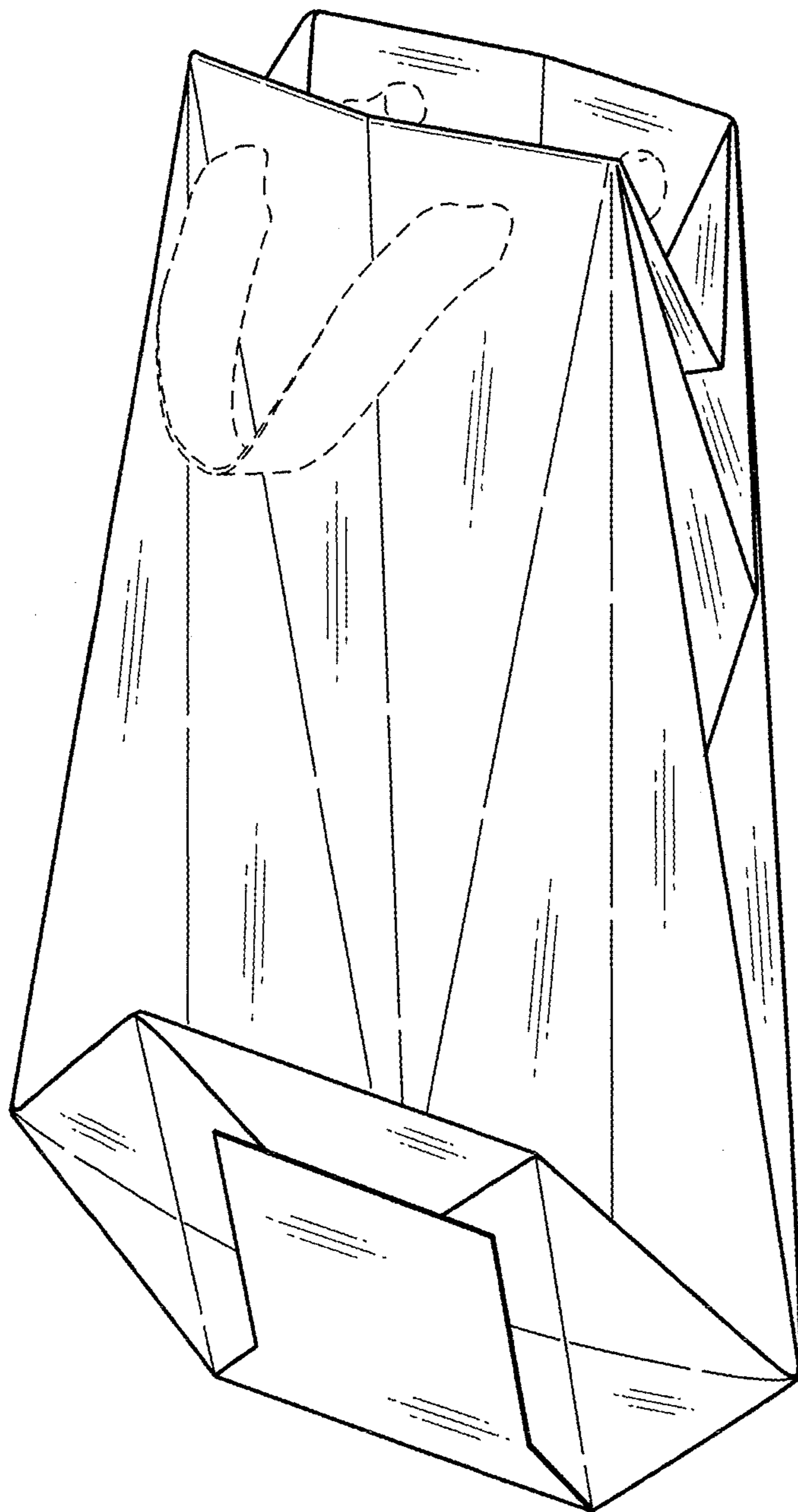


FIG. 6