



US00D760590S

(12) **United States Design Patent**
Renner et al.

(10) **Patent No.:** **US D760,590 S**
(45) **Date of Patent:** **** Jul. 5, 2016**

(54) **BOTTLE**

(71) Applicant: **S.C. Johnson & Son, Inc.**, Racine, WI (US)

(72) Inventors: **Thomas A. Renner**, Racine, WI (US);
William F. Gordon, Chicago, IL (US);
Robert Siegl, Dornbirn (AT)

(73) Assignee: **S.C. Johnson & Son, Inc.**, Racine, WI (US)

(**) Term: **14 Years**

(21) Appl. No.: **29/444,124**

(22) Filed: **Jan. 25, 2013**

(51) **LOC (10) Cl.** **09-01**

(52) **U.S. Cl.**
USPC **D9/500**

(58) **Field of Classification Search**
USPC D9/500-505, 516, 520-521, 549, 558,
D9/682, 685-686, 688-691, 763-764, 772,
D9/776-777, 715, 719; D24/224, 197;
215/379, 381-382; 220/62.12, 610,
220/660, 669, 675
CPC B65D 1/00; B65D 1/02; B65D 1/0223;
B65D 23/00; B65D 83/00; B65D 91/00;
B65D 91/02; B65D 2501/00; B65D
2501/0009; B65D 2501/0081
See application file for complete search history.

(56) **References Cited**

U.S. PATENT DOCUMENTS

D93,932 S 11/1934 Levine
3,468,443 A 9/1969 Marcus

(Continued)

FOREIGN PATENT DOCUMENTS

DE M9407189-0001 1/1995
DE 49906088-0001 9/1999

(Continued)

OTHER PUBLICATIONS

English translation of a Russian Office Action dated Mar. 23, 2015, issued in counterpart Russian Patent Application No. 2014500576/49.

Primary Examiner — Dana L Meyrow

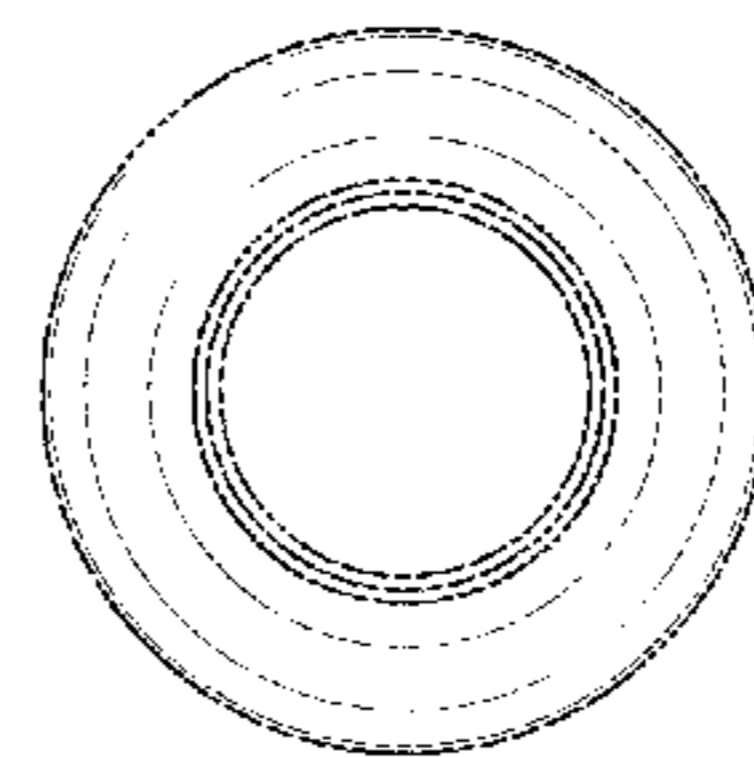
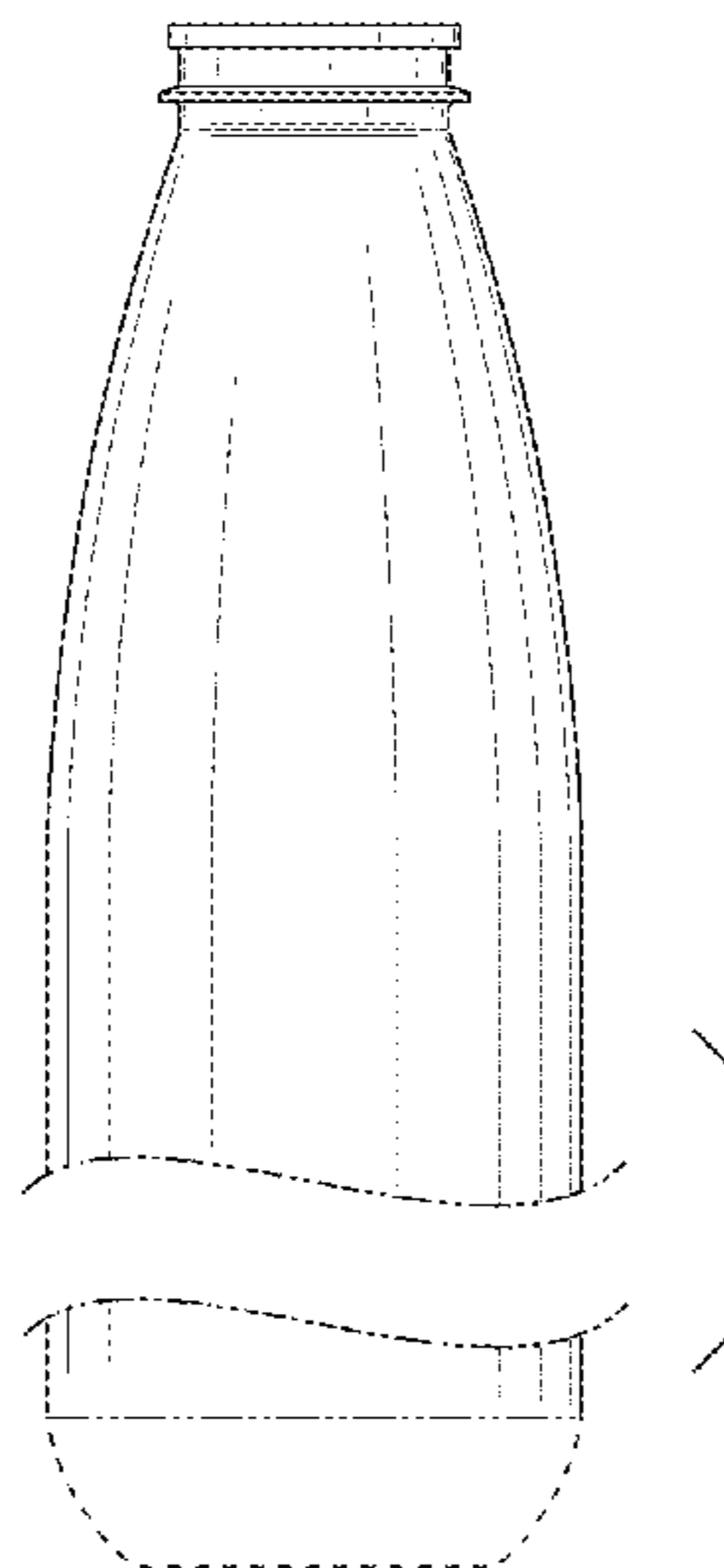
(57) **CLAIM**

The ornamental design for a bottle, as shown and described.

DESCRIPTION

FIG. 1 is a perspective view of the bottle.
FIG. 2 is a side view of the bottle shown in FIG. 1.
FIG. 3 is a top view of the bottle shown in FIG. 1.
FIG. 4 is a bottom view of the bottle shown in FIG. 1.
FIG. 5 is a perspective view of another embodiment of the bottle.
FIG. 6 is a side view of the bottle shown in FIG. 5.
FIG. 7 is a top view of the bottle shown in FIG. 5.
FIG. 8 is a bottom view of the bottle shown in FIG. 5.
FIG. 9 is a perspective view of another embodiment of the bottle.
FIG. 10 is a side view of the bottle shown in FIG. 9.
FIG. 11 is a top view of the bottle shown in FIG. 9; and,
FIG. 12 is a bottom view of the bottle shown in FIG. 9.
The evenly-dashed broken lines shown in the drawings illustrate the portions of the design that form no part of the claim. The dot-dot-dash broken lines in the drawings define the bounds of the claim and form no part thereof. Separated portions of the bottle that are connected by a bracket indicate that any portion of the article between the break lines forms no part of the claimed design.

1 Claim, 9 Drawing Sheets



(56)

References Cited

U.S. PATENT DOCUMENTS

D217,847 S * 6/1970 Jenkins et al. D9/500
 3,598,270 A 8/1971 Adomaitis et al.
 3,643,829 A * 2/1972 Lachner 215/373
 D223,143 S * 3/1972 Becker D9/500
 D228,625 S * 10/1973 Pearce D9/500
 3,811,588 A * 5/1974 Vermeerbergen B65D 1/0223
 215/373
 D232,915 S * 9/1974 Becker D9/500
 3,881,621 A 5/1975 Adomaitis
 4,108,324 A 8/1978 Krishnakumar et al.
 4,318,882 A 3/1982 Agawal et al.
 5,160,059 A 11/1992 Collette et al.
 5,205,434 A 4/1993 Brunson et al.
 5,427,258 A 6/1995 Krishnakumar et al.
 5,626,262 A 5/1997 Fitten et al.
 D384,893 S * 10/1997 Marriage D9/551
 5,740,934 A 4/1998 Brady
 5,772,056 A 6/1998 Slat
 5,785,197 A 7/1998 Slat
 D403,969 S 1/1999 Rosler
 5,988,416 A 11/1999 Cheng et al.
 D418,414 S 1/2000 Cheng et al.
 6,095,378 A * 8/2000 Potts et al. 222/402.1
 6,213,325 B1 4/2001 Cheng et al.
 6,276,546 B1 8/2001 Davis et al.
 6,296,471 B1 10/2001 Cheng et al.
 6,409,035 B1 6/2002 Darr et al.
 6,585,123 B1 7/2003 Pedmo et al.
 7,051,889 B2 5/2006 Boukobza
 7,066,345 B2 6/2006 Itokawa et al.
 7,083,059 B1 8/2006 Le Guen
 7,198,163 B2 4/2007 Young et al.
 7,416,089 B2 8/2008 Kraft et al.
 7,520,400 B2 4/2009 Young et al.
 D614,503 S 4/2010 Kuzma et al.
 D615,865 S 5/2010 Arnell et al.
 D616,754 S 6/2010 Arnell et al.
 7,732,035 B2 6/2010 Pedmo et al.
 7,789,255 B2 9/2010 Zoppas

7,891,513 B2 2/2011 Mody et al.
 D634,205 S 3/2011 Arnell et al.
 8,025,189 B2 9/2011 Salameh
 D651,086 S * 12/2011 Gullickson et al. D9/504
 D651,901 S 1/2012 Miller et al.
 D653,118 S 1/2012 Asano et al.
 8,096,434 B2 1/2012 Bunel et al.
 8,097,662 B2 * 1/2012 Schmidt A23L 3/3436
 428/35.7
 8,109,397 B2 2/2012 Deyerl et al.
 D655,619 S * 3/2012 Soliman D9/690
 D726,538 S * 4/2015 Behar D9/500
 2001/0009244 A1 7/2001 Cheng et al.
 2003/0006208 A1 1/2003 Cheng et al.
 2007/0087214 A1 4/2007 Pornoy et al.
 2009/0087507 A1 4/2009 Penet et al.
 2009/0194546 A1 8/2009 Lane
 2010/0219152 A1 9/2010 Derrien et al.
 2011/0017701 A1 1/2011 Soliman
 2011/0174827 A1 7/2011 Patel et al.
 2012/0168533 A1 7/2012 Melms, Jr. et al.
 2015/0034584 A1 * 2/2015 Renner B29C 49/08
 215/43

FOREIGN PATENT DOCUMENTS

DE 402009006333-001 4/2011
 EM 000226063-0002 12/2004
 EM 000621693-0001 12/2006
 EM 000621693-0002 12/2006
 EM 000893060-001 4/2008
 EM 001154470-0001 7/2009
 EM 001154470-0002 8/2009
 EM 001855396-0001 9/2011
 GB 2037656 3/1994
 TR 2011/06182 12/2011
 WO 2007/060529 A2 5/2007
 WO DM075183 1/2011
 WO 2012/038075 3/2012
 WO 2012/143718 10/2012
 WO DM/081741 9/2013

* cited by examiner

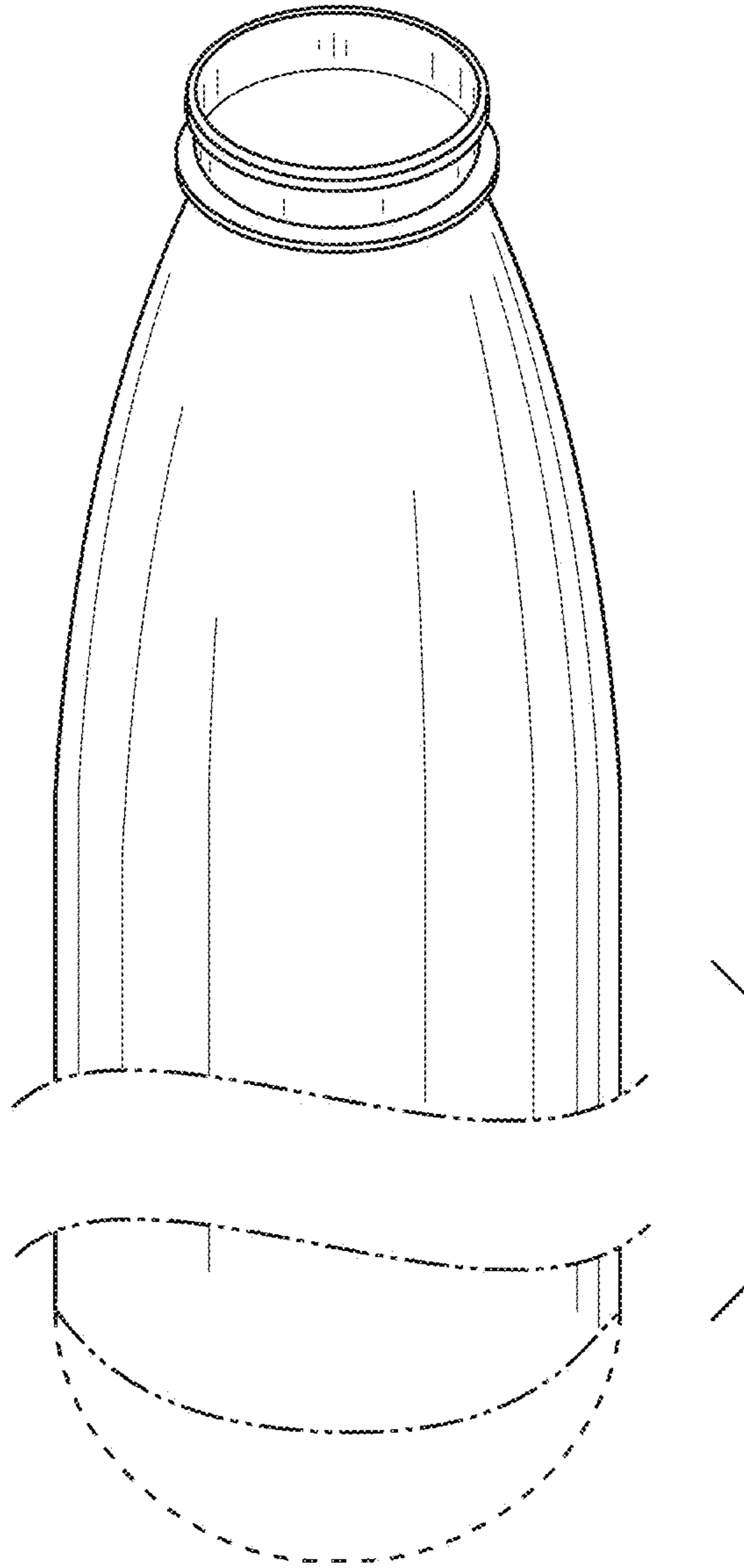


FIG. 1

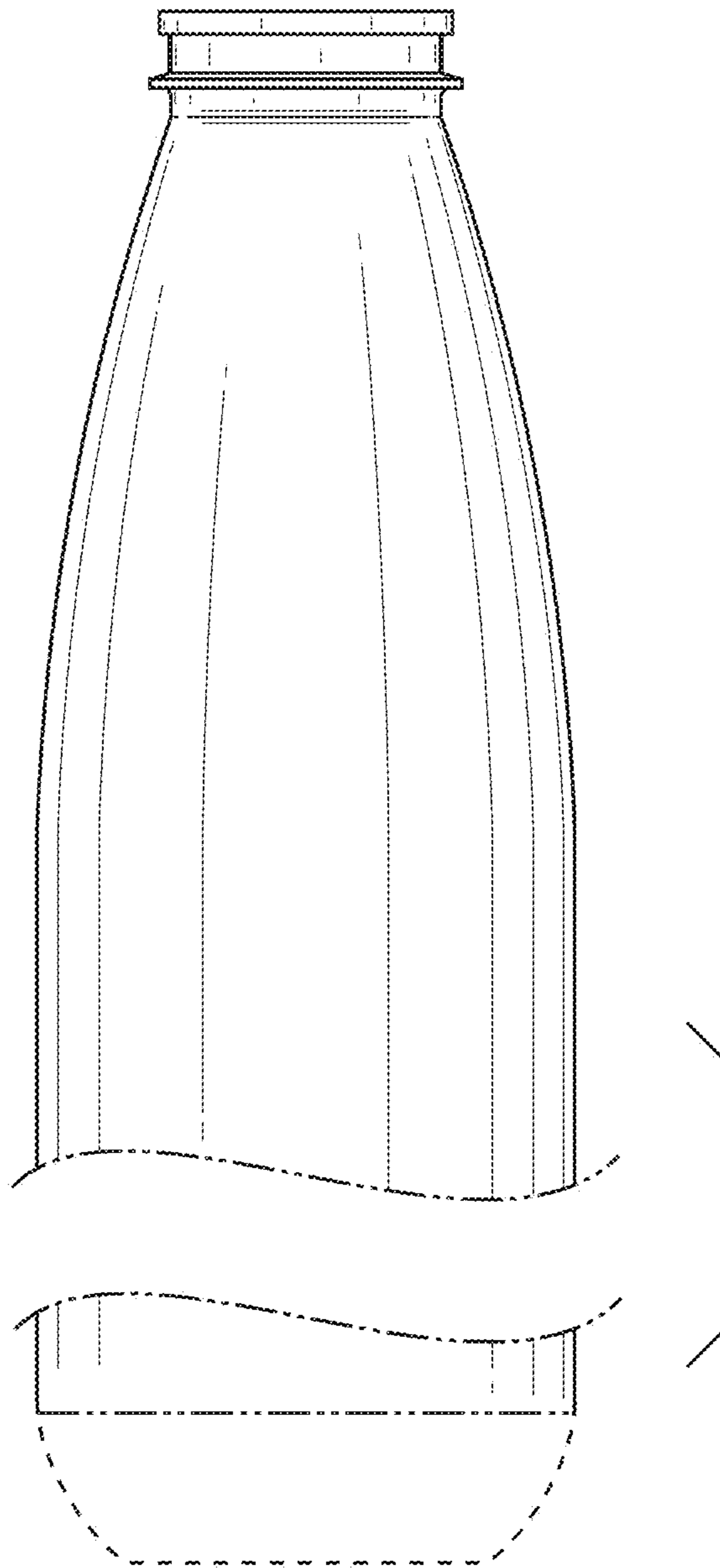


FIG. 2

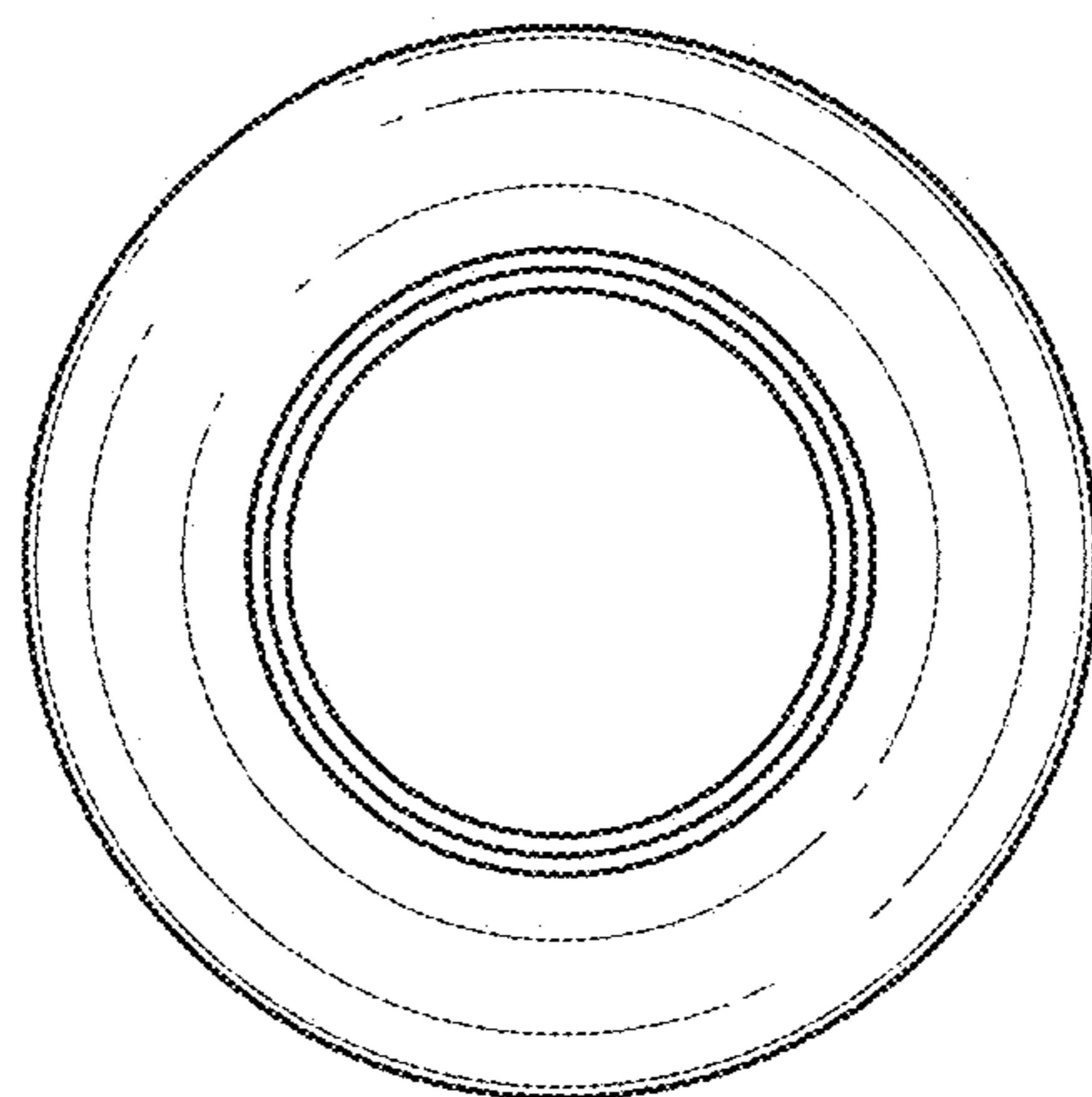


FIG. 3

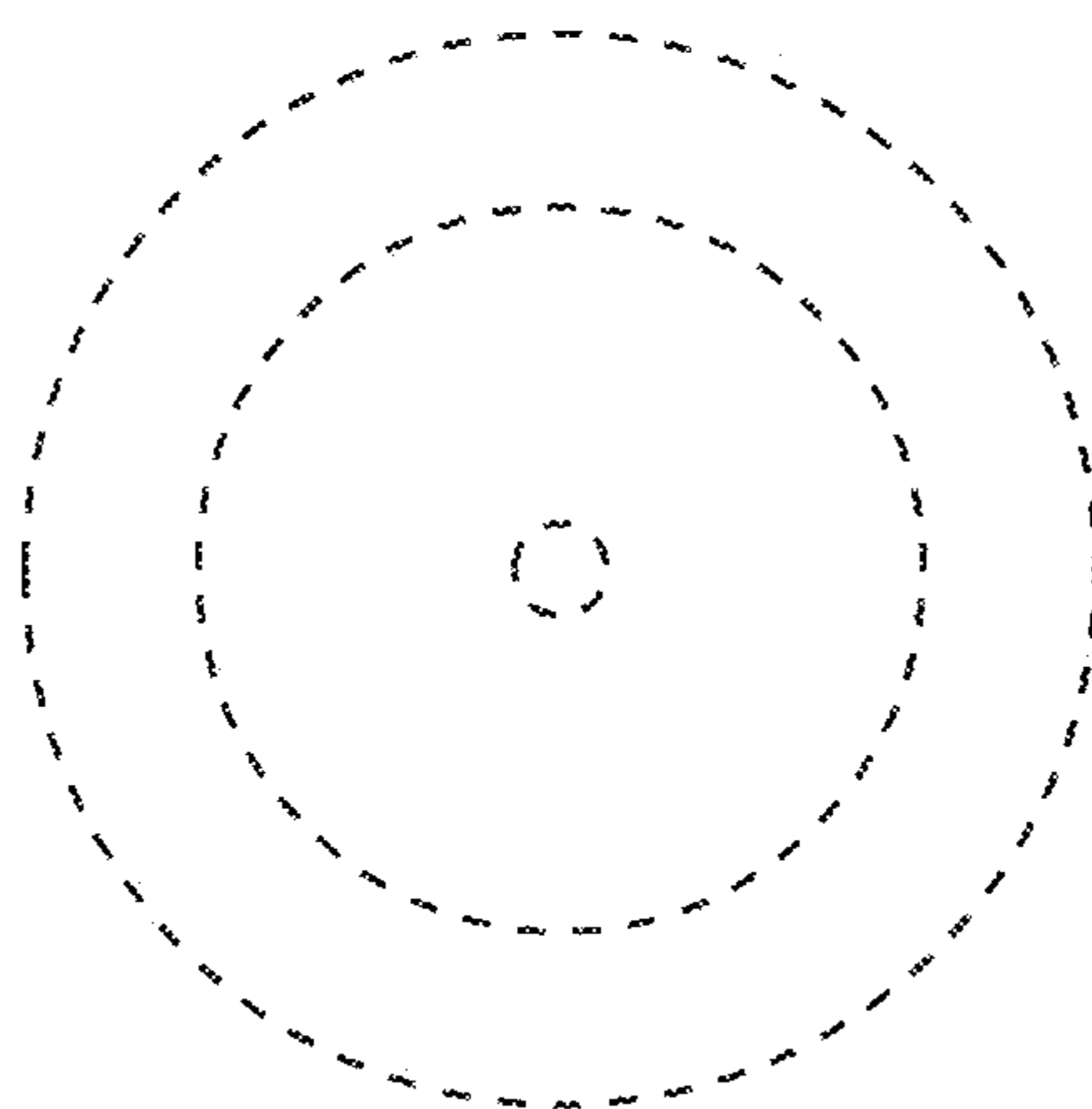


FIG. 4

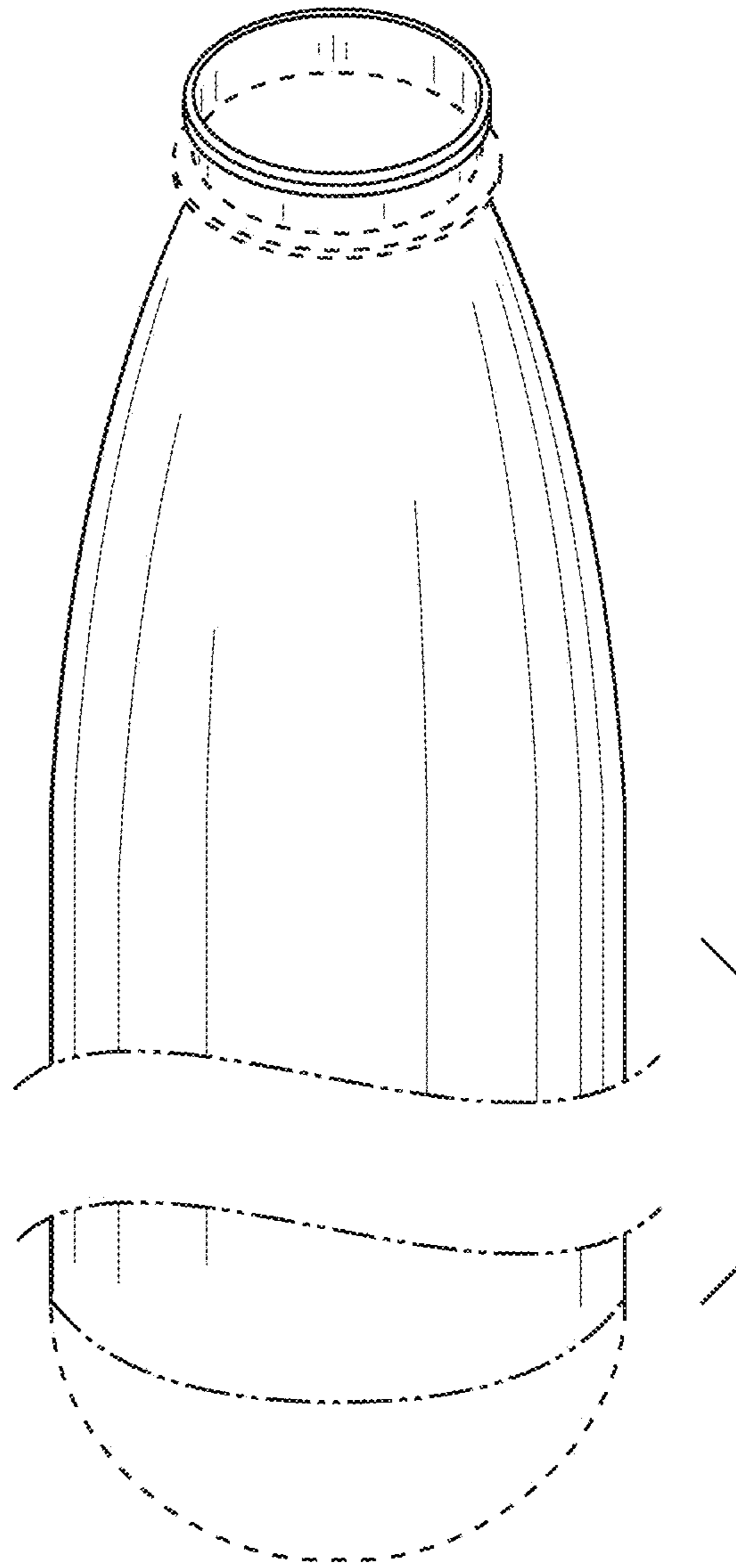


FIG. 5

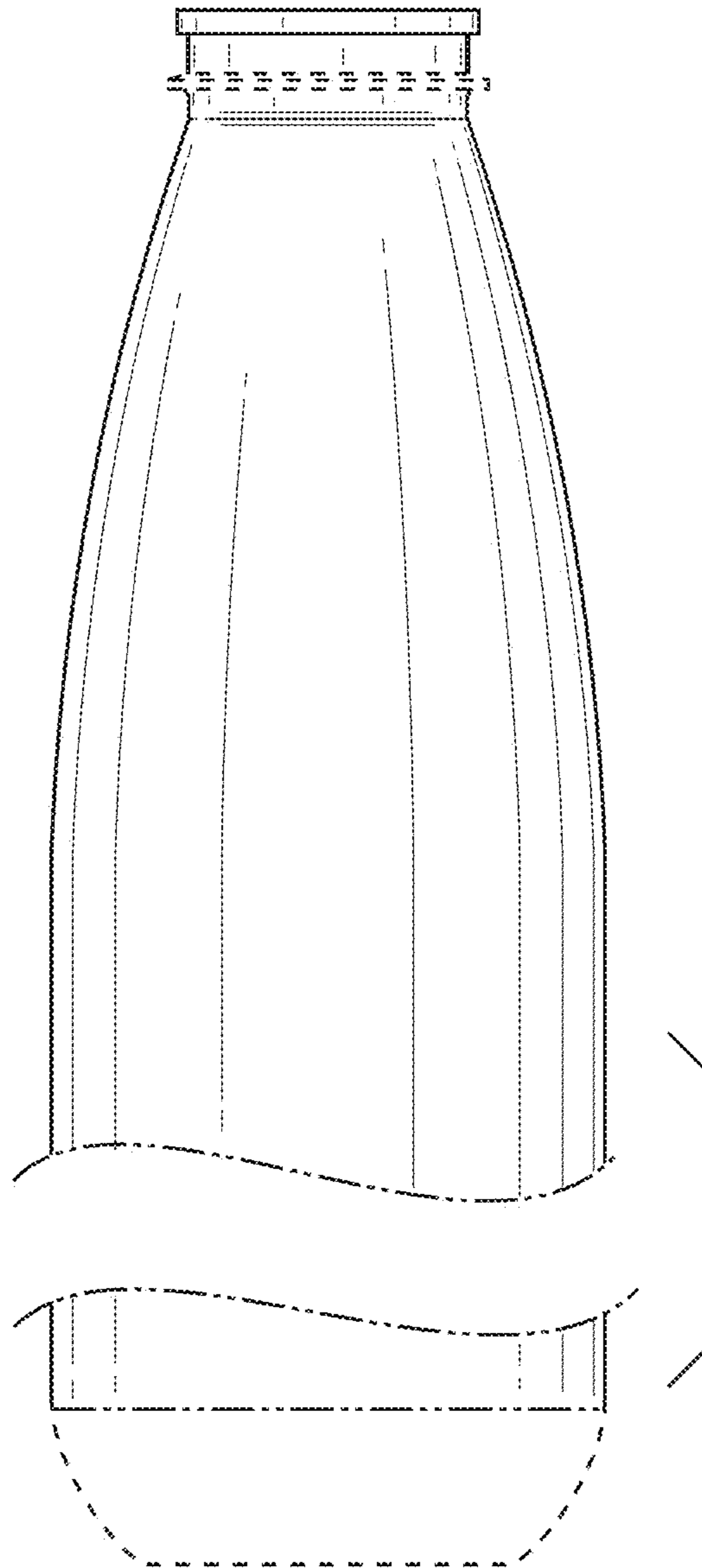


FIG. 6

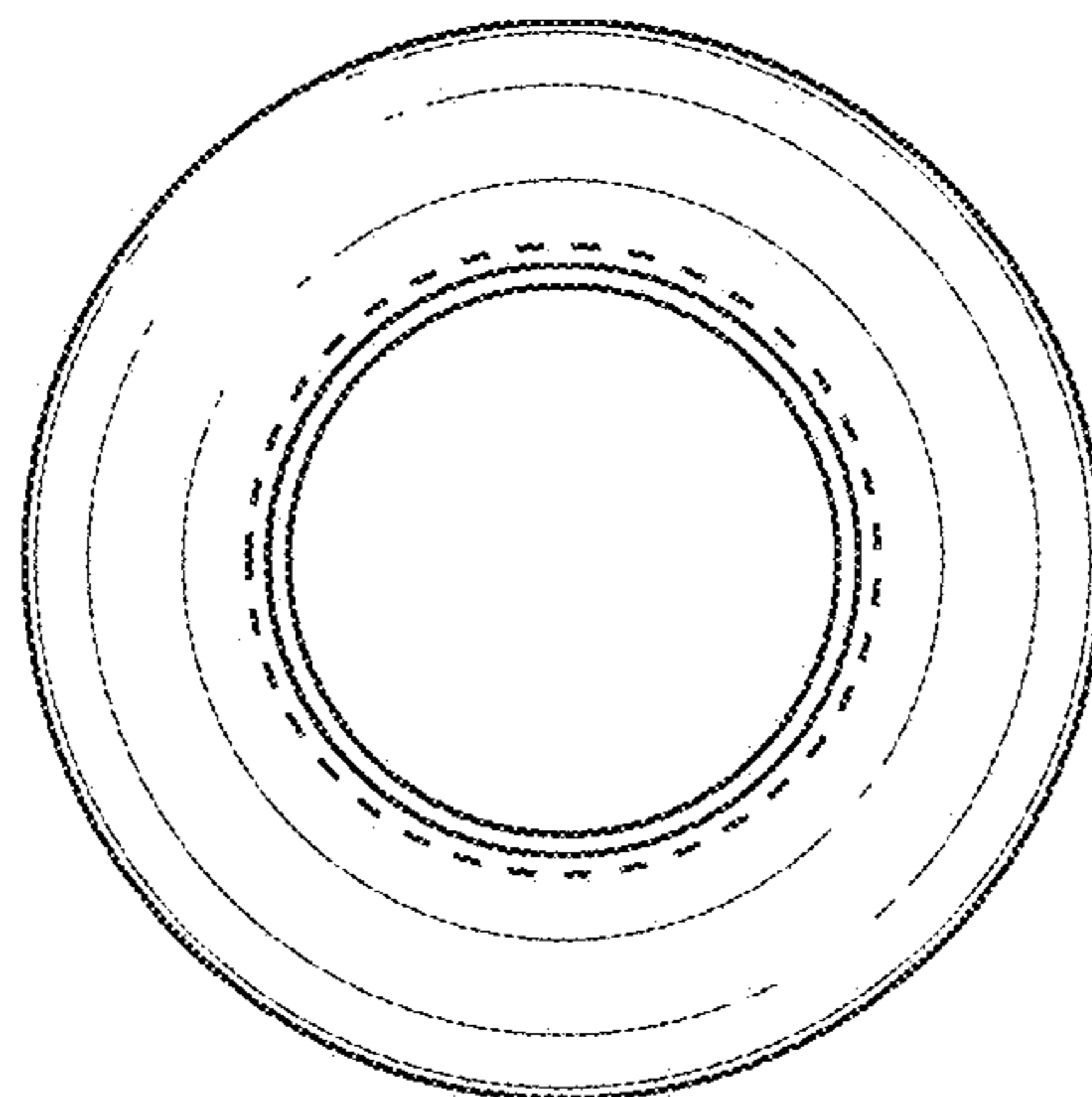


FIG. 7

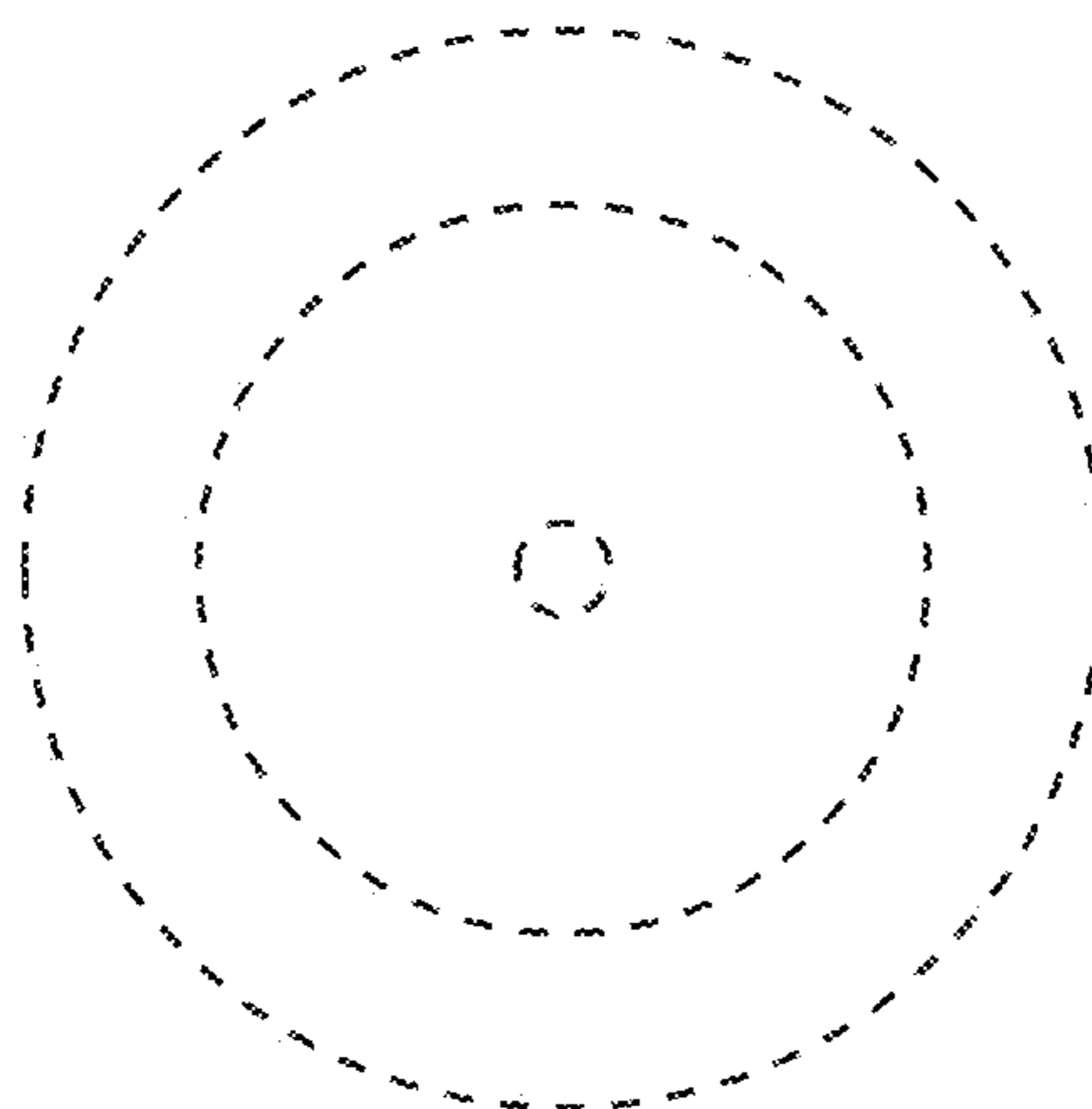


FIG. 8

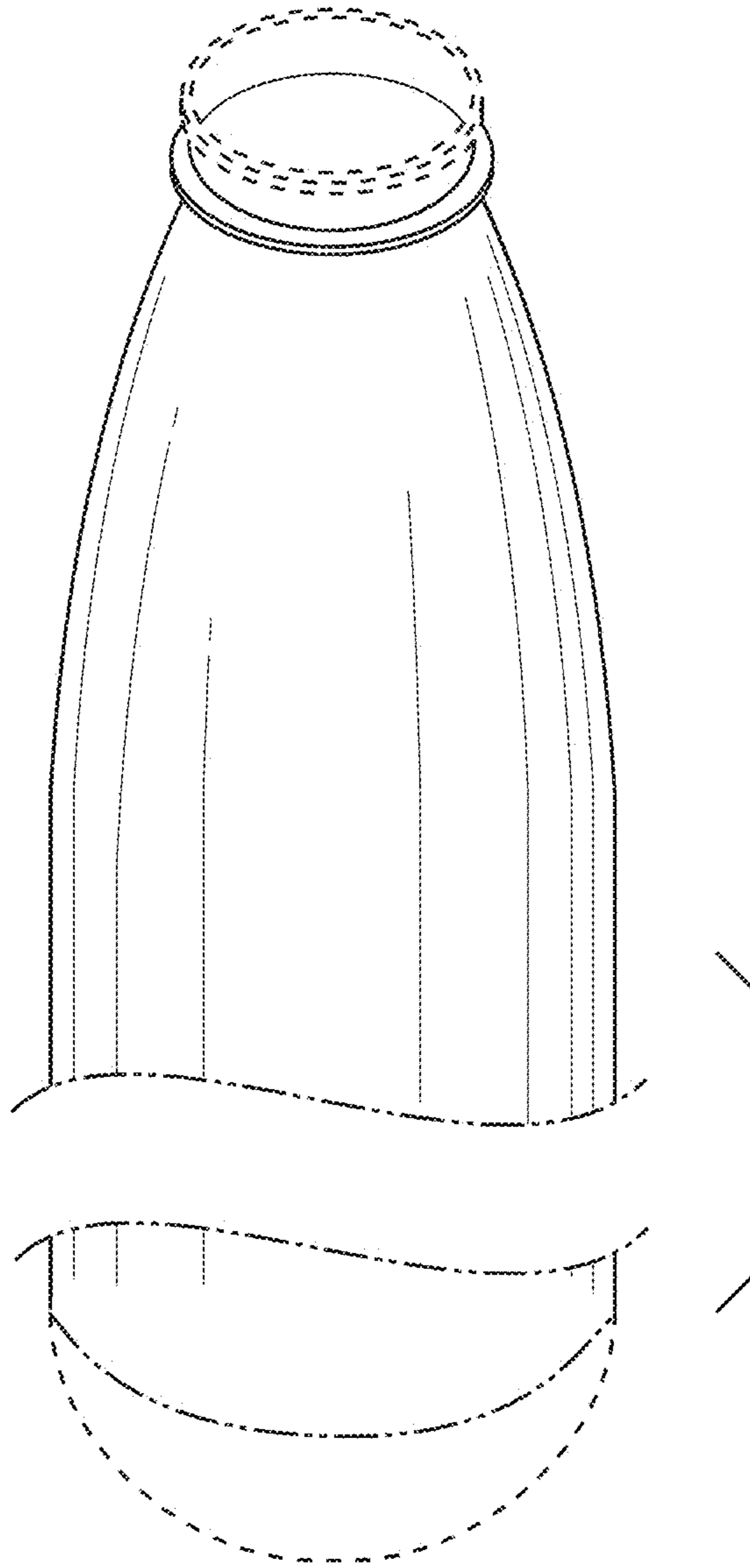


FIG. 9

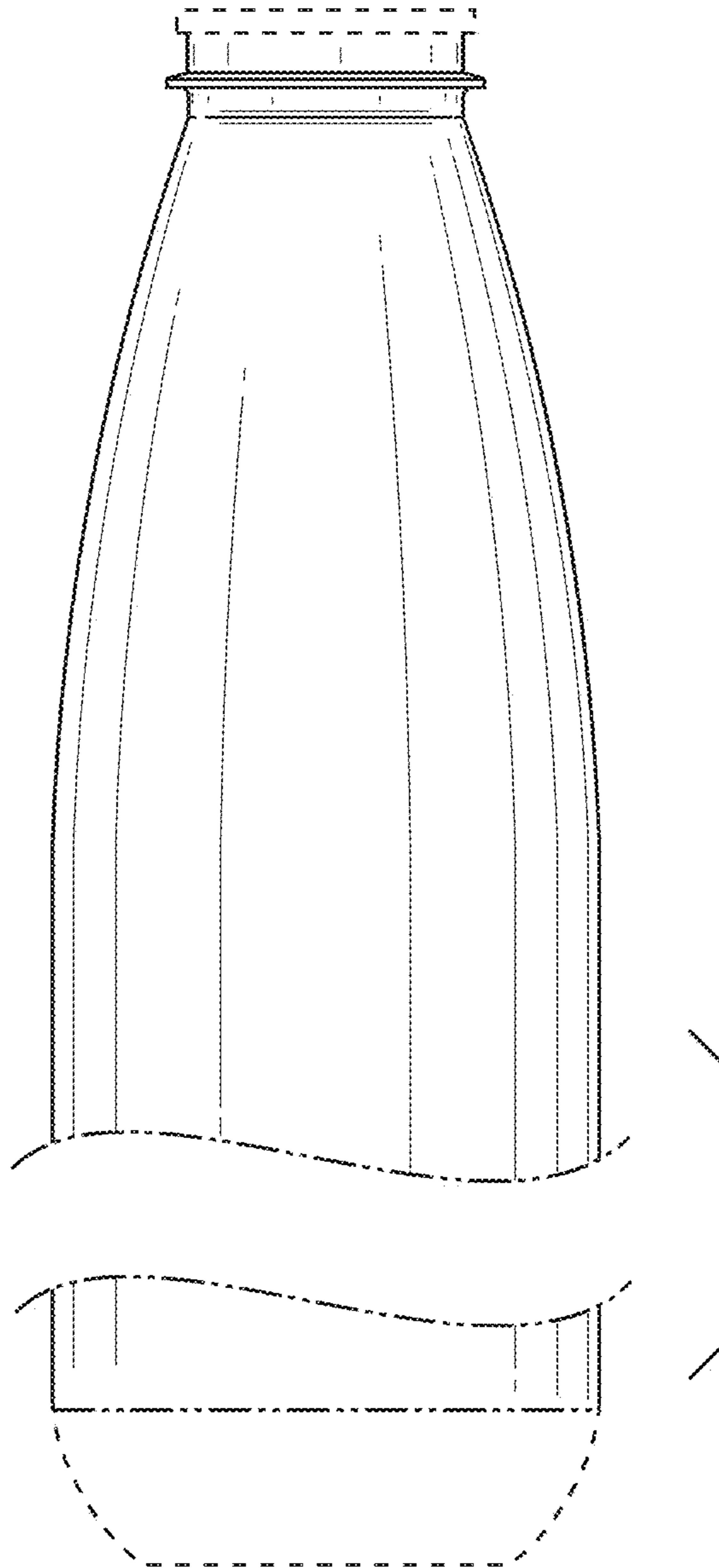


FIG. 10

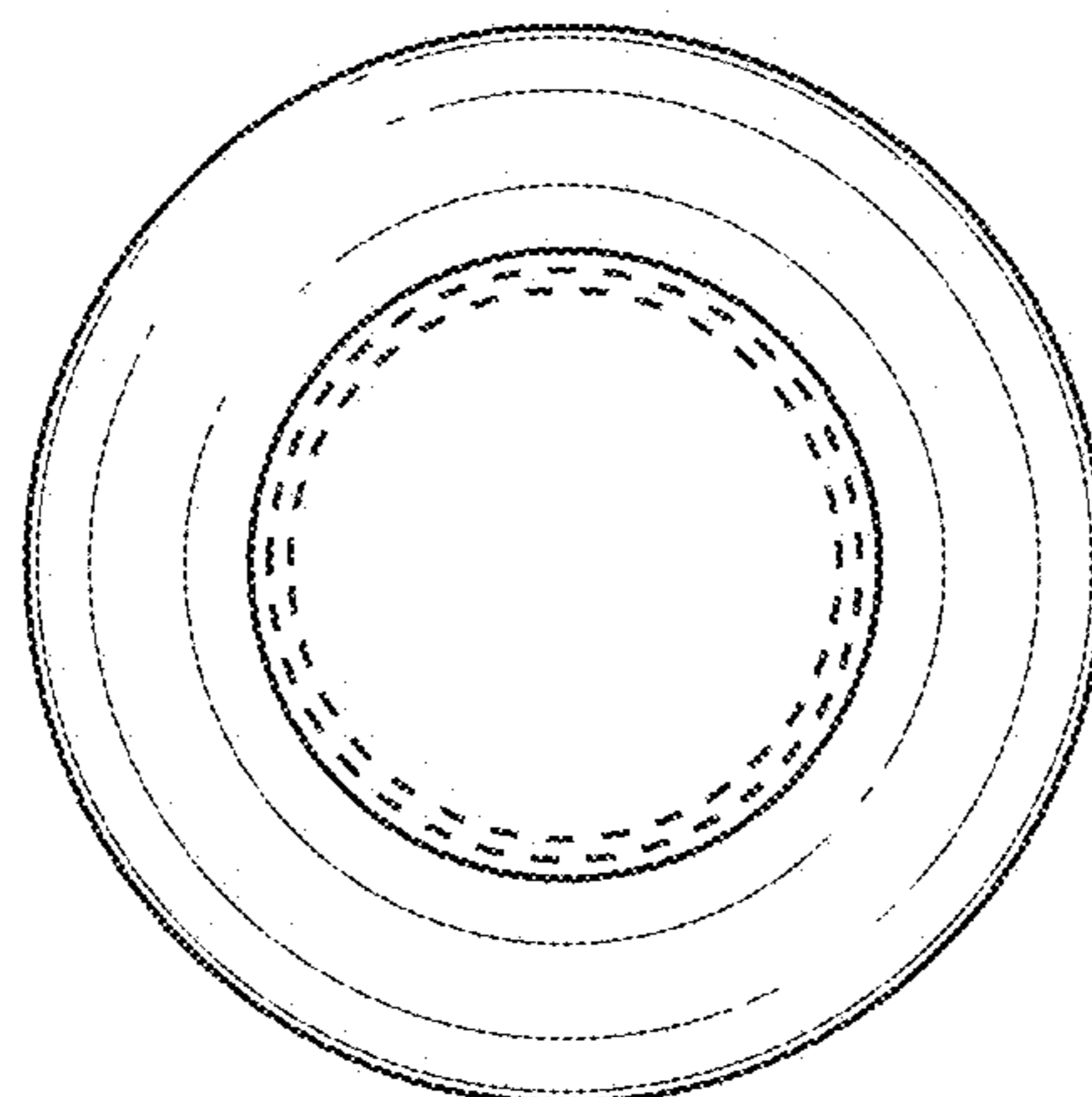


FIG. 11

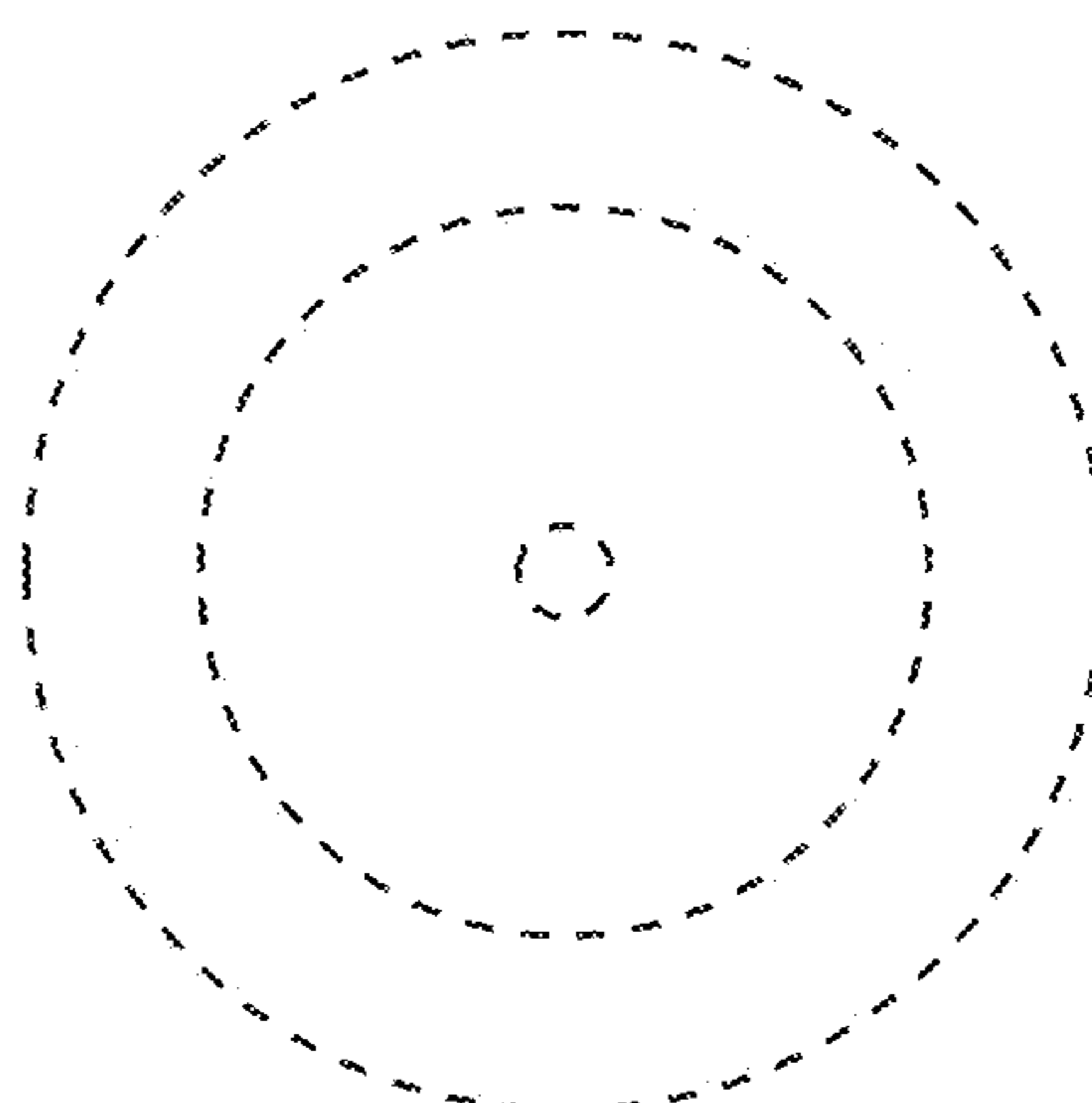


FIG. 12