

US00D760575S

(12) **United States Design Patent**
Werner

(10) **Patent No.:** **US D760,575 S**
(45) **Date of Patent:** **** Jul. 5, 2016**

(54) **LATCH**

(71) Applicant: **Richard S. Werner**, Minneapolis, MN
(US)

(72) Inventor: **Richard S. Werner**, Minneapolis, MN
(US)

(**) Term: **14 Years**

(21) Appl. No.: **29/522,156**

(22) Filed: **Mar. 27, 2015**

(51) **LOC (10) Cl.** **08-07**

(52) **U.S. Cl.**
USPC **D8/331; D8/343**

(58) **Field of Classification Search**
USPC D8/330, 331, 336, 339, 343, 349, 302,
D8/354, 499; 70/14, 19, 51, 57, 57.1, 102,
70/107, 141, 142, 262, 266, 321, 320, 322,
70/431, 465, DIG. 80; 292/32, 63, 92, 137,
292/289, 290, 292, 358, 359, DIG. 29,
292/DIG. 68, 67, 202, 235, 153, 238;
16/86.1, 86.2
CPC E05B 1/00; E05B 1/007; E05B 3/00;
E05B 3/003; E05B 5/00; E05B 9/00; E05B
9/02; E05B 7/00; E05B 15/00; E05B 17/00;
E05B 15/02; E05B 15/022
See application file for complete search history.

(56) **References Cited**

U.S. PATENT DOCUMENTS

D465,720 S * 11/2002 Persson D8/331
D492,184 S * 6/2004 Parker D8/331

D571,638 S * 6/2008 Zhu D8/343
D609,551 S * 2/2010 Gibbs D8/331
7,942,688 B2 * 5/2011 Ferderer H01R 13/62966
439/372
D649,433 S * 11/2011 Buckingham D8/331
8,061,082 B2 * 11/2011 Garries E05B 9/08
49/181
D685,251 S * 7/2013 Porat D8/331
D695,588 S * 12/2013 Cantwell D8/331
D715,130 S * 10/2014 Sayegh D8/331
D715,131 S * 10/2014 Song D8/331

* cited by examiner

Primary Examiner — Prabhakar Deshmukh

(74) *Attorney, Agent, or Firm* — Hamre, Schumann, Mueller
& Larson, P.C.

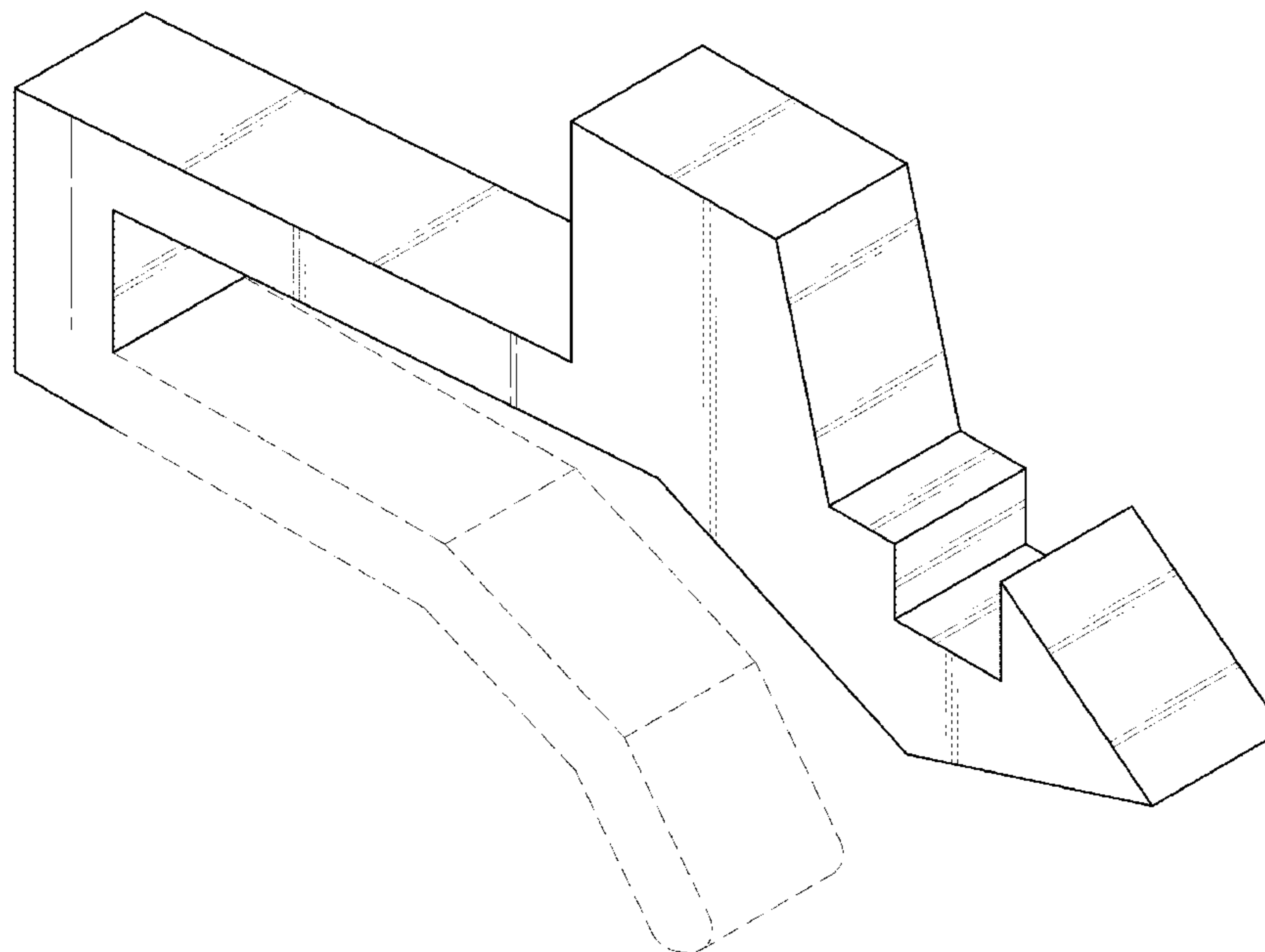
(57) **CLAIM**

The ornamental design for a latch, as shown and described.

DESCRIPTION

FIG. 1 is a perspective view of a latch showing mu new design;
FIG. 2 is a front elevational view thereof;
FIG. 3 is a top plan view thereof;
FIG. 4 is a bottom plan view thereof;
FIG. 5 is a left side elevational view thereof;
FIG. 6 is a right side elevational view thereof; and,
FIG. 7 is a front elevational view thereof, showing an alternate position of the latch.
The broken lines indicate unclaimed portions and form no part of the claimed design.

1 Claim, 5 Drawing Sheets



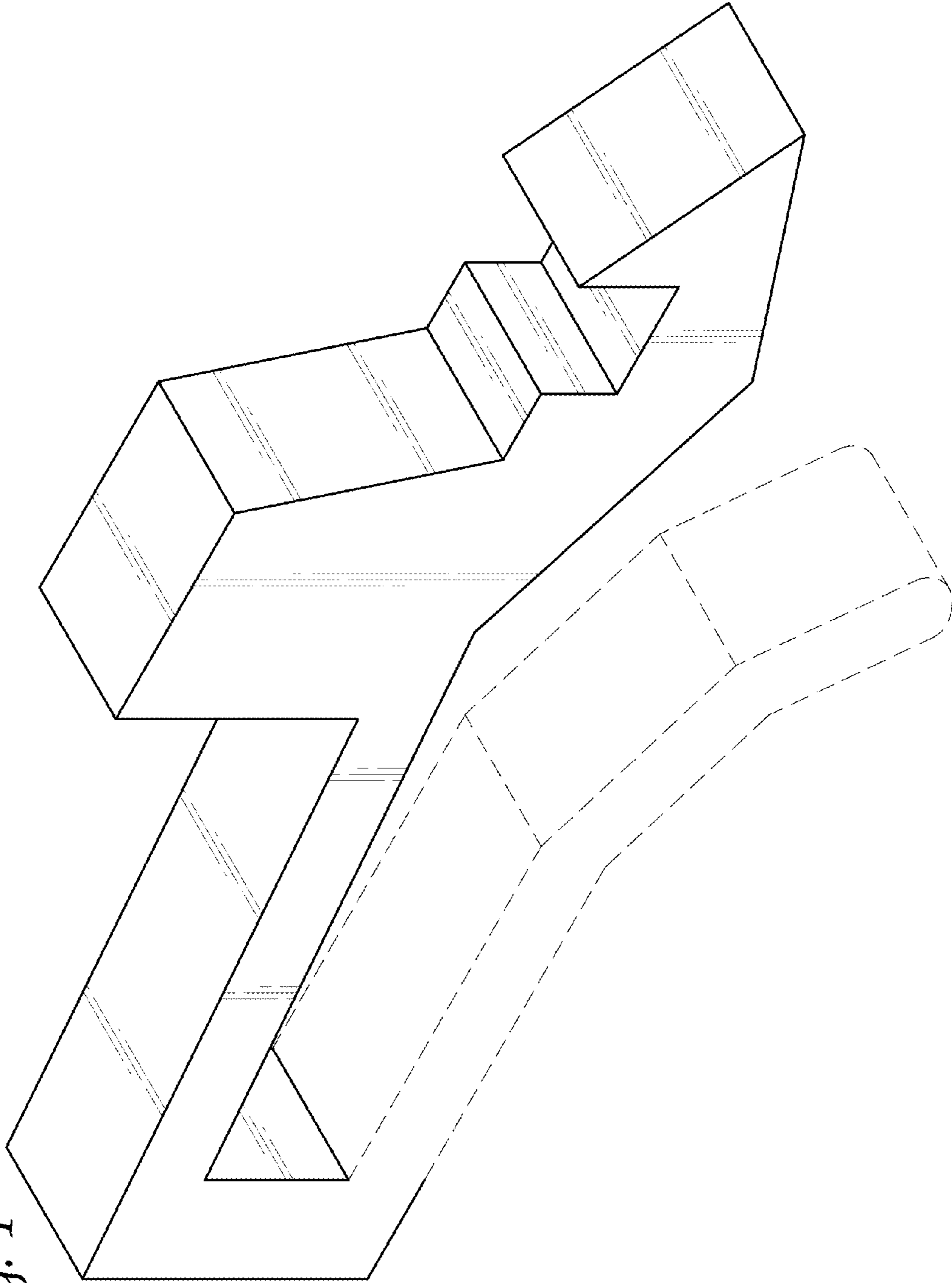


Fig. 1

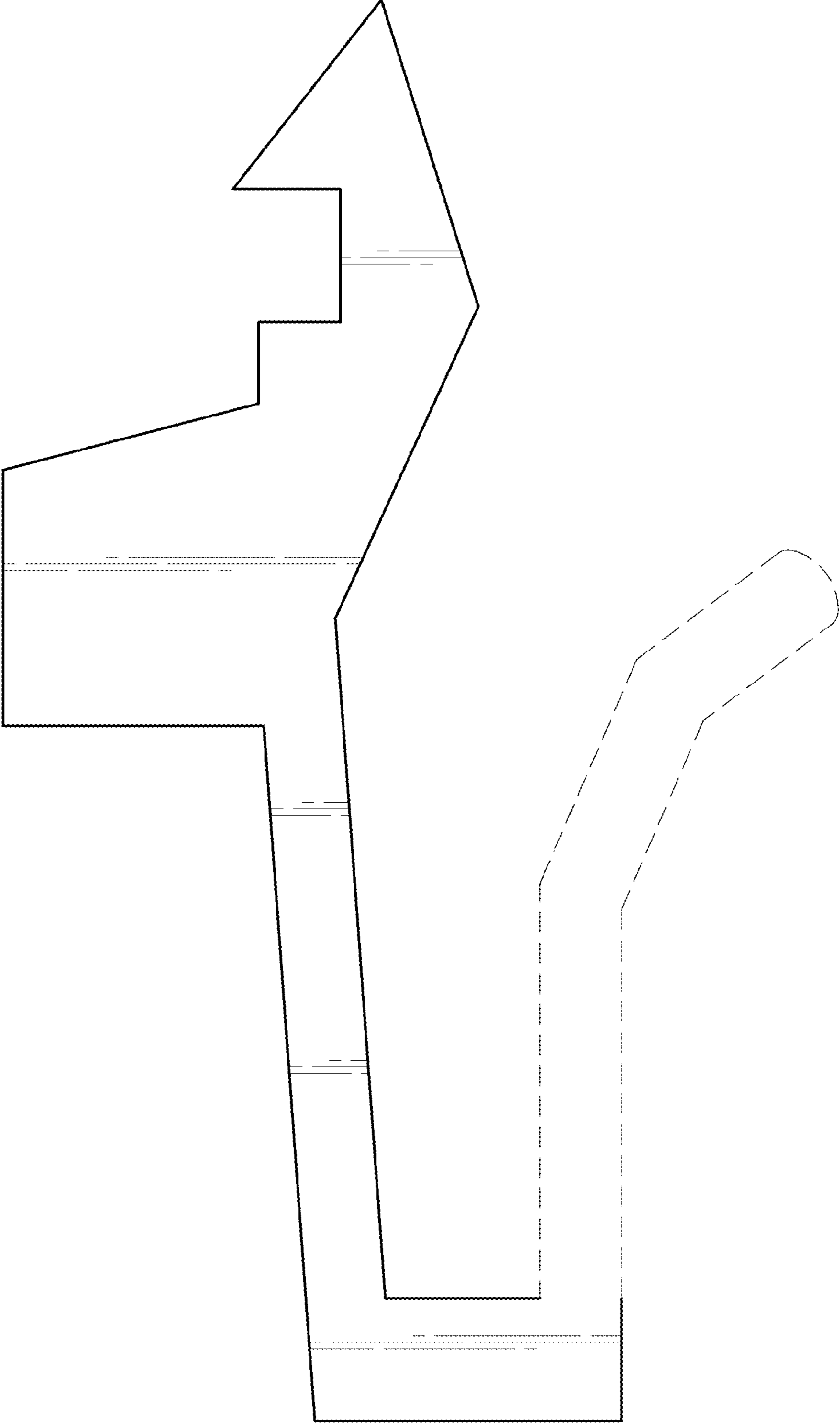


Fig. 2

Fig. 3


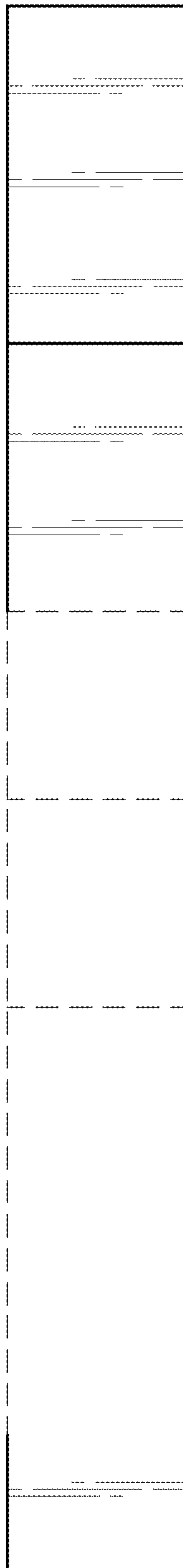


Fig. 4



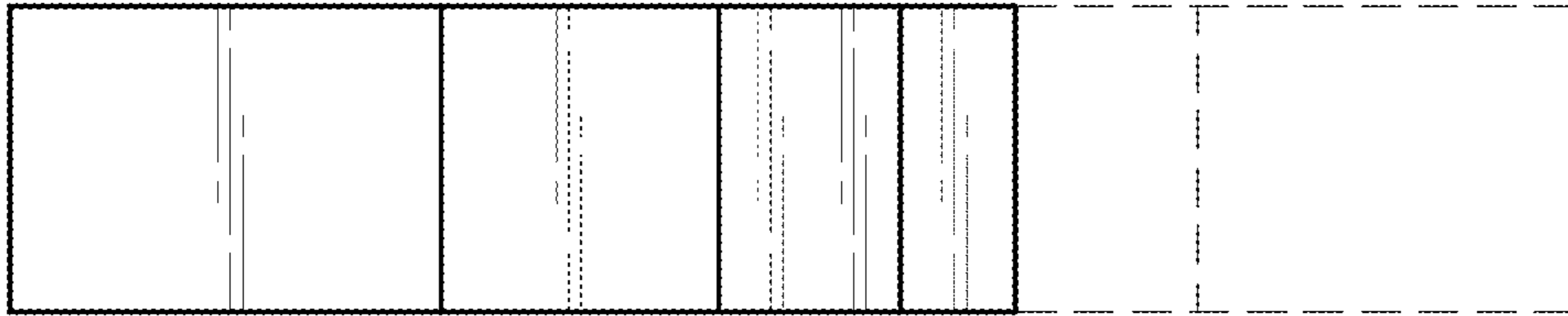


Fig. 6

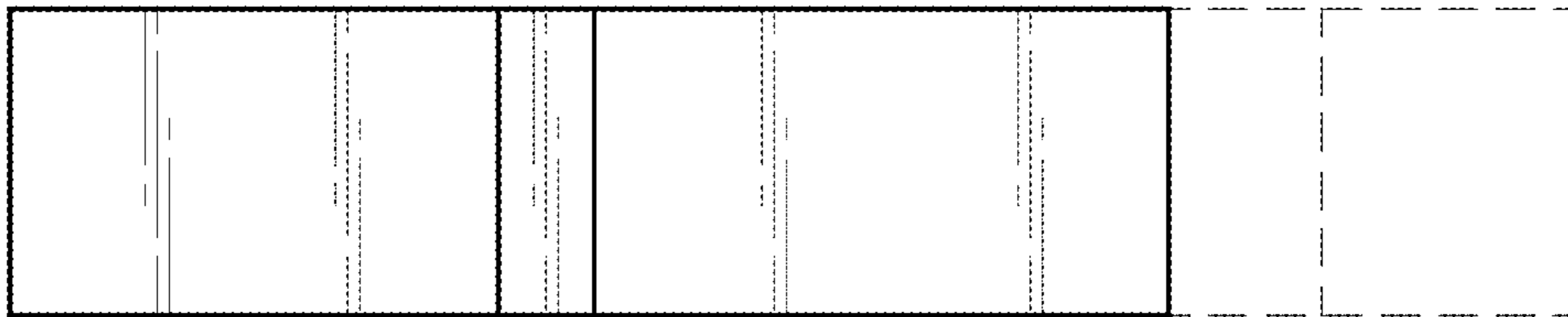


Fig. 5

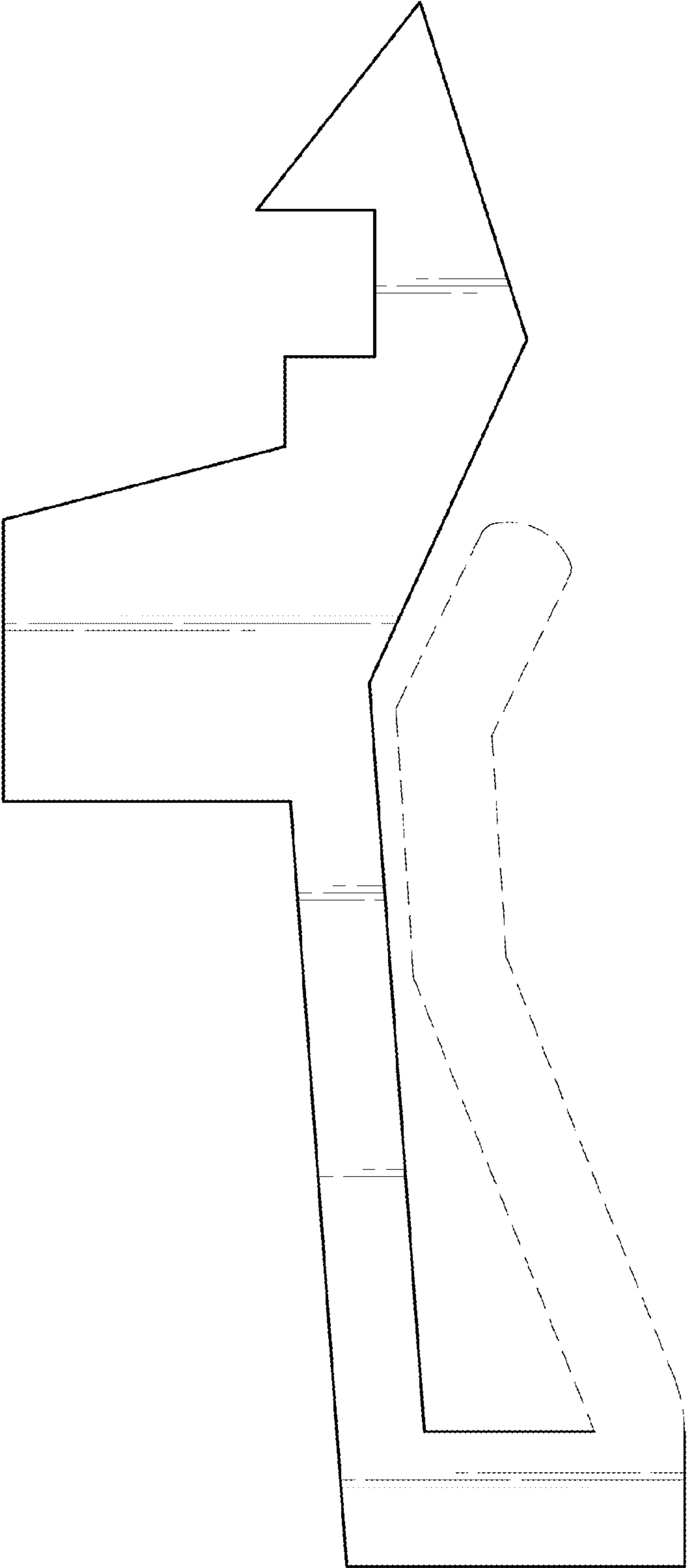


Fig. 7