

US00D760563S

(12) **United States Design Patent**
Randolph et al.

(10) **Patent No.:** **US D760,563 S**
(45) **Date of Patent:** **** Jul. 5, 2016**

- (54) **ROUND POINT BLADE**
- (71) Applicant: **The Ames Companies, Inc.**, Camp Hill, PA (US)
- (72) Inventors: **David Randolph**, State College, PA (US); **James M. Wagner**, Lewistown, PA (US); **Cloyd R. Shawver**, Lewistown, PA (US); **Jeff Koenig**, Mechanicsburg, PA (US)
- (73) Assignee: **The Ames Companies, Inc.**, Camp Hill, PA (US)
- (**) Term: **14 Years**
- (21) Appl. No.: **29/499,367**
- (22) Filed: **Aug. 14, 2014**

| | | | |
|----------------|---------|---------------------------|----------------------|
| D596,470 S | 7/2009 | Greenly | |
| D601,867 S | 10/2009 | Carroll | |
| D602,751 S * | 10/2009 | Boies | D8/10 |
| D604,128 S | 11/2009 | Carroll | |
| D617,615 S * | 6/2010 | Randolph | D8/10 |
| D626,389 S * | 11/2010 | Randolph | D8/10 |
| D628,452 S * | 12/2010 | Randolph | D8/10 |
| D634,996 S | 3/2011 | Randolph et al. | |
| D653,510 S * | 2/2012 | Huff | D8/10 |
| D665,637 S * | 8/2012 | Baker | D8/10 |
| D673,017 S * | 12/2012 | Jusidman-Rubinstein | D8/10 |
| D688,540 S * | 8/2013 | Sheinberg Frenkel | D8/10 |
| D688,541 S * | 8/2013 | Frenkel | D8/10 |
| D699,086 S * | 2/2014 | Christopher | D8/10 |
| D699,527 S * | 2/2014 | Randolph | D8/10 |
| D699,528 S * | 2/2014 | Randolph | D8/10 |
| D699,529 S * | 2/2014 | Randolph | D8/10 |
| 8,708,382 B2 * | 4/2014 | Hernandez | G01V 3/088 294/49 |
| D710,664 S * | 8/2014 | Licciardello, Jr. | D8/10 |
| D712,219 S * | 9/2014 | Randolph | D8/10 |

* cited by examiner

Related U.S. Application Data

- (63) Continuation of application No. 29/455,019, filed on May 16, 2013, now Pat. No. Des. 712,219.
- (51) **LOC (10) Cl.** **08-01**
- (52) **U.S. Cl.**
USPC **D8/10**
- (58) **Field of Classification Search**
USPC D8/1, 10, 107; 294/49, 53.5, 54.5, 51, 294/58, 56, 57, 55.5; 56/400.1
CPC A01B 11/00; A01B 1/02; A01B 1/026; A01B 1/028; A01B 1/04
See application file for complete search history.

Primary Examiner — Sheryl Lane

(74) *Attorney, Agent, or Firm* — Brooks Kushman P.C.

(57) **CLAIM**

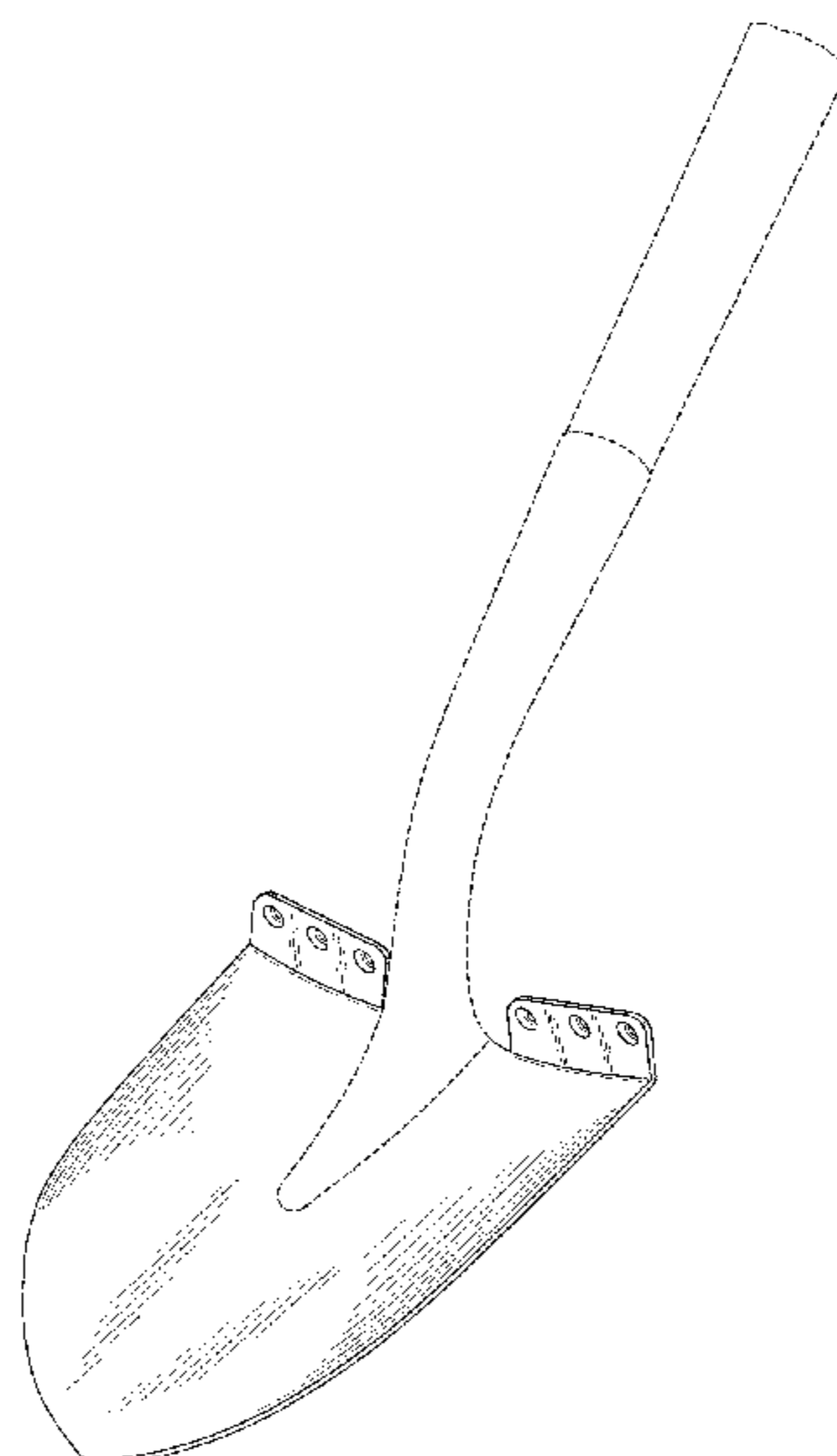
The ornamental design for a round point blade, as shown and described.

DESCRIPTION

FIG. 1 is an isometric view of the round point blade;
 FIG. 2 is a top view of the round point blade;
 FIG. 3 is a bottom view of the round point blade;
 FIG. 4 is a right view of the round point blade;
 FIG. 5 is a left view of the round point blade;
 FIG. 6 is a front view of the round point blade; and,
 FIG. 7 is a back view of the round point blade.
 The broken lines in the drawings depict environmental subject matter only and form no part of the claimed design.

- (56) **References Cited**
U.S. PATENT DOCUMENTS
- D388,292 S 12/1997 Rich et al.
- D397,279 S 8/1998 Rich et al.
- D534,045 S 12/2006 Fortier

1 Claim, 6 Drawing Sheets



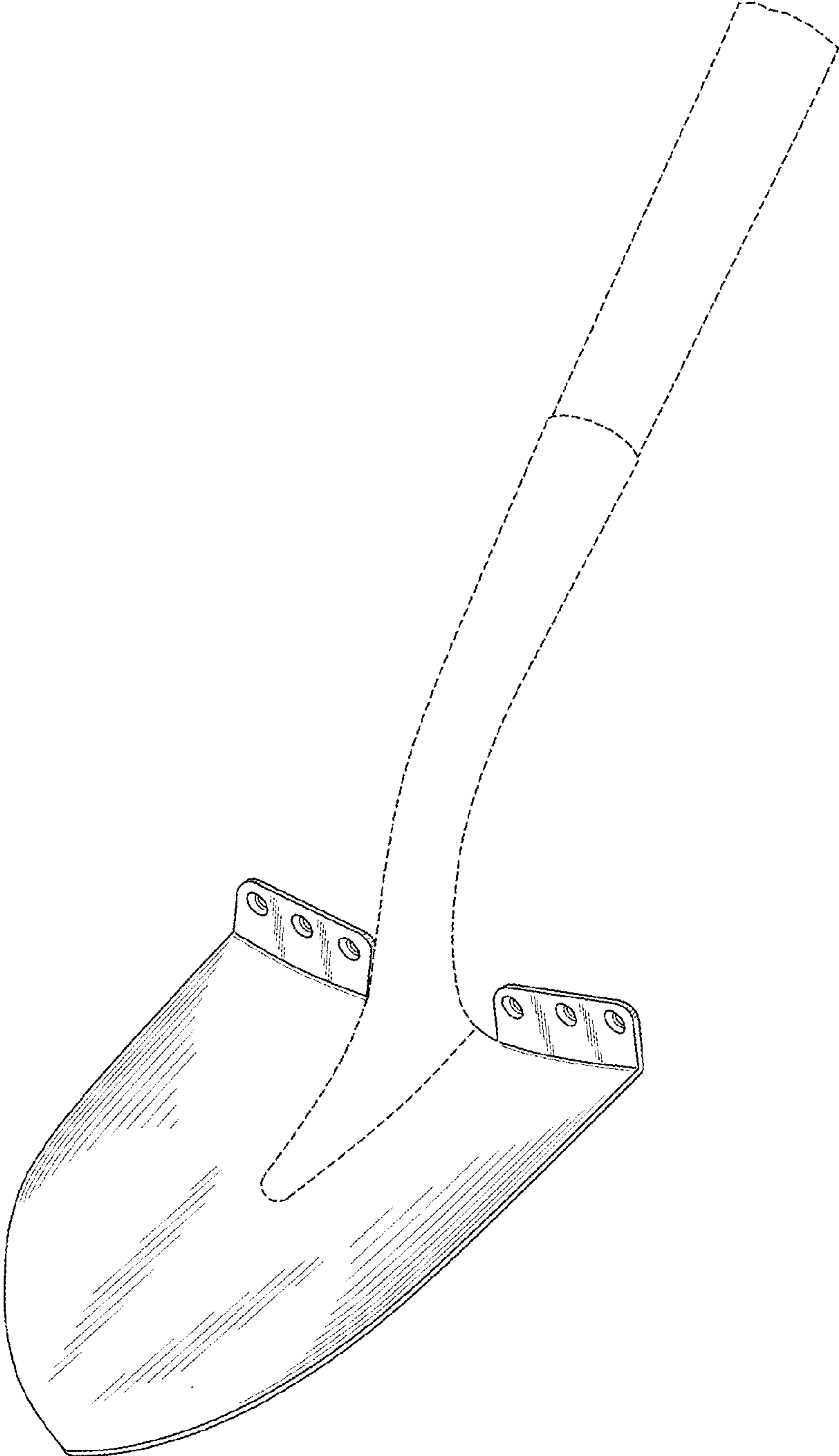


FIG. 1

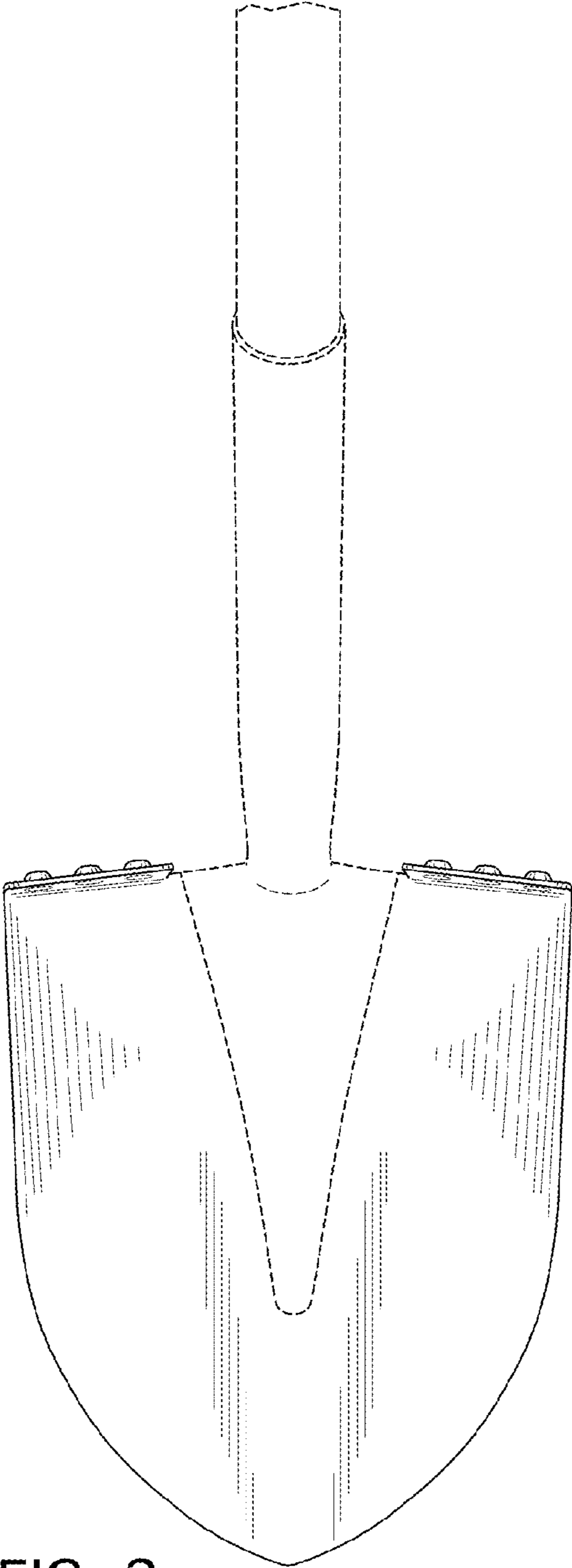


FIG. 2

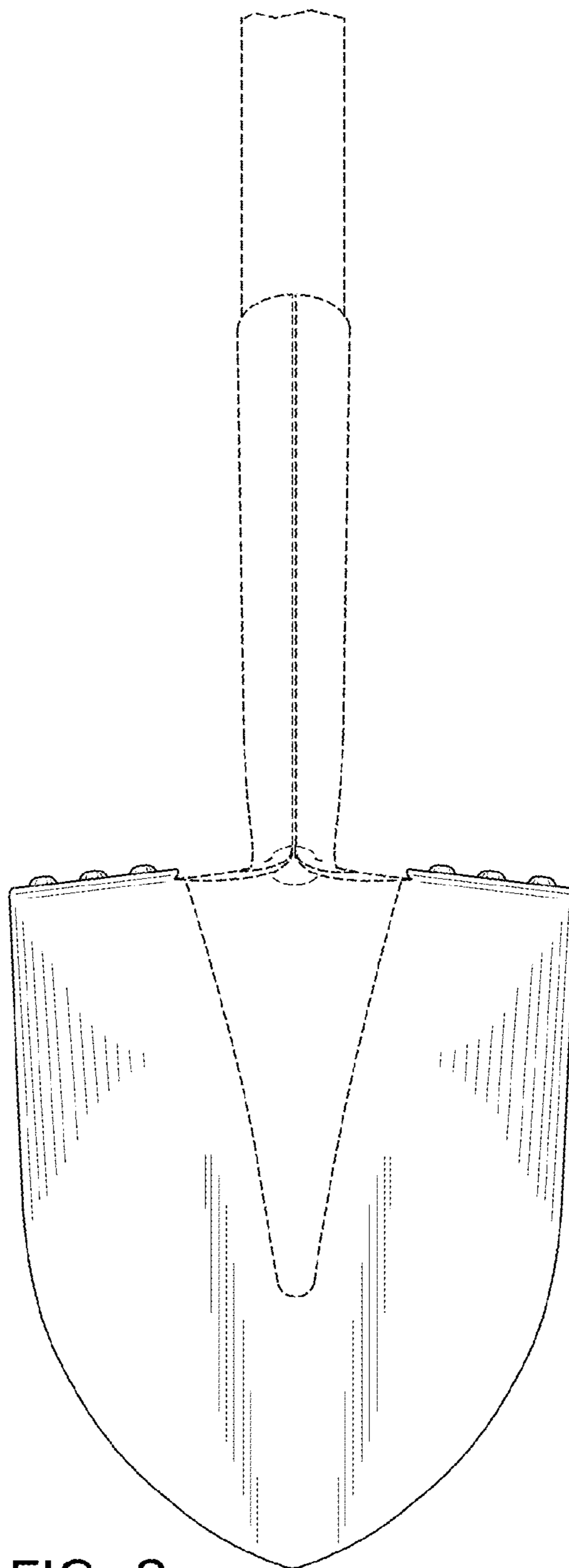
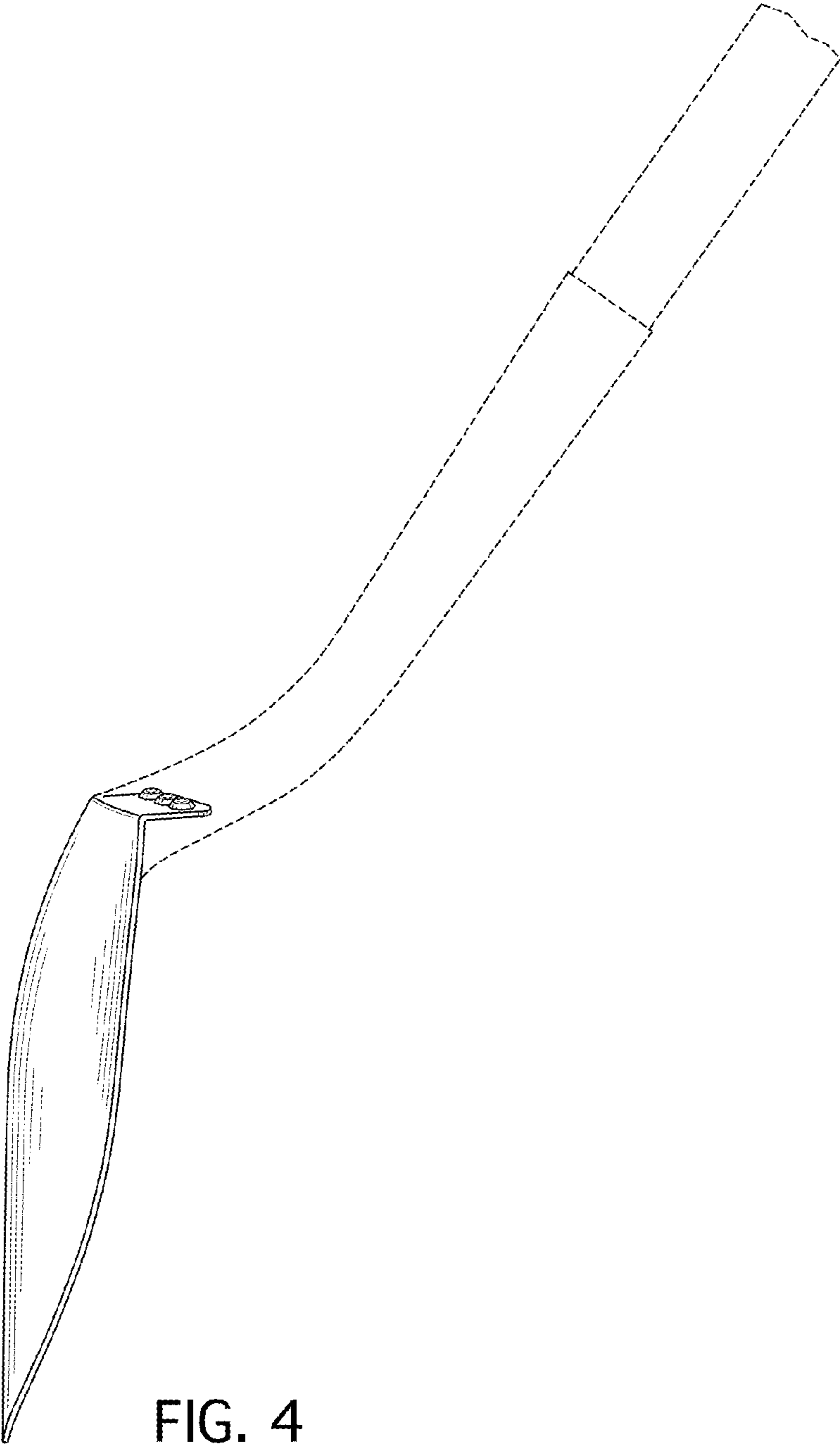


FIG. 3



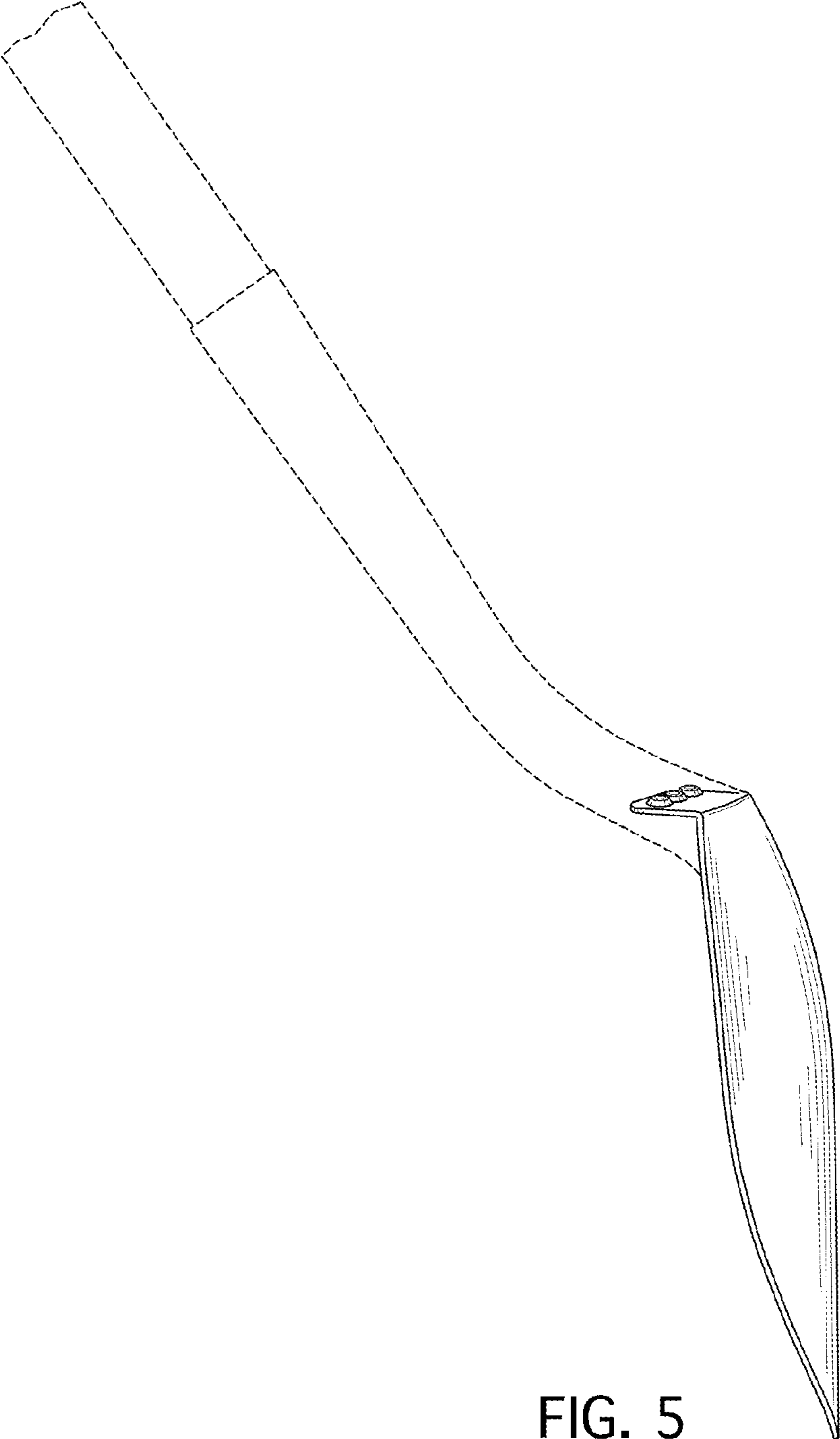


FIG. 5

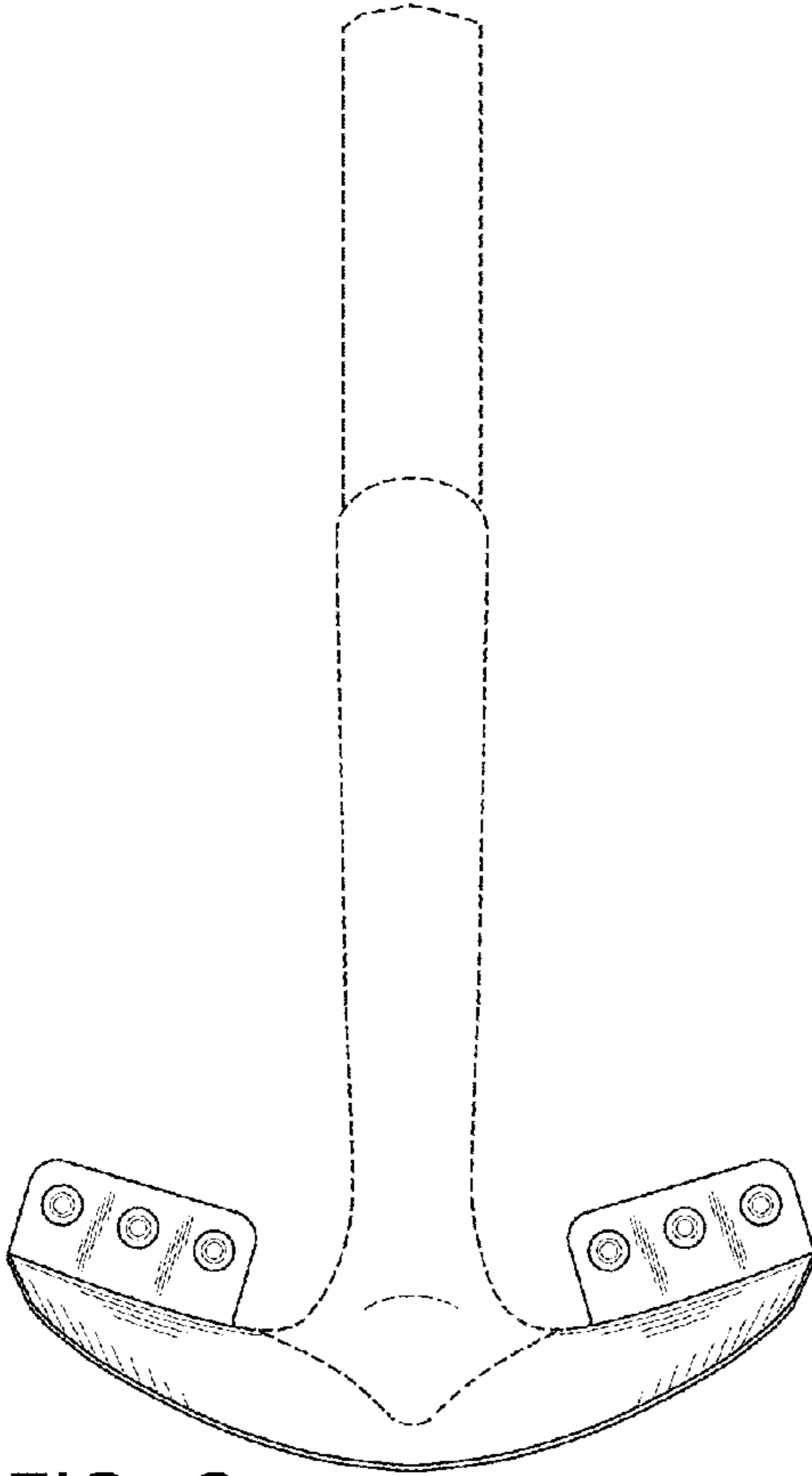


FIG. 6

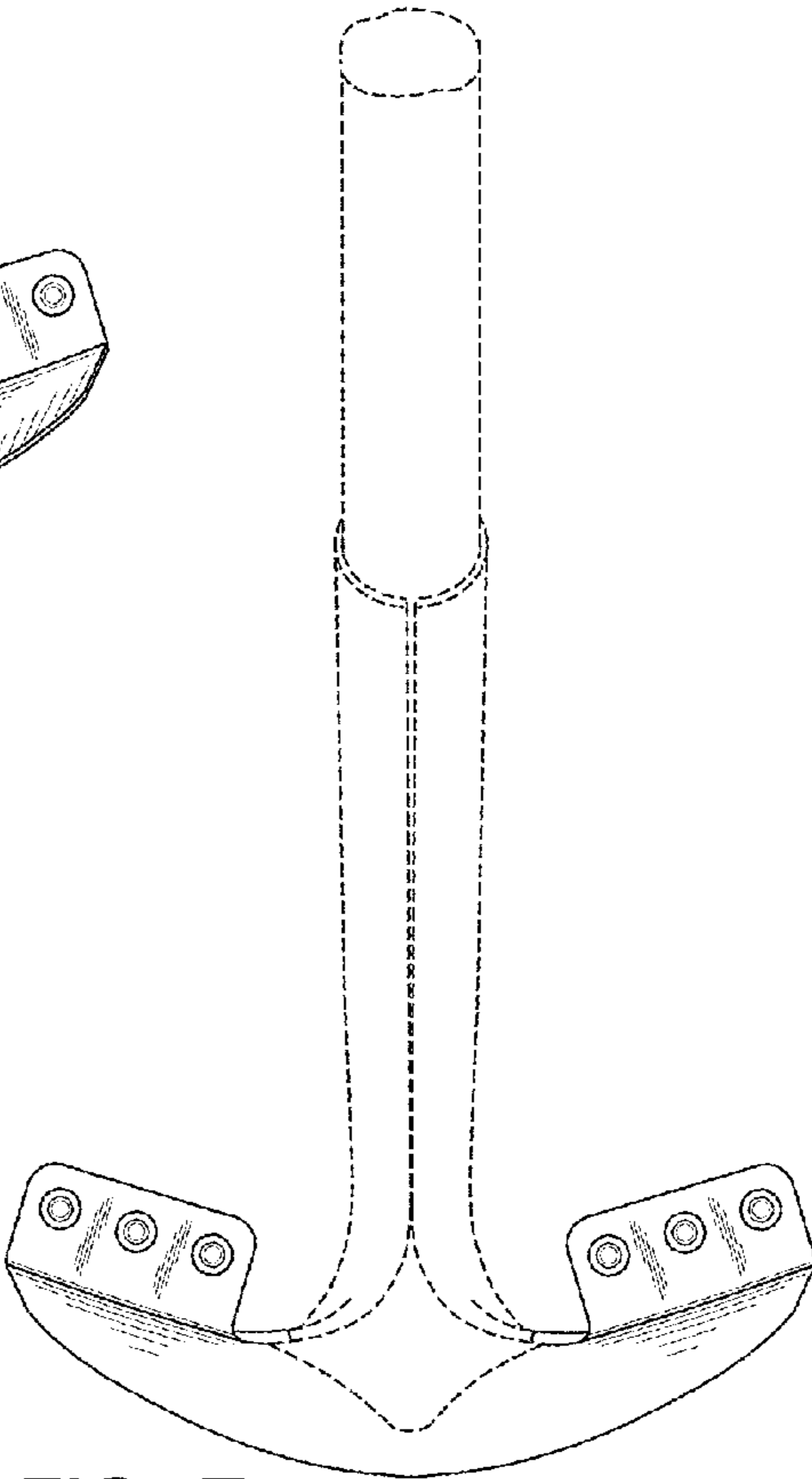


FIG. 7