



US00D760557S

(12) **United States Design Patent**  
**Schuler et al.**

(10) **Patent No.:** **US D760,557 S**  
(45) **Date of Patent:** **\*\* Jul. 5, 2016**

(54) **PIZZA CUTTER**

(71) Applicant: **Bradshaw International, Inc.**, Rancho Cucamonga, CA (US)

(72) Inventors: **Troy Schuler**, Rancho Cucamonga, CA (US); **Philippe De La Coussaye**, Annecy-le-Vieux (FR)

(73) Assignee: **Bradshaw International, Inc.**, Rancho Cucamonga, CA (US)

(\*\*) Term: **14 Years**

(21) Appl. No.: **29/500,624**

(22) Filed: **Aug. 27, 2014**

(51) **LOC (10) Cl.** ..... **07-06**

(52) **U.S. Cl.**  
USPC ..... **D7/694**

(58) **Field of Classification Search**  
USPC ..... D7/383, 694; D8/98; 30/276, 292, 306, 30/307, 319, 347; 83/56, 698.42  
CPC ..... B26B 25/005; A47J 17/02; B26D 7/2621  
See application file for complete search history.

(56) **References Cited**

**U.S. PATENT DOCUMENTS**

D448,611 S \* 10/2001 Ancona et al. .... D7/395  
D461,380 S \* 8/2002 Law ..... D7/694  
D501,122 S \* 1/2005 Lee ..... D7/694

D737,638 S \* 9/2015 Roberts et al. .... D7/694  
2005/0188545 A1 \* 9/2005 Poteet ..... 30/340  
2008/0010838 A1 \* 1/2008 Kortleven et al. .... 30/319  
2009/0223068 A1 \* 9/2009 Sawhney et al. .... 30/319  
2010/0037787 A1 \* 2/2010 Eide et al. .... 99/538  
2011/0192034 A1 \* 8/2011 Holcomb et al. .... 30/138

**OTHER PUBLICATIONS**

Amazon, T-fal Excite Tritan Pizza Cutter Wheel, [visited on: Nov. 16, 2015], [URL: [http://www.amazon.com/T-fal-Excite-Tritan-Pizza-Cutter/dp/B00OFLPIKC/ref=sr\\_1\\_1?ie=UTF8&qid=1446838875&sr=8-1&keywords=T-Fal+Ingenio+Tritan+Pizza+Wheel](http://www.amazon.com/T-fal-Excite-Tritan-Pizza-Cutter/dp/B00OFLPIKC/ref=sr_1_1?ie=UTF8&qid=1446838875&sr=8-1&keywords=T-Fal+Ingenio+Tritan+Pizza+Wheel)].\*

\* cited by examiner

*Primary Examiner* — Thomas Johannes  
*Assistant Examiner* — S. Bryan Reinholdt, Jr.  
(74) *Attorney, Agent, or Firm* — The Webb Law Firm

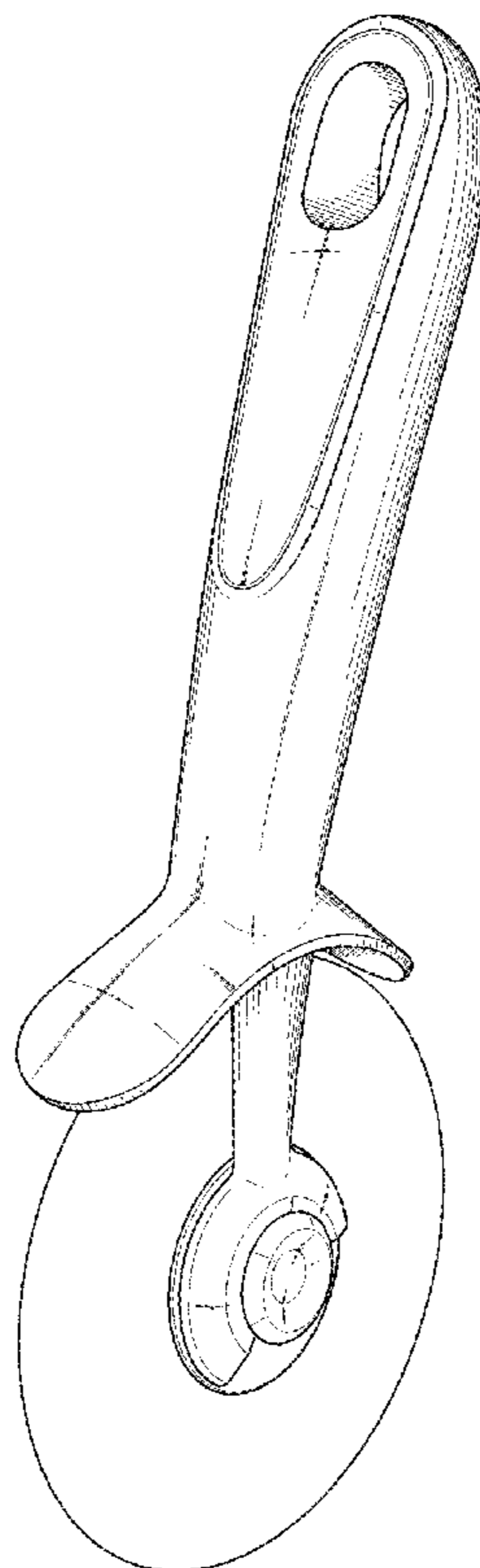
(57) **CLAIM**

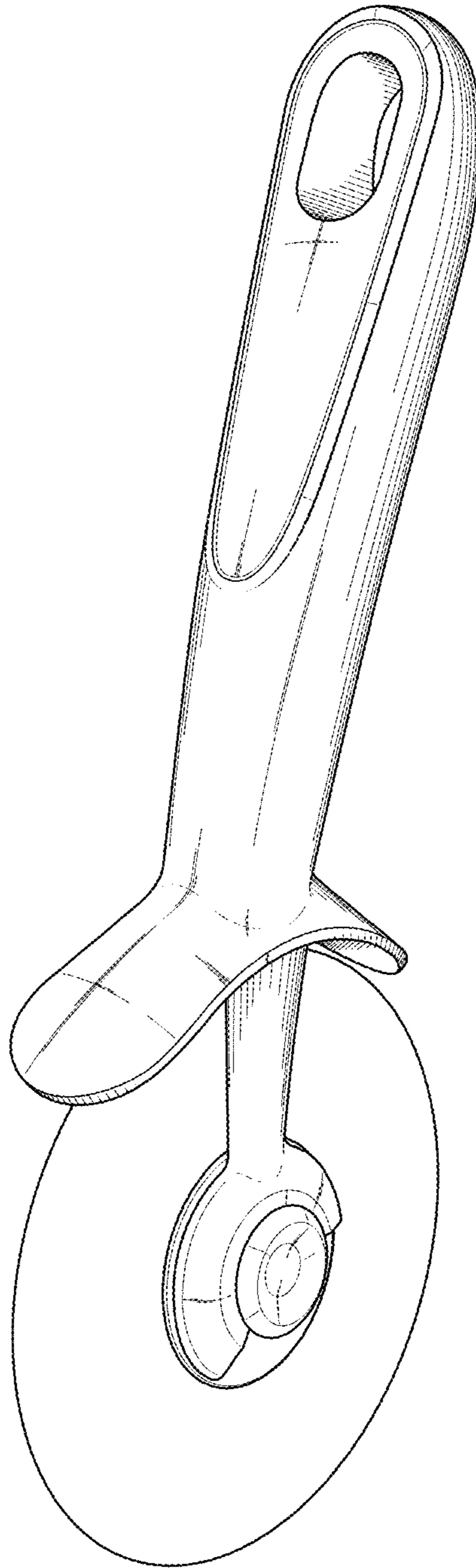
The ornamental design for a pizza cutter, as shown and described.

**DESCRIPTION**

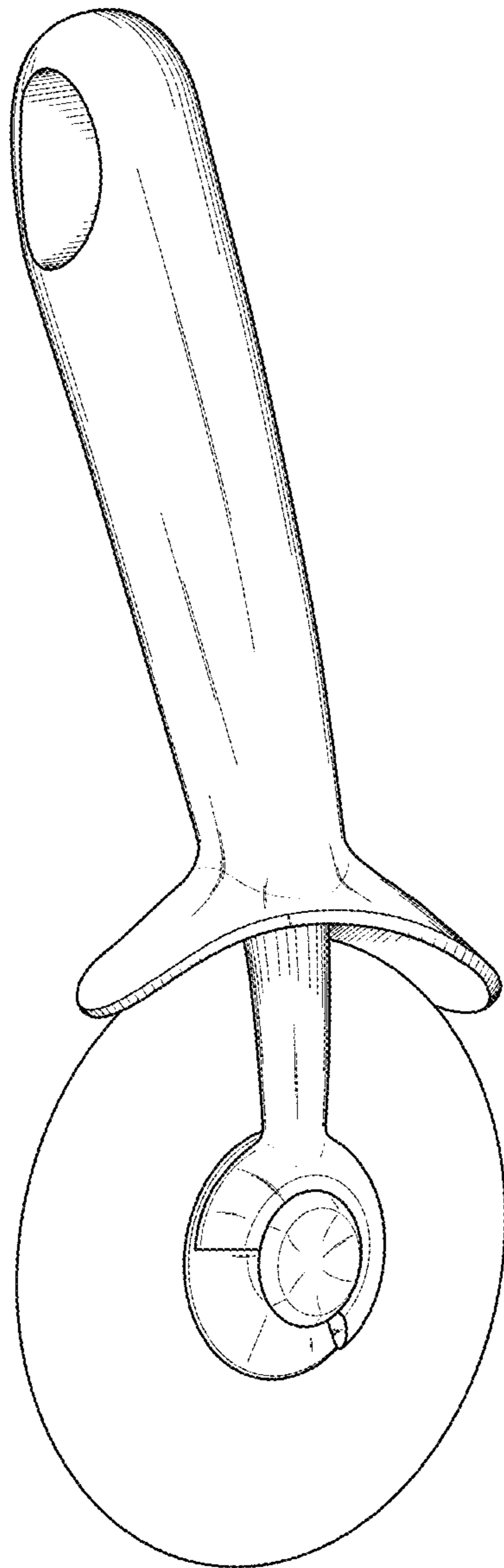
FIG. 1 is a front perspective view of a pizza cutter, showing our new design;  
FIG. 2 is a rear perspective view thereof;  
FIG. 3 is a side view thereof in a disassembled state;  
FIG. 4 is a front view thereof;  
FIG. 5 is a rear view thereof;  
FIG. 6 is a bottom view thereof; and,  
FIG. 7 is a top view thereof.

**1 Claim, 7 Drawing Sheets**

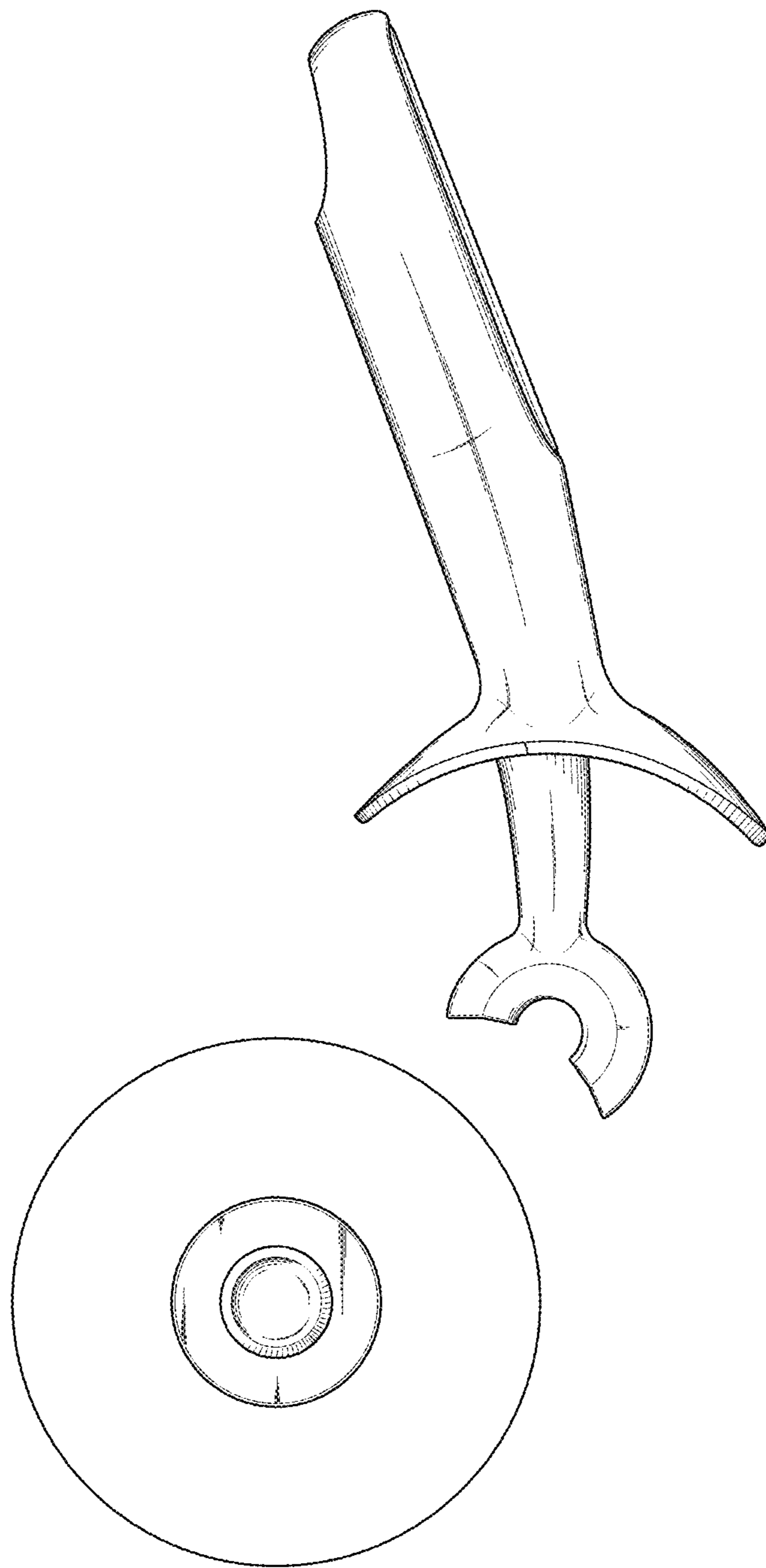




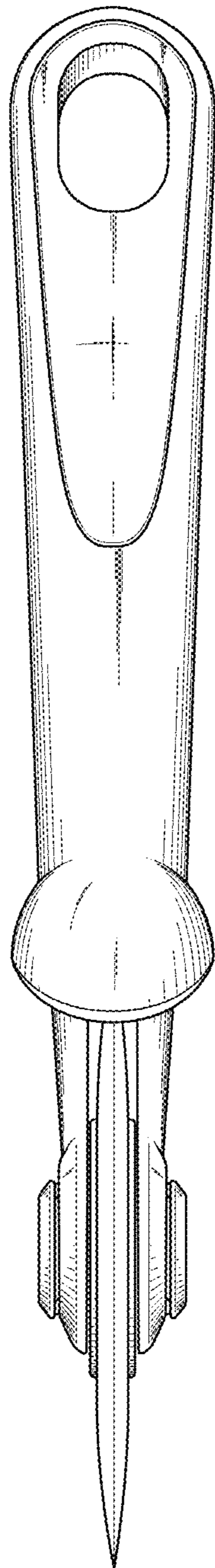
**FIG. 1**



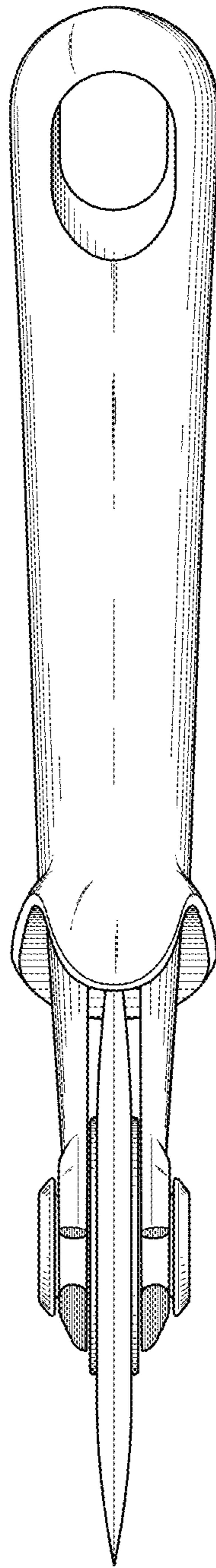
**FIG. 2**



**FIG. 3**

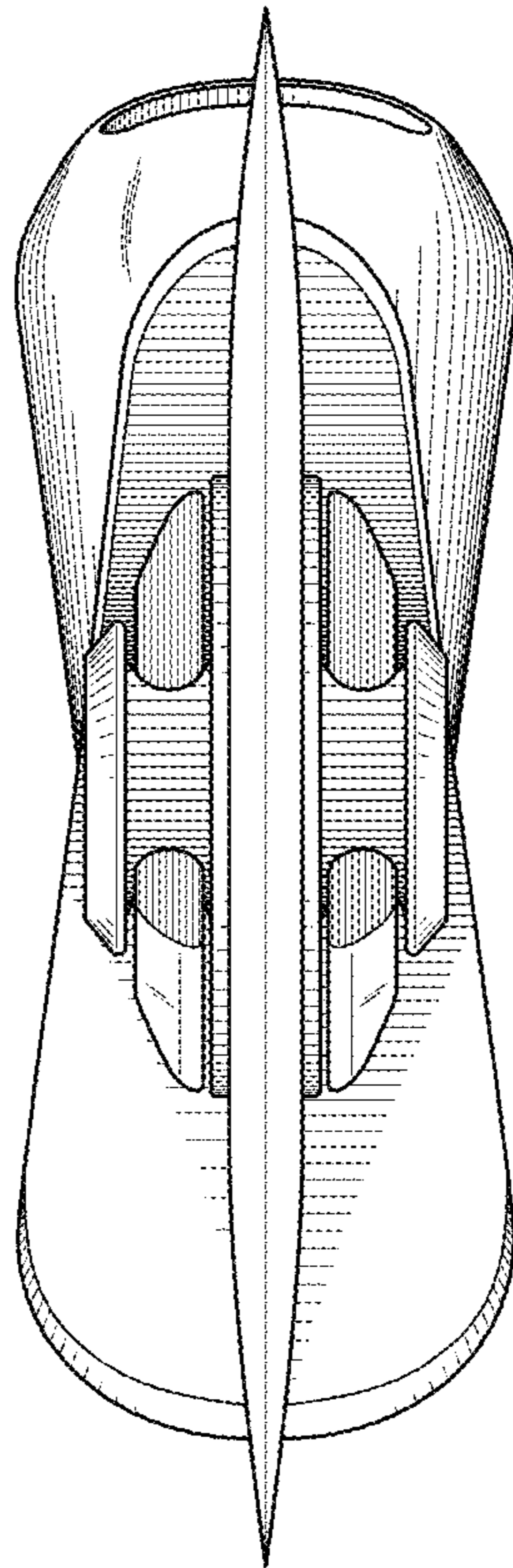


**FIG. 4**

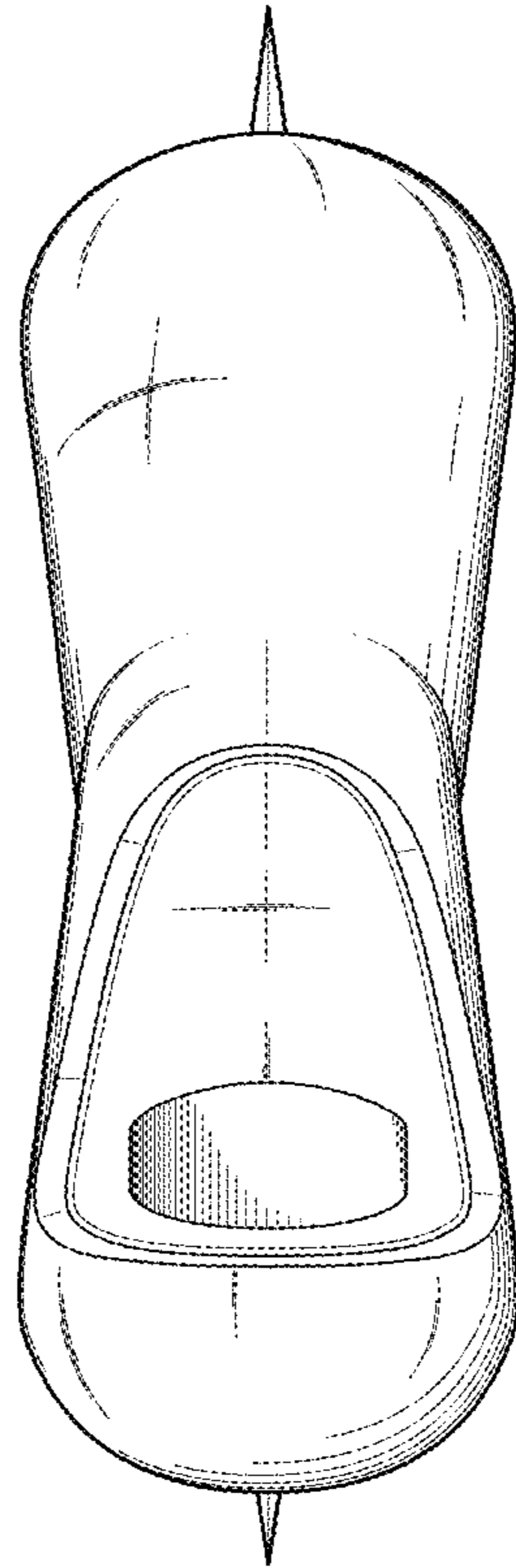


**FIG. 5**





**FIG. 6**



**FIG. 7**



UNITED STATES PATENT AND TRADEMARK OFFICE  
**CERTIFICATE OF CORRECTION**

PATENT NO. : D760,557 S  
APPLICATION NO. : 29/500624  
DATED : July 5, 2016  
INVENTOR(S) : Troy Schuler et al.

Page 1 of 1

It is certified that error appears in the above-identified patent and that said Letters Patent is hereby corrected as shown below:

Title Page, Column 1, Lines 19 & 21 two lines after (22) Filed:  
Line 19, insert -- (30) Foreign Application Priority Data --  
Line 21, insert -- Feb. 28, 2014 (EU).....002415414-0009 --

Signed and Sealed this  
Eleventh Day of October, 2016



Michelle K. Lee  
*Director of the United States Patent and Trademark Office*