

US00D760528S

(12) **United States Design Patent**  
**Szekely**

(10) **Patent No.:** **US D760,528 S**  
(45) **Date of Patent:** **\*\* Jul. 5, 2016**

(54) **FLASK**  
(71) Applicant: **Beaute Prestige International**, Paris (FR)  
(72) Inventor: **Martin Szekely**, Paris (FR)  
(73) Assignee: **Beaute Prestige International** (FR)  
(\*\*) Term: **14 Years**  
(21) Appl. No.: **29/521,517**  
(22) Filed: **Mar. 24, 2015**

D217,659 S \* 5/1970 Dinand ..... D9/563  
D228,123 S \* 8/1973 Bedner ..... D9/538  
D257,956 S \* 1/1981 Ito ..... D9/544  
5,151,366 A \* 9/1992 Serkes ..... C12M 25/06  
422/547  
D485,165 S \* 1/2004 Sgariboldi ..... D9/694  
D536,259 S \* 2/2007 Herrmann ..... D9/573  
D589,814 S \* 4/2009 Holzner ..... D9/529  
D602,787 S \* 10/2009 Gaultier ..... D9/572  
D655,612 S \* 3/2012 Oge-Nichols ..... D9/451  
D678,776 S \* 3/2013 Lecetre ..... D9/544  
D705,663 S \* 5/2014 Guichot ..... D9/544  
D710,207 S \* 8/2014 Pinabel ..... D9/542

\* cited by examiner

(30) **Foreign Application Priority Data**

Sep. 26, 2014 (EM) ..... 002546333

(51) **LOC (10) Cl.** ..... **07-01**  
(52) **U.S. Cl.**  
USPC ..... **D7/300**; D9/544; D9/563; D3/202  
(58) **Field of Classification Search**  
USPC ..... D7/300, 300.1, 510, 511; D3/202;  
D24/224; D9/573, 544, 563, 575, 574;  
222/183; 220/254.6  
CPC ..... B67D 5/06; C12M 23/08; C12M 25/06  
See application file for complete search history.

*Primary Examiner* — Marianne Pandozzi

(74) *Attorney, Agent, or Firm* — Barclay Damon, LLP

(56) **References Cited**

**U.S. PATENT DOCUMENTS**

D97,561 S \* 11/1935 Nichols ..... D9/563  
D211,079 S \* 5/1968 DuPree ..... D7/300

(57) **CLAIM**

The ornamental design for a flask, as shown and described.

**DESCRIPTION**

FIG. 1 is a front perspective view of a flask according to my design;  
FIG. 2 is a front elevational view thereof;  
FIG. 3 is a left side elevational view thereof;  
FIG. 4 is a rear elevational view thereof;  
FIG. 5 is a right side elevational view thereof;  
FIG. 6 is a top plan view thereof; and,  
FIG. 7 is a bottom plan view thereof.

**1 Claim, 4 Drawing Sheets**


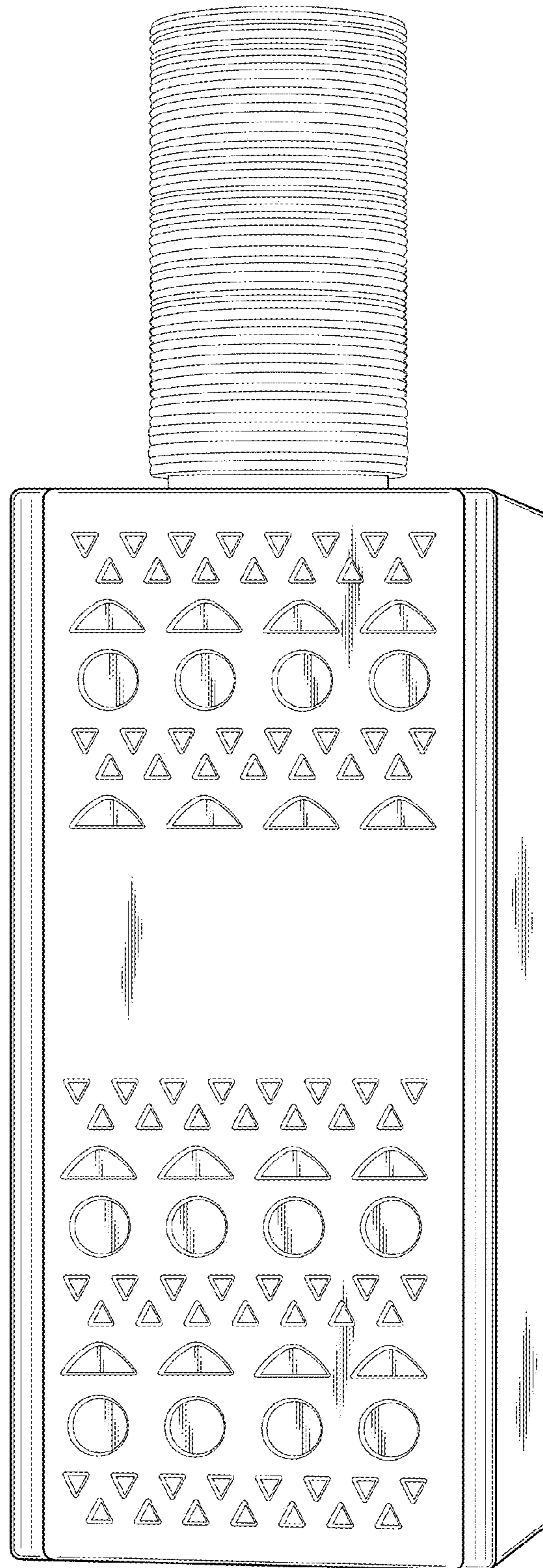


FIG. 1



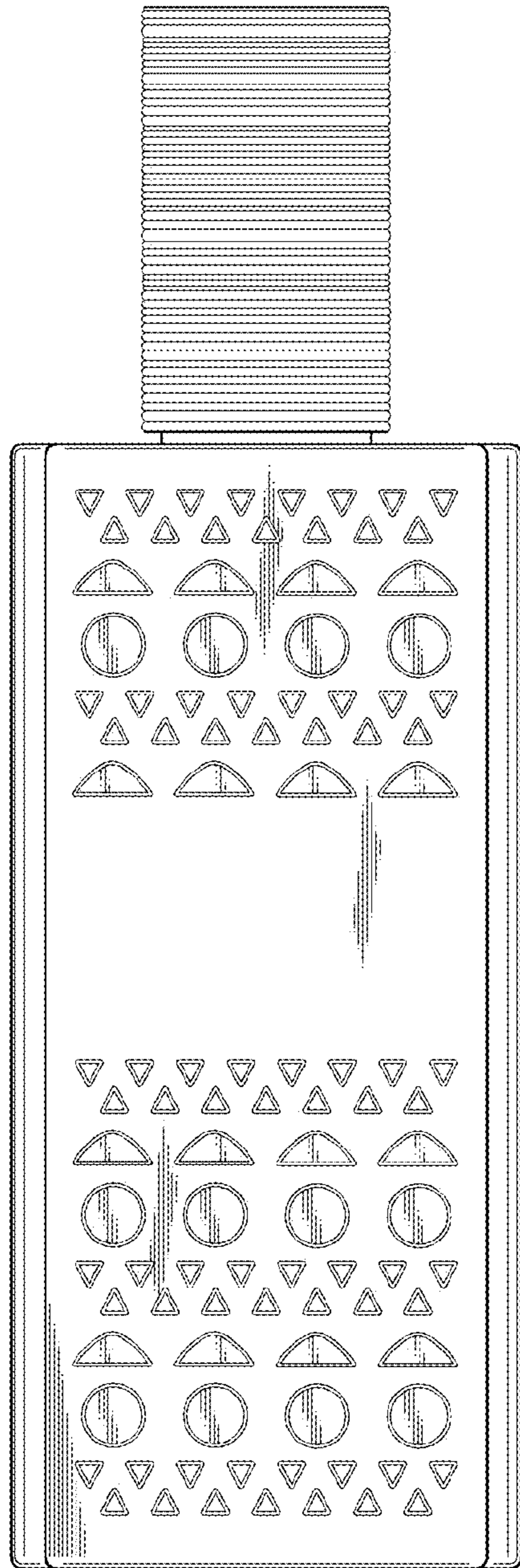


FIG. 2

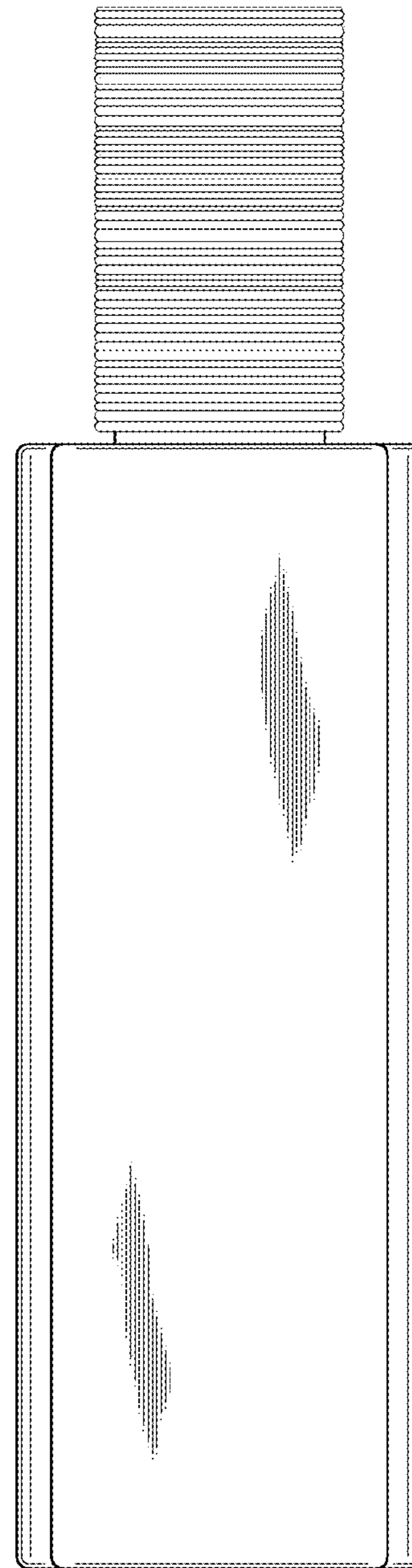


FIG. 3






FIG. 4

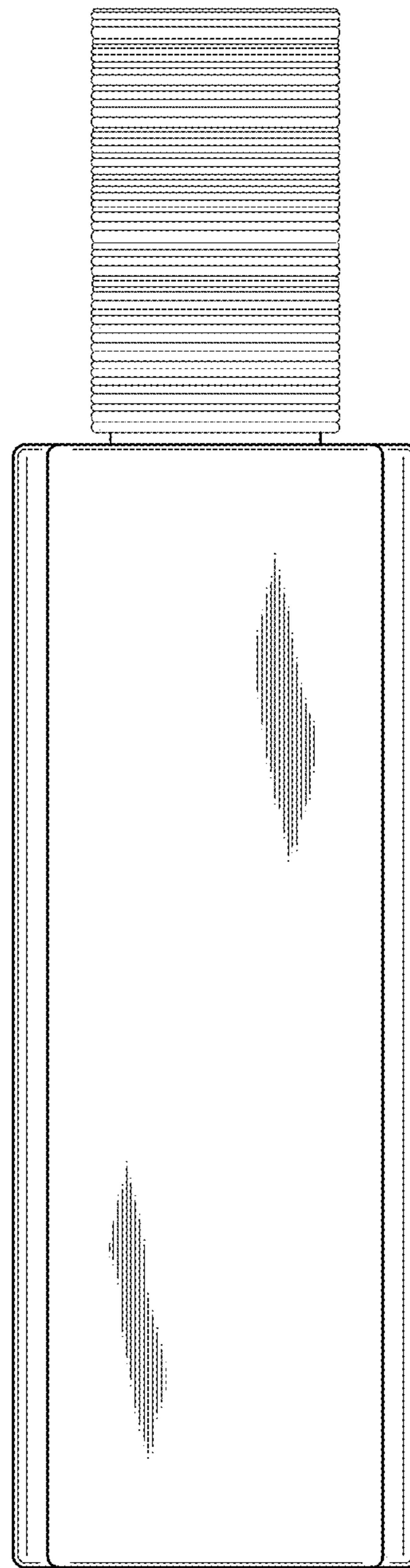


FIG. 5

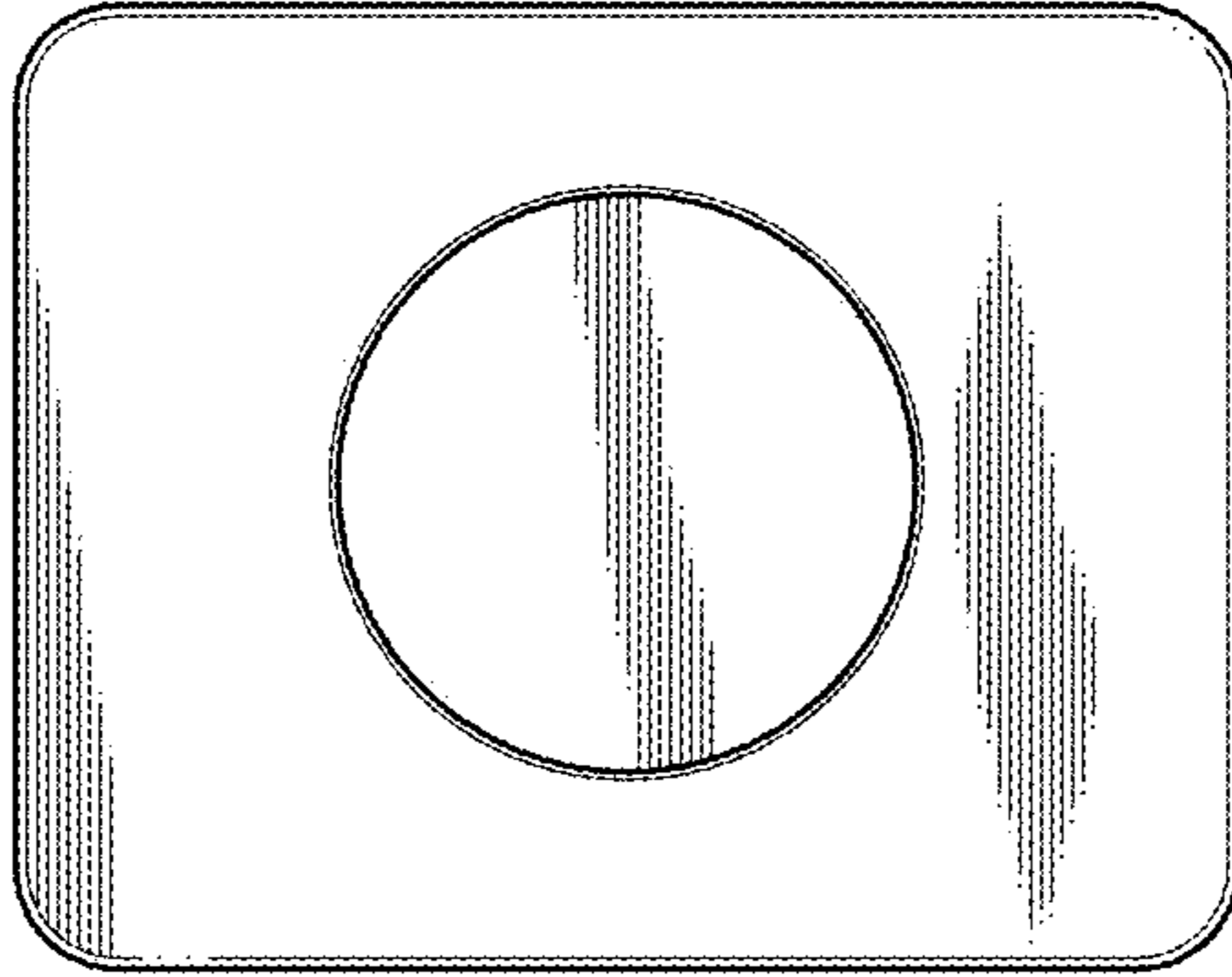


FIG. 6




FIG. 7