



US00D760514S

(12) **United States Design Patent**
Niedermeyer et al.

(10) **Patent No.:** **US D760,514 S**
(45) **Date of Patent:** **** Jul. 5, 2016**

(54) **COMBINED LIGHT BOX AND DISPLAY**

(71) Applicant: **Niedo Group, Inc.**, Beaverton, OR (US)

(72) Inventors: **Terrence Niedermeyer**, Portland, OR (US); **Kyle Cole**, Portland, OR (US)

(73) Assignee: **Niedo Group, Inc.**, Beaverton, OR (US)

(**) Term: **14 Years**

(21) Appl. No.: **29/475,972**

(22) Filed: **Dec. 9, 2013**

(51) **LOC (10) Cl.** **06-06**

(52) **U.S. Cl.**
USPC **D6/672; D20/10; D20/39**

(58) **Field of Classification Search**
USPC D6/300, 319, 332, 507, 643, 672, 702,
D6/712, 713, 717, 718.2, 718.22; D20/10,
D20/19, 27, 39, 42; D21/506; D26/31, 51,
D26/56, 72, 93; D16/241; 40/700, 711, 760,
40/764, 781; 248/469

CPC A47F 1/00; A47F 9/00; A47F 7/283
See application file for complete search history.

(56) **References Cited**

U.S. PATENT DOCUMENTS

D68,881 S *	11/1925	Stuart	D6/507
D89,539 S *	3/1933	Rodstein et al.	D6/507
D415,205 S *	10/1999	Canton Gongora et al.	...	D20/10
D433,713 S *	11/2000	Olivetti	D20/10
D476,818 S *	7/2003	Stravitz	D6/300

D499,453 S *	12/2004	Hornblad	D20/39
7,228,654 B2 *	6/2007	Stravitz	40/781
D586,402 S *	2/2009	Mangado Beloqui	D20/41
D601,833 S *	10/2009	Stukenberg	D6/702
D658,717 S *	5/2012	Parizek et al.	D20/10
D679,521 S *	4/2013	Hamm et al.	D6/672
D687,896 S *	8/2013	Gaspar dos Santos	D20/39
2015/0076312 A1 *	3/2015	Angvall et al.	248/469

* cited by examiner

Primary Examiner — Thomas Johannes

Assistant Examiner — Catherine Posthauer

(74) *Attorney, Agent, or Firm* — Schwabe, Williamson & Wyatt, P.C.

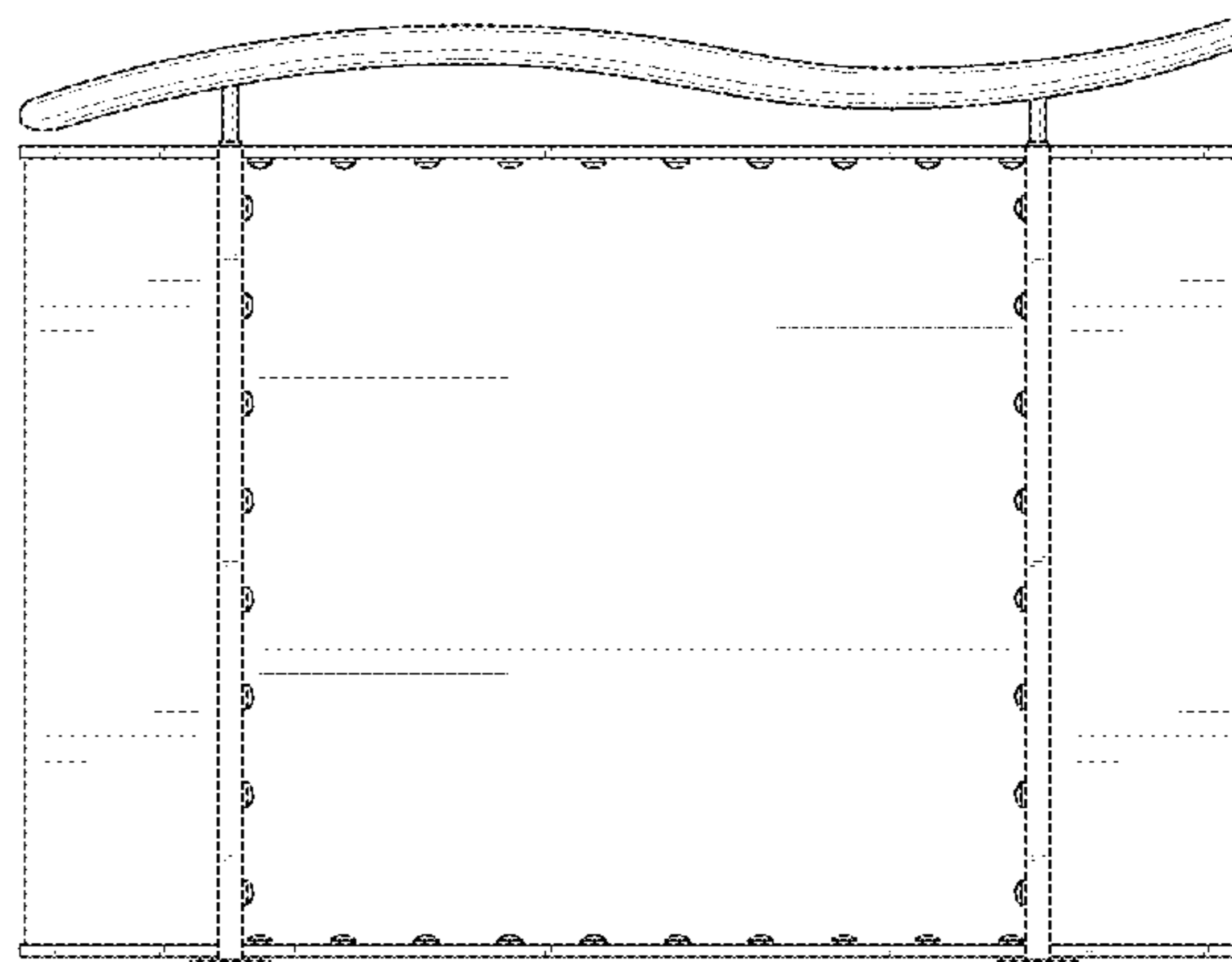
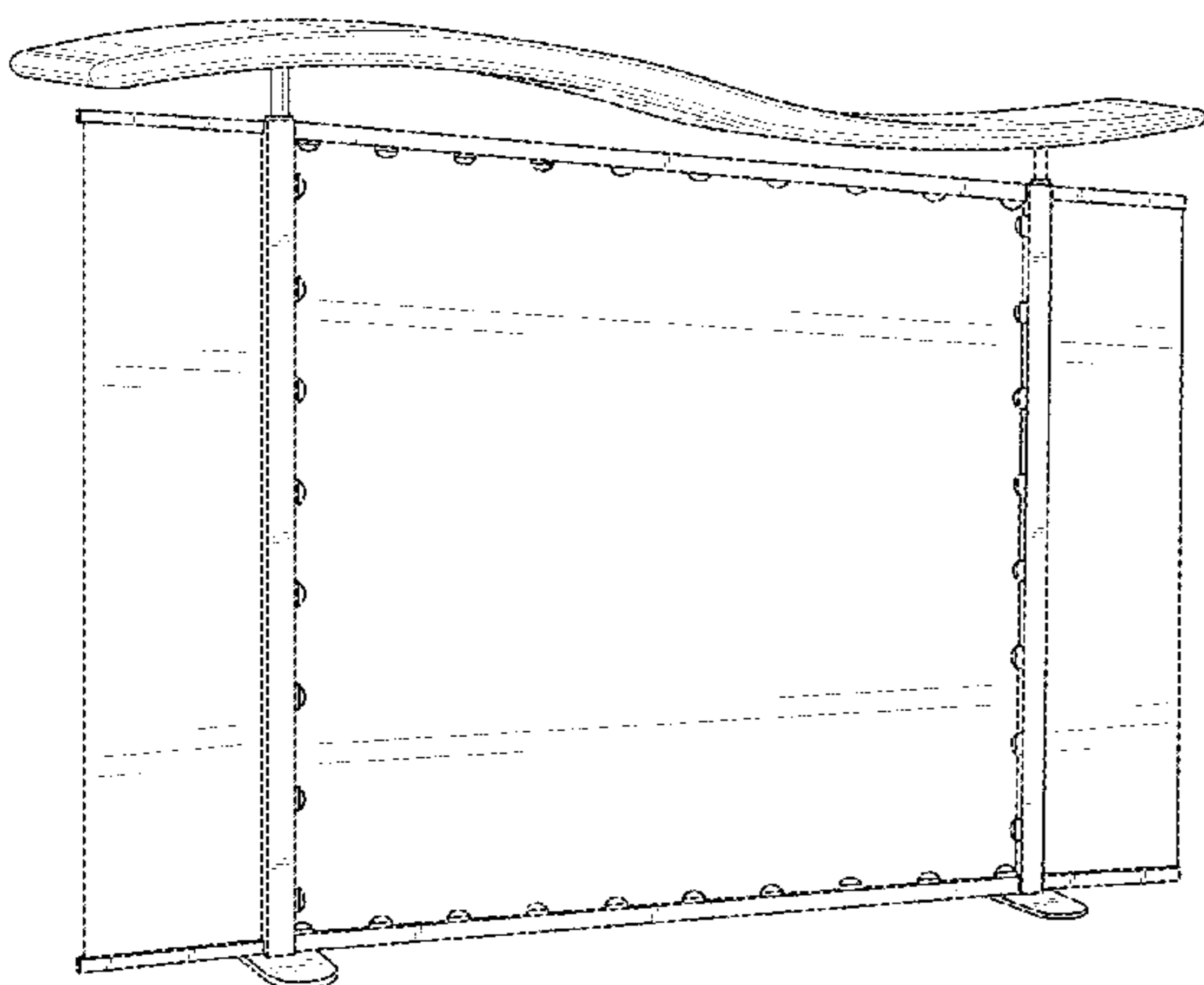
(57) **CLAIM**

We claim the ornamental design for a combined light box and display, as shown and described.

DESCRIPTION

FIG. 1 is a perspective view of a combined light box and display, showing our new design;
FIG. 2 is a front view thereof;
FIG. 3 is a back view thereof;
FIG. 4 is a right side view thereof;
FIG. 5 is a left side view thereof;
FIG. 6 is a top view thereof; and,
FIG. 7 is a bottom view thereof.
The broken lines shown in FIG. 7 illustrate parts of the article that form no part of the claimed design.

1 Claim, 7 Drawing Sheets



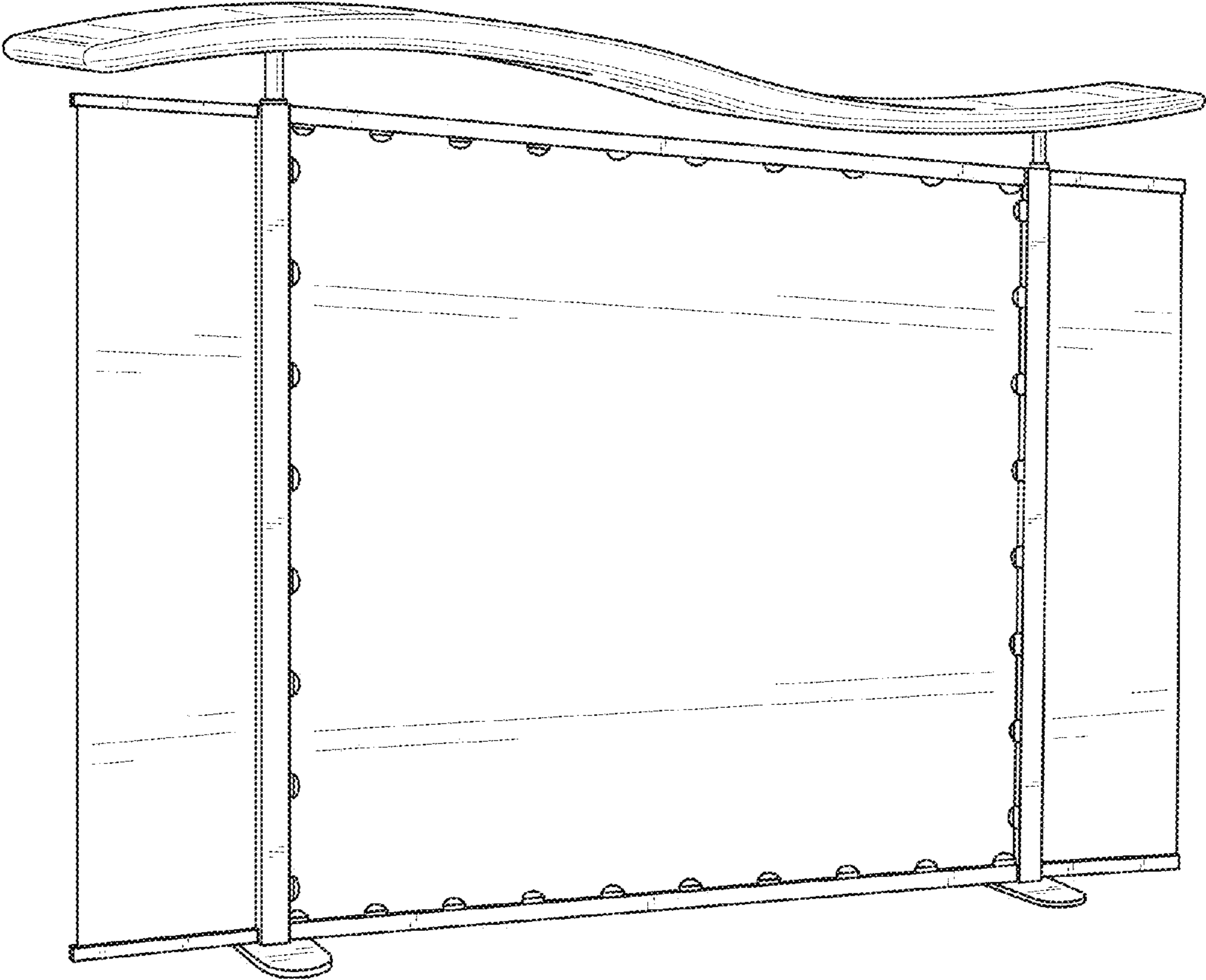


FIG. 1




FIG. 2

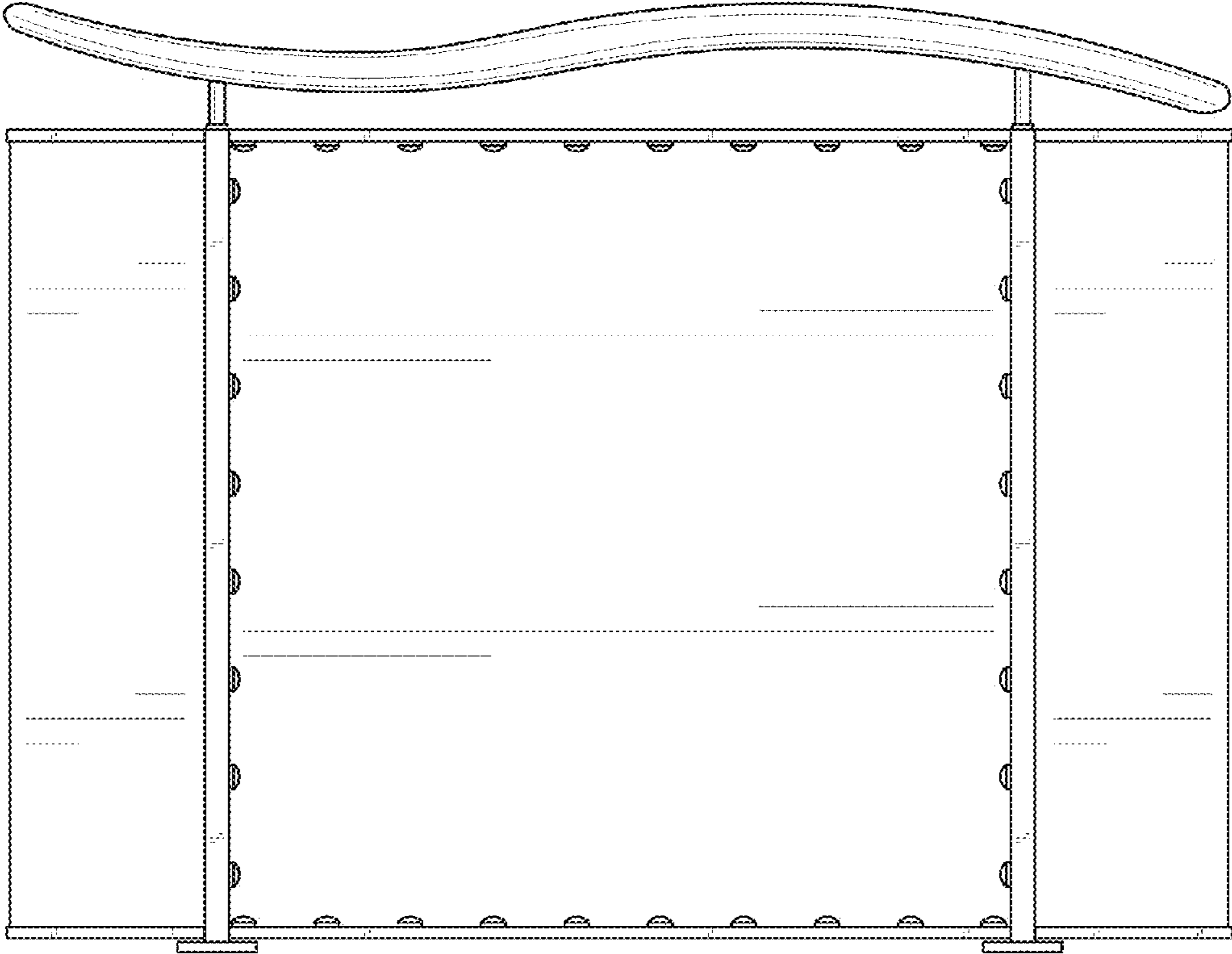


FIG. 3

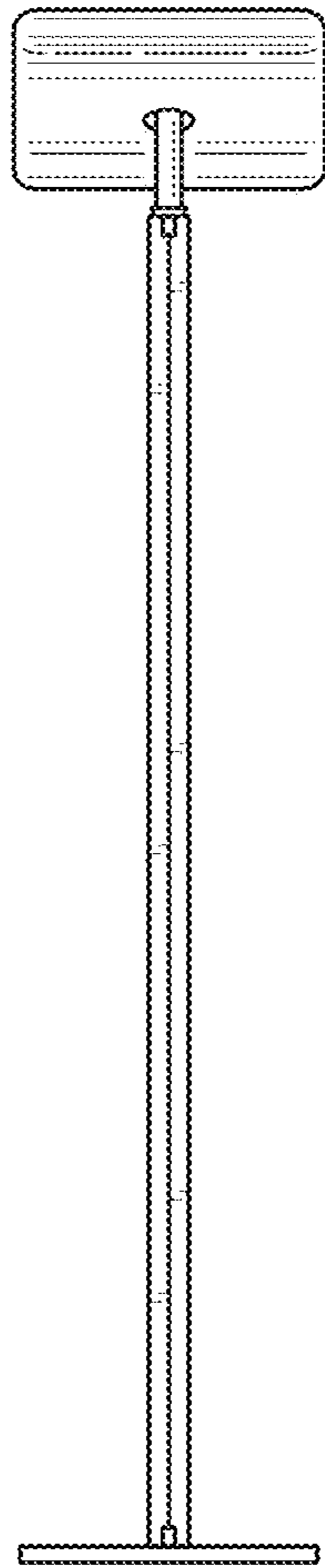


FIG. 4

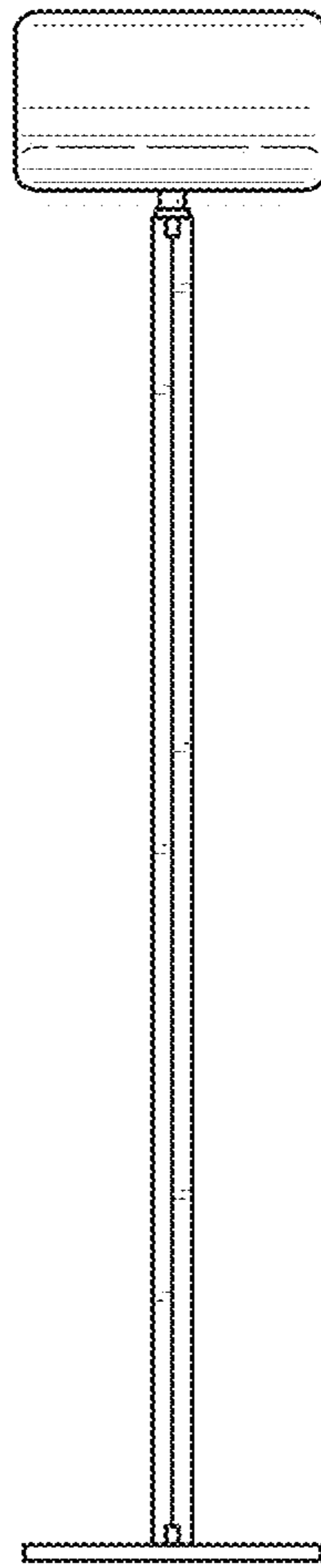


FIG. 5




FIG. 6

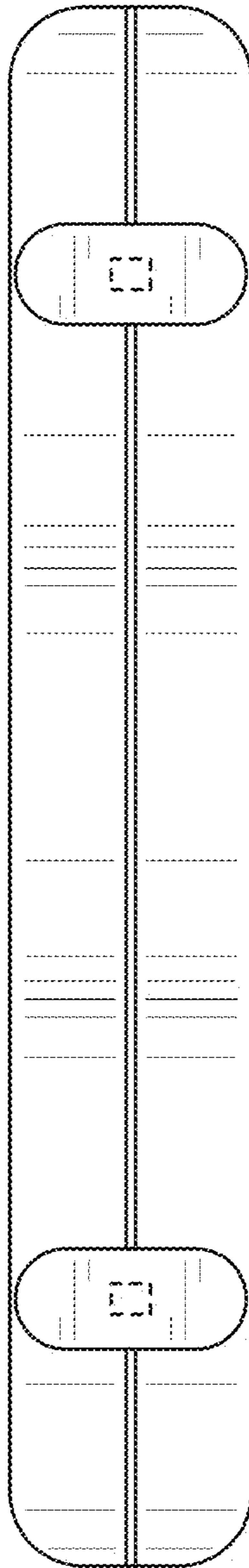


FIG. 7