



US00D760509S

(12) **United States Design Patent**
Wu

(10) **Patent No.:** **US D760,509 S**
(45) **Date of Patent:** **** Jul. 5, 2016**

(54) **SOFA**

(71) Applicant: **HANGZHOU SICCO**
ART-TECHNOLOGY CO., LTD,
Hangzhou (CN)

(72) Inventor: **Zuoguang Wu,** Hangzhou (CN)

(73) Assignee: **HANGZHOU SICCO**
ART-TECHNOLOGY CO., LTD,
Hangzhou (CN)

(**) Term: **14 Years**

(21) Appl. No.: **29/525,782**

(22) Filed: **May 2, 2015**

(51) **LOC (10) Cl.** **06-01**

(52) **U.S. Cl.**
USPC **D6/371**

(58) **Field of Classification Search**
USPC D6/334–336, 364, 371, 373, 374, 375,
D6/381, 716, 716.1, 716.2, 716.3, 716.4
CPC A47C 17/02; A47C 7/18; A47C 7/021;
A47C 7/024

See application file for complete search history.

(56) **References Cited**

U.S. PATENT DOCUMENTS

D168,059 S *	10/1952	Maurer	D6/381
D426,397 S *	6/2000	Nicoletti	D6/381
D515,836 S *	2/2006	Nicoletti	D6/371
D543,380 S *	5/2007	Ricci	D6/381
D680,768 S *	4/2013	Versace	D6/371
D726,429 S *	4/2015	Natuzzi	D6/371

* cited by examiner

Primary Examiner — Mimosa De

(74) *Attorney, Agent, or Firm* — Tian IP & Technology, LLC.

(57) **CLAIM**

The ornamental design for a sofa, as shown.

DESCRIPTION

FIG. 1 is a front view of a sofa of the present disclosure;
FIG. 2 is a back view thereof;
FIG. 3 is a left side view thereof;
FIG. 4 is a right side view thereof;
FIG. 5 is a top plan view thereof;
FIG. 6 is a bottom plan view thereof; and,
FIG. 7 is a stereogram view thereof.

1 Claim, 7 Drawing Sheets






Figure 1




Figure 2




Figure 3




Figure 4




Figure 5




Figure 6




Figure 7