

US00D760505S

(12) **United States Design Patent**
Bolton et al.

(10) **Patent No.:** **US D760,505 S**
(45) **Date of Patent:** **** Jul. 5, 2016**

- (54) **PICNIC BASKET CHAIR**
- (71) Applicants: **Carl William Bolton**, Solvang, CA
(US); **Jennifer Jean Bolton**, Escondido,
CA (US)
- (72) Inventors: **Carl William Bolton**, Solvang, CA
(US); **Jennifer Jean Bolton**, Escondido,
CA (US)
- (**) Term: **14 Years**
- (21) Appl. No.: **29/490,941**
- (22) Filed: **May 30, 2014**
- (51) **LOC (10) Cl.** **06-01**
- (52) **U.S. Cl.**
USPC **D6/336**
- (58) **Field of Classification Search**
USPC D6/334, 335, 336, 338, 349, 355, 381,
D6/716, 716.1; 297/118, 119, 135, 144,
297/232, 445.1, 448.1, 452.18, 156, 175,
297/216.1; 5/12.1, 12.2; D7/605
CPC A47C 1/02; A47C 1/12; A47C 11/00;
A47C 17/00; A47C 17/02; A47C 4/52;
A47C 9/00
See application file for complete search history.

(56) **References Cited**

U.S. PATENT DOCUMENTS

1,038,880	A	9/1912	Hansen	
1,673,988	A	6/1928	Nitti	
2,625,204	A *	1/1953	Reichman	A47C 7/42 297/105
2,696,870	A *	12/1954	Mende	A47C 7/407 297/105
D197,558	S *	2/1964	Sokolis	D6/336
D200,309	S *	2/1965	Sokolis	297/188.08
3,532,378	A	10/1970	Dalia	
D250,860	S *	1/1979	Castro	D6/336
D274,581	S *	7/1984	Gallock	D6/336
4,652,048	A *	3/1987	Nazar	A47C 7/62 297/188.01
D293,632	S *	1/1988	Capocasa	D6/336
D298,186	S *	10/1988	Brannon	D6/336

- D312,000 S * 11/1990 Smith D6/336
- 5,100,198 A * 3/1992 Baltzell A47C 7/74
280/30
- D330,639 S * 11/1992 Munro 297/17
- 5,269,157 A * 12/1993 Ciminelli A45B 11/00
280/47.18
- 5,275,018 A * 1/1994 Lin A45C 3/10
220/694

(Continued)

Primary Examiner — Sandra Snapp

(57) **CLAIM**
The ornamental design for a picnic basket chair, as shown and described.

DESCRIPTION

FIG. 1 is a perspective view of a picnic basket chair of my design in a first configuration displaying the picnic basket feature;

FIG. 2 is a top plan view of the picnic basket chair thereof;

FIG. 3 is a bottom plan view of the picnic basket chair thereof;

FIG. 4 is a side elevation view of the picnic basket chair thereof, the opposite side being a mirror image thereof;

FIG. 5 is a front elevation view of the picnic basket chair thereof;

FIG. 6 is a back elevation view of the picnic basket chair thereof, showing the chair components thereof;

FIG. 7 is a top perspective view of the picnic basket chair showing the top sliding lid removed thereof;

FIG. 8 is a perspective view of a picnic basket chair of my design in a second configuration displaying the picnic chair feature;

FIG. 9 is a front perspective view of the picnic basket chair thereof;

FIG. 10 is a back perspective view of the picnic basket chair thereof;



FIG. 11 is a side perspective view of the picnic basket chair thereof, the opposite side being a mirror image thereof;

FIG. 12 is a front perspective view of the picnic basket chair showing the sliding lid removed thereof; and,

FIG. 13 is a back perspective view of the picnic basket chair showing the hinged door open thereof.

The intended use for the picnic basket chair embodies a distinct design serving as both a picnic basket and as a picnic chair.

1 Claim, 13 Drawing Sheets



(56)

References Cited

U.S. PATENT DOCUMENTS

5,289,958 A	3/1994	Jay	6,932,427 B2	8/2005	Tamura	
5,374,073 A	12/1994	Hung-Hsin	6,993,931 B1 *	2/2006	Hamilton	A45B 23/00 62/371
5,409,291 A	4/1995	Lamb	7,350,857 B2	4/2008	Bishop	
D372,843 S *	8/1996	Trent	7,658,442 B1	2/2010	Whiteside	
5,695,246 A	12/1997	Tsai	D642,870 S	8/2011	Whitlock	
5,727,844 A	3/1998	O'Quinn	8,016,089 B1	9/2011	McNichols	
5,957,349 A	9/1999	Krulik	D646,528 S *	10/2011	Stallman	D7/605
D427,788 S *	7/2000	Paul	D652,263 S *	1/2012	Whitman	D7/605
6,289,529 B1	9/2001	Harvey	D658,374 S *	5/2012	Anderson	D3/273
D459,883 S	7/2002	Worrell	8,438,676 B2 *	5/2013	Murphy	A47C 3/16 5/28
6,698,830 B1 *	3/2004	Gaines	8,567,860 B2	10/2013	Jue	
			8,585,151 B2	11/2013	Goldman	
6,758,519 B2	7/2004	Harvey	8,596,714 B2	12/2013	Whitman	
D504,566 S	5/2005	Guy	2005/0098402 A1	5/2005	Cohen	

* cited by examiner



FIG. 1




FIG. 2




FIG. 3



FIG. 4



FIG. 5




FIG. 6




FIG. 7



FIG. 8




FIG. 9



FIG. 10




FIG. 11



FIG. 12




FIG. 13