



US00D760504S

(12) **United States Design Patent**  
**Dix**

(10) **Patent No.:** **US D760,504 S**  
(45) **Date of Patent:** **\*\* Jul. 5, 2016**

(54) **SEAT**

(71) Applicant: **SOUTHERN MOTION, INC.**,  
Pontotoc, MS (US)

(72) Inventor: **George K. Dix**, Pontotoc, MS (US)

(73) Assignee: **Southern Motion, Inc.**, Pontotoc, MS  
(US)

(\*\*) Term: **15 Years**

(21) Appl. No.: **29/541,159**

(22) Filed: **Sep. 30, 2015**

(51) **LOC (10) Cl.** ..... **06-01**

(52) **U.S. Cl.**  
USPC ..... **D6/334**

(58) **Field of Classification Search**  
USPC ..... D6/334, 335, 336, 338, 349, 355, 381,  
D6/716, 716.1; 297/118, 119, 135, 144,  
297/232, 445.1, 448.1, 452.18, 156, 175,  
297/216.1; 5/12.1, 12.2  
CPC ..... A47C 1/02; A47C 1/12; A47C 11/00;  
A47C 17/00; A47C 17/02; A47C 4/52;  
A47C 9/00

See application file for complete search history.

(56) **References Cited**

U.S. PATENT DOCUMENTS

|              |         |          |       |        |
|--------------|---------|----------|-------|--------|
| D512,847 S * | 12/2005 | Ricci    | ..... | D6/381 |
| D544,242 S * | 6/2007  | Ricci    | ..... | D6/381 |
| D544,246 S * | 6/2007  | Ricci    | ..... | D6/381 |
| D634,941 S * | 3/2011  | Crockett | ..... | D6/381 |
| D721,513 S * | 1/2015  | Adair    | ..... | D6/381 |
| D721,514 S * | 1/2015  | Adair    | ..... | D6/381 |
| D721,516 S * | 1/2015  | Adair    | ..... | D6/381 |
| D733,439 S * | 7/2015  | Adair    | ..... | D6/334 |

\* cited by examiner

*Primary Examiner* — Sandra Snapp

(74) *Attorney, Agent, or Firm* — Thomas G. Peterson;  
Bradley Arant Boult Cummings LLP

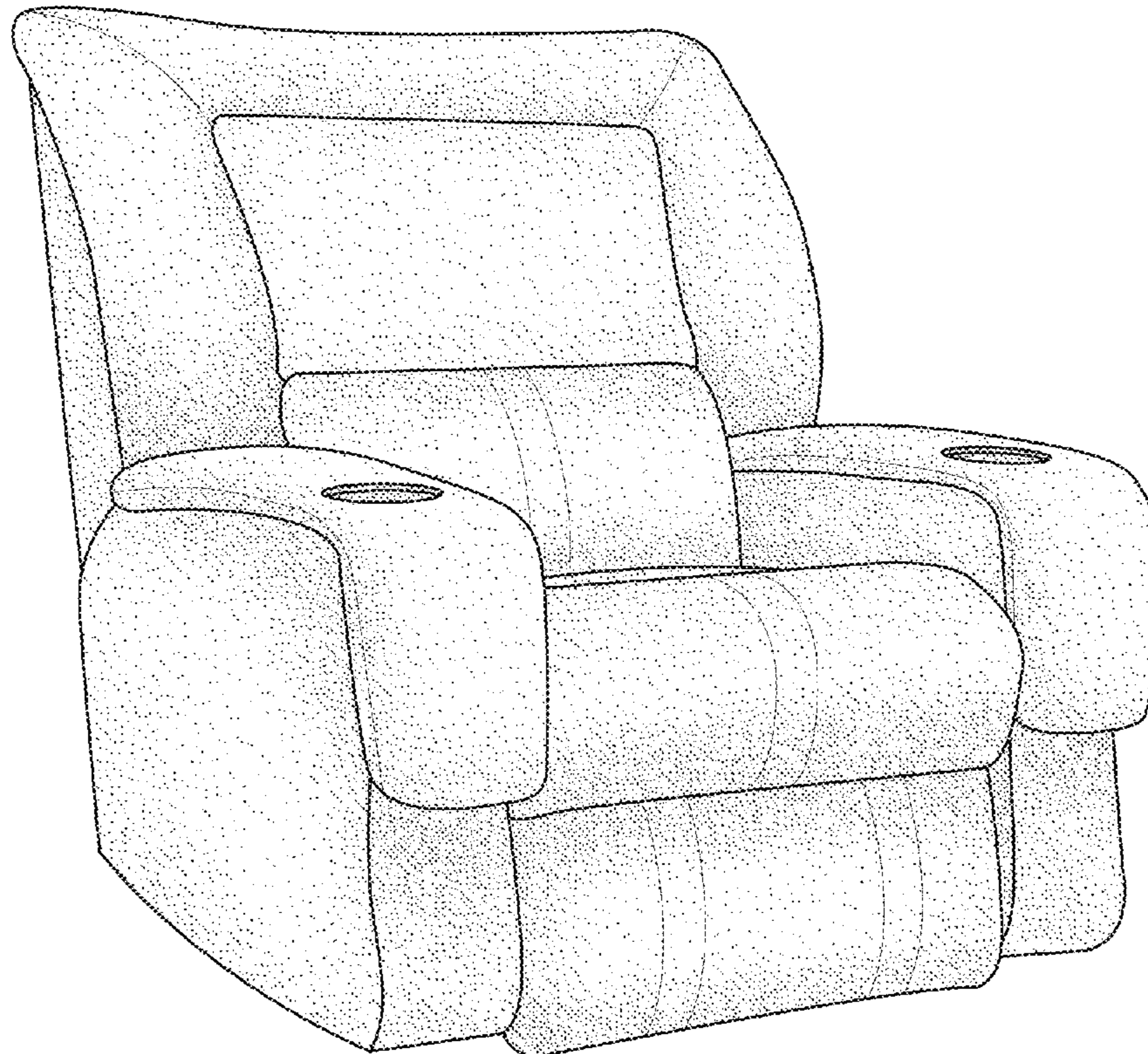
(57) **CLAIM**

The ornamental design for a seat, as shown and described.

**DESCRIPTION**

FIG. 1 shows a perspective view of the seat in accordance with the new design.  
FIG. 2 shows a front elevation view of the embodiment of FIG. 1.  
FIG. 3 shows a rear view of the embodiment of FIG. 1.  
FIG. 4 shows a top view of the embodiment of FIG. 1; and, FIG. 5 shows a side view of the embodiment of FIG. 1.  
The dots shown in the drawings illustrate environmental structure and form no part of the claimed design.

**1 Claim, 5 Drawing Sheets**



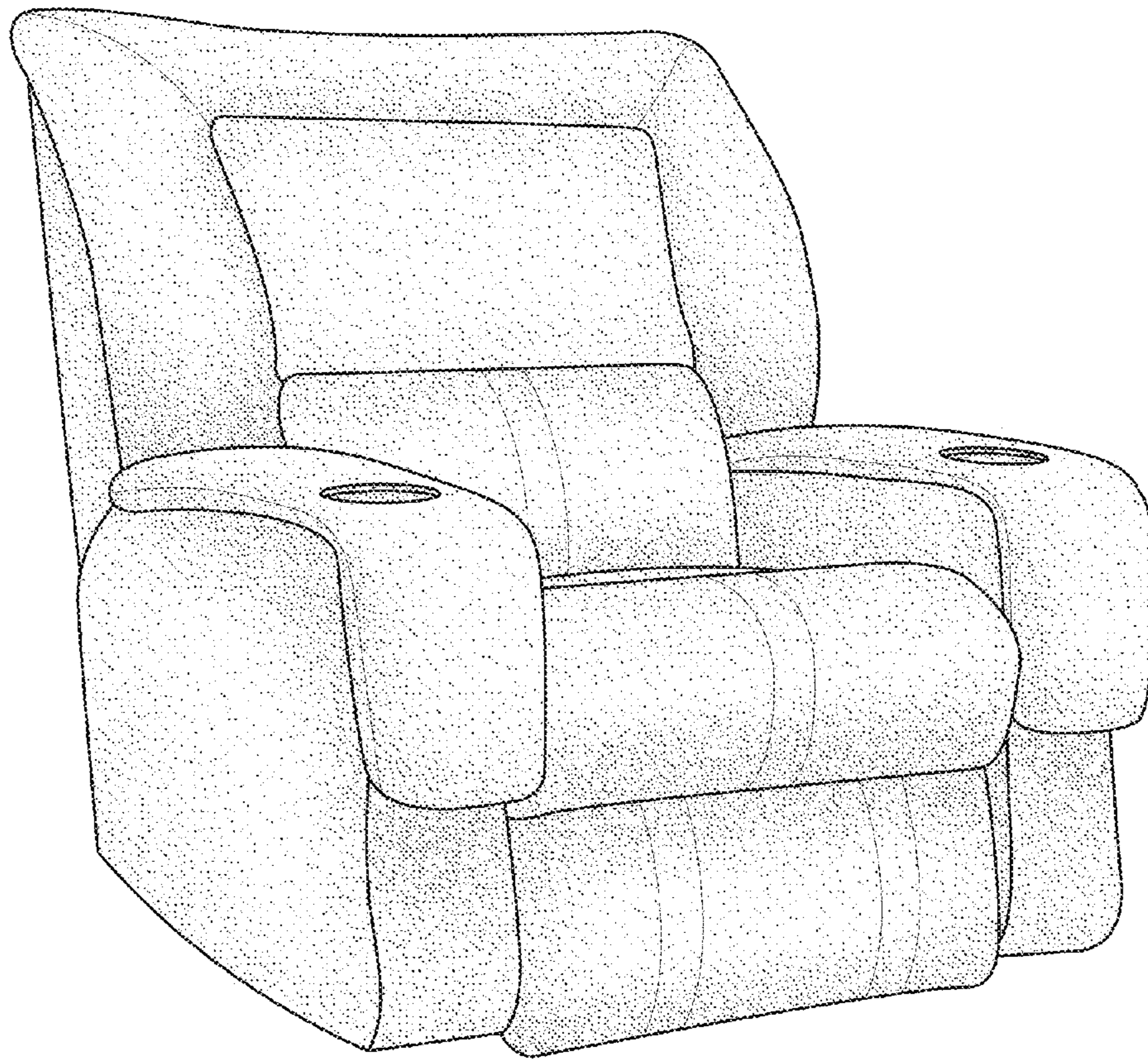


FIG. 1

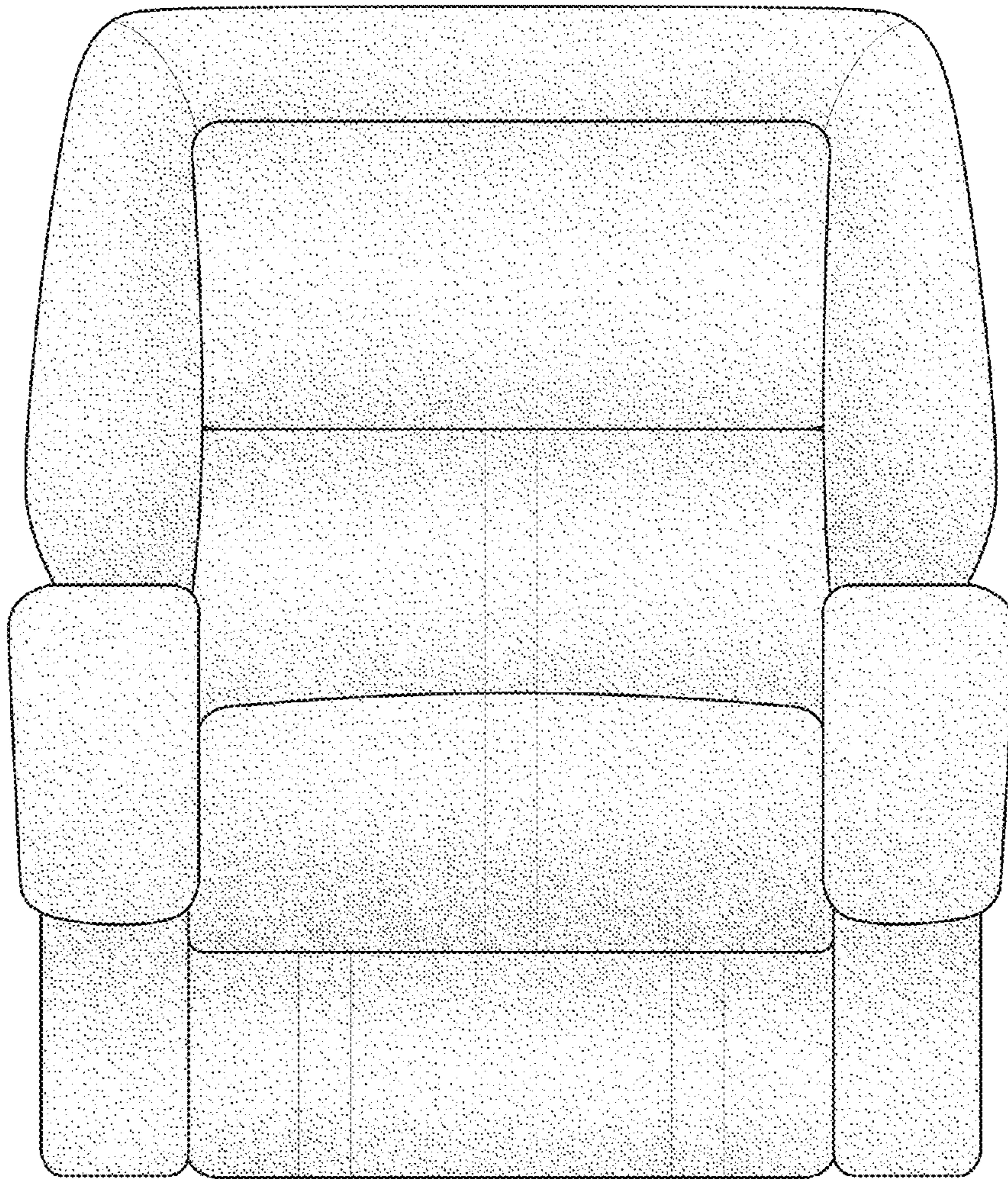


FIG. 2




FIG. 3




FIG. 4

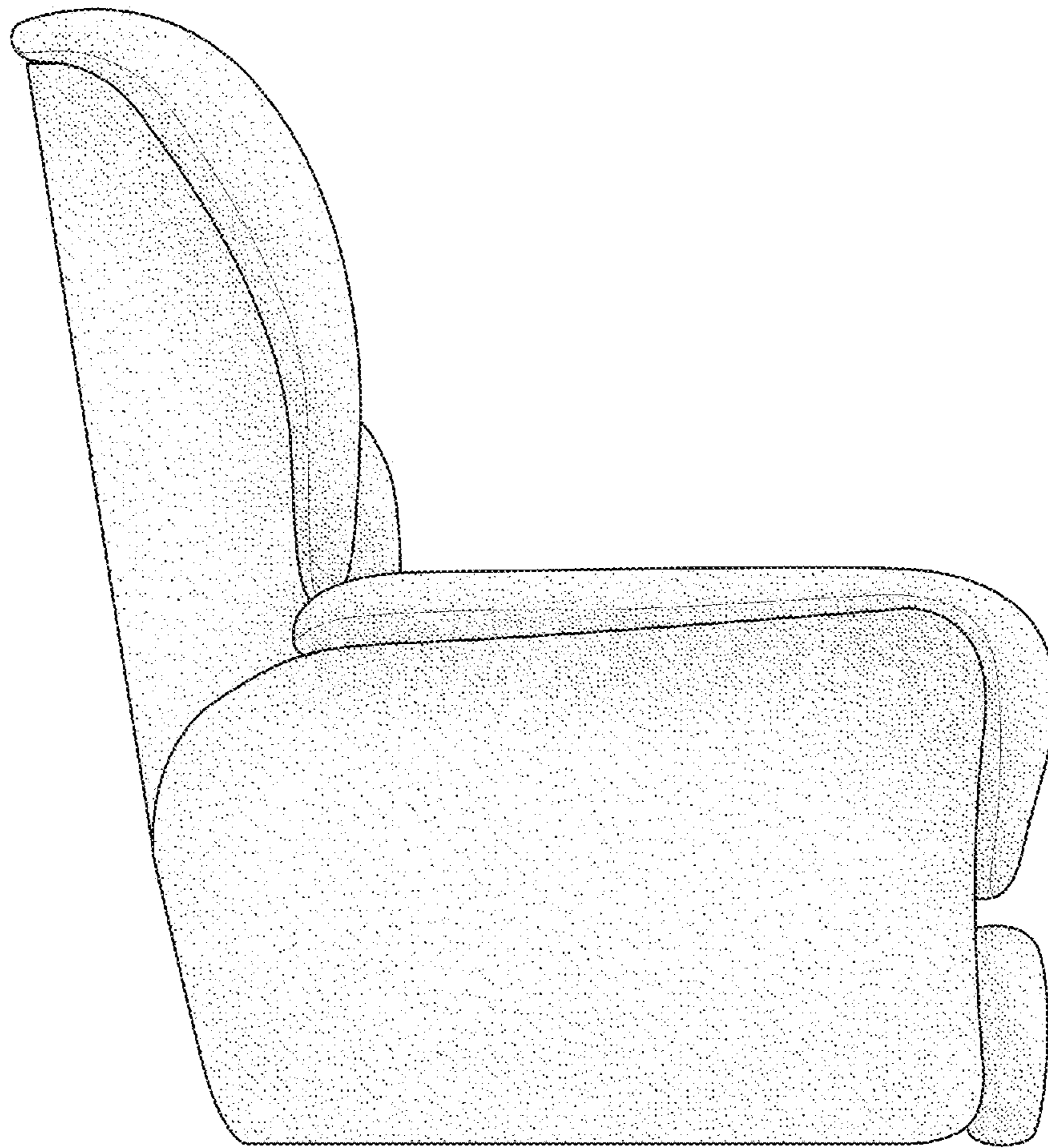


FIG. 5