

US00D760490S

(12) **United States Design Patent**
Johnson

(10) **Patent No.:** **US D760,490 S**
(45) **Date of Patent:** **** Jul. 5, 2016**

(54) **CONTAINER**

(71) Applicant: **Michael Johnson**, Bowie, MD (US)

(72) Inventor: **Michael Johnson**, Bowie, MD (US)

(**) Term: **14 Years**

(21) Appl. No.: **29/524,702**

(22) Filed: **Apr. 22, 2015**

(51) **LOC (10) Cl.** **03-01**

(52) **U.S. Cl.**

USPC **D3/203.1**; D24/224

(58) **Field of Classification Search**

USPC D3/201, 203.1, 203.2, 203.5, 203.6,
D3/215, 229, 316; D24/224;
D19/115-119, 163, 166

CPC B65F 1/141; A61J 1/00; A61J 1/03;
A45C 11/00; G01K 1/083; B65D 85/04

See application file for complete search history.

(56) **References Cited**

U.S. PATENT DOCUMENTS

2,294,001	A	*	8/1942	Ritter	B65D 83/0409
						124/10
D137,496	S	*	3/1944	Lustig et al.	206/537
D260,731	S	*	9/1981	Sarac	446/268
D263,622	S	*	3/1982	Hasson	D19/922
D311,774	S	*	10/1990	Lax	D24/224
D361,507	S	*	8/1995	Langemann	D3/201
D391,757	S	*	3/1998	Johnson	D3/203.2
D419,704	S	*	1/2000	Ting	D26/37
D448,153	S	*	9/2001	Schoenfeld	D3/201
D497,807	S	*	11/2004	Nichols	D3/203.2

D509,352	S	*	9/2005	Raven	D24/121
D524,037	S	*	7/2006	Van Horn	D3/203.1
D531,334	S	*	10/2006	Lin	D26/37
D545,898	S	*	7/2007	Iwasaki	D19/163
D561,461	S	*	2/2008	Smetham	D3/203.1
D582,915	S	*	12/2008	Leung	D14/480.3
D614,396	S	*	4/2010	Tanghoej	D3/203.1
D658,362	S	*	5/2012	Nassiri	D3/203.2
D691,365	S	*	10/2013	Cote	D3/203.2
D727,172	S	*	4/2015	Rosella	D9/504

* cited by examiner

Primary Examiner — John Windmuller

Assistant Examiner — Steven Czyz

(74) *Attorney, Agent, or Firm* — Hankin Patent Law APC;
Anooj Patel; Kevin Schraven

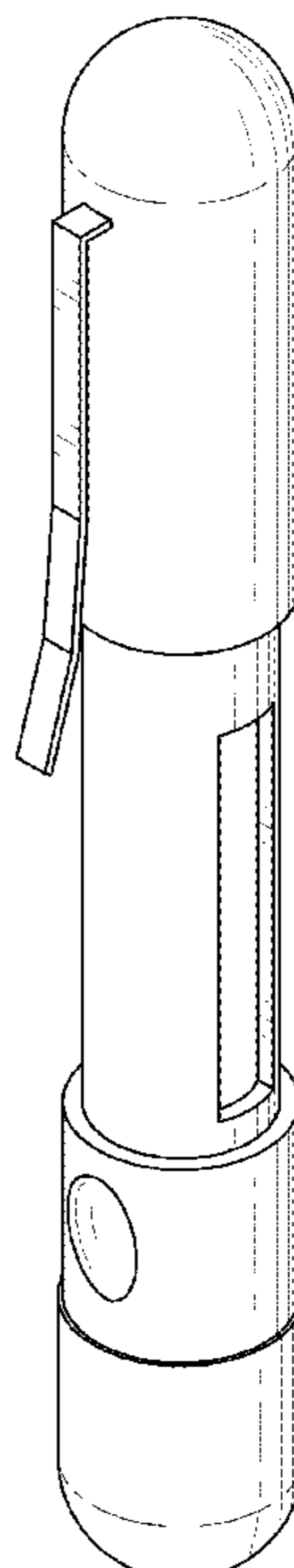
(57) **CLAIM**

The ornamental design for a container, as shown and described.

DESCRIPTION

FIG. 1 is a top perspective view of a container showing my new design;
FIG. 2 is a front elevation view thereof;
FIG. 3 is a left side elevation view thereof;
FIG. 4 is a rear elevation view thereof;
FIG. 5 is a top plan view thereof;
FIG. 6 is a bottom plan view thereof; and,
FIG. 7 is an exploded top perspective view thereof.
The broken lines depict portions of the article that form no part of the claimed design.

1 Claim, 4 Drawing Sheets



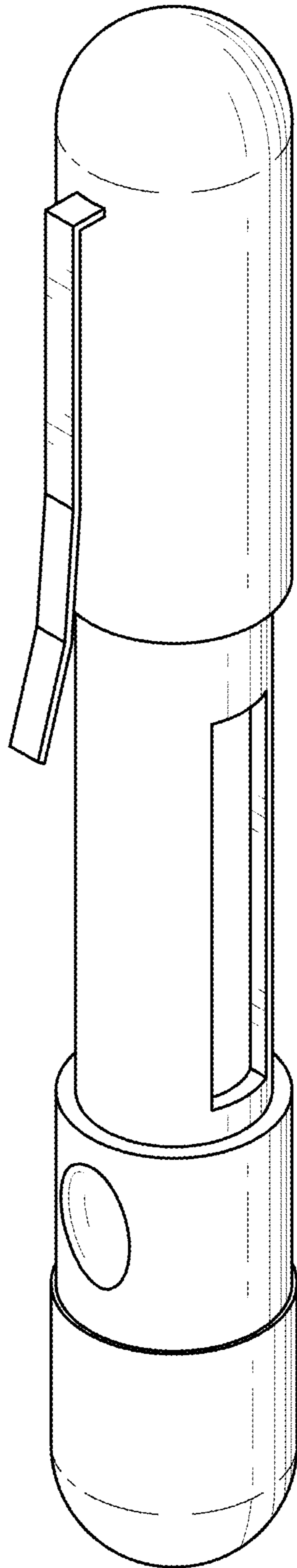


FIG. 1

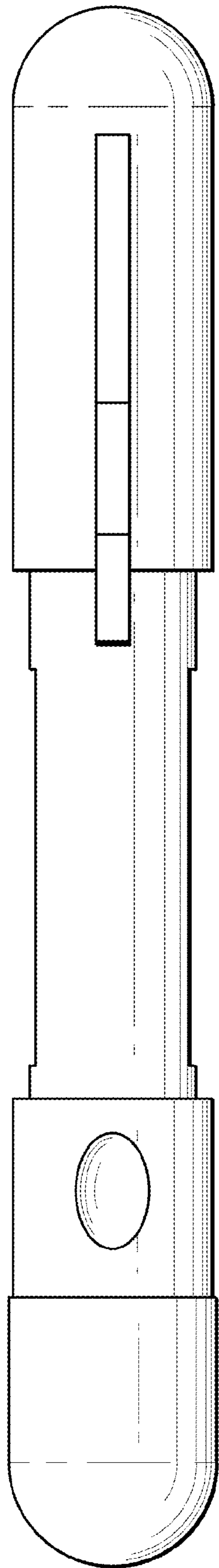


FIG. 2

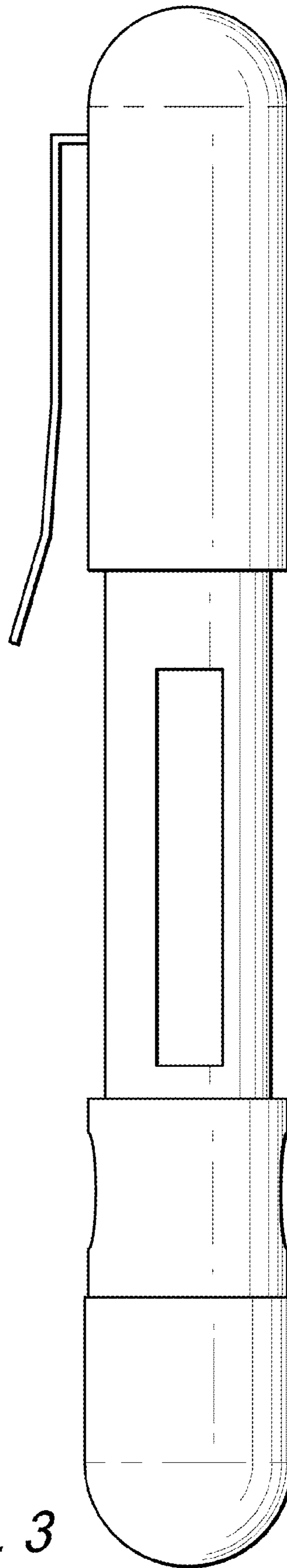


FIG. 3

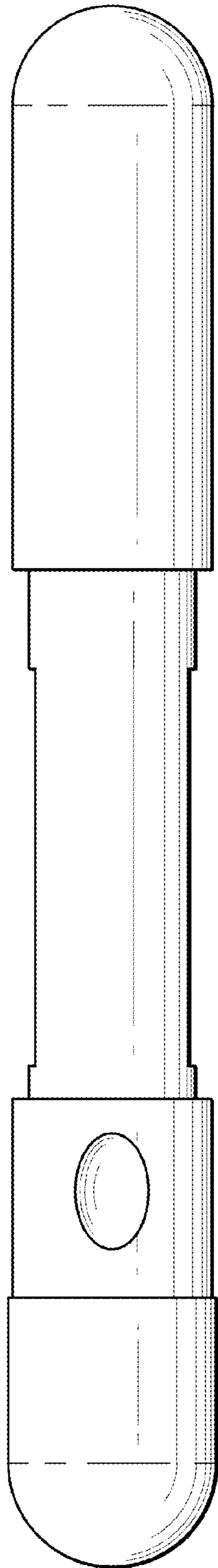


FIG. 4




FIG. 5

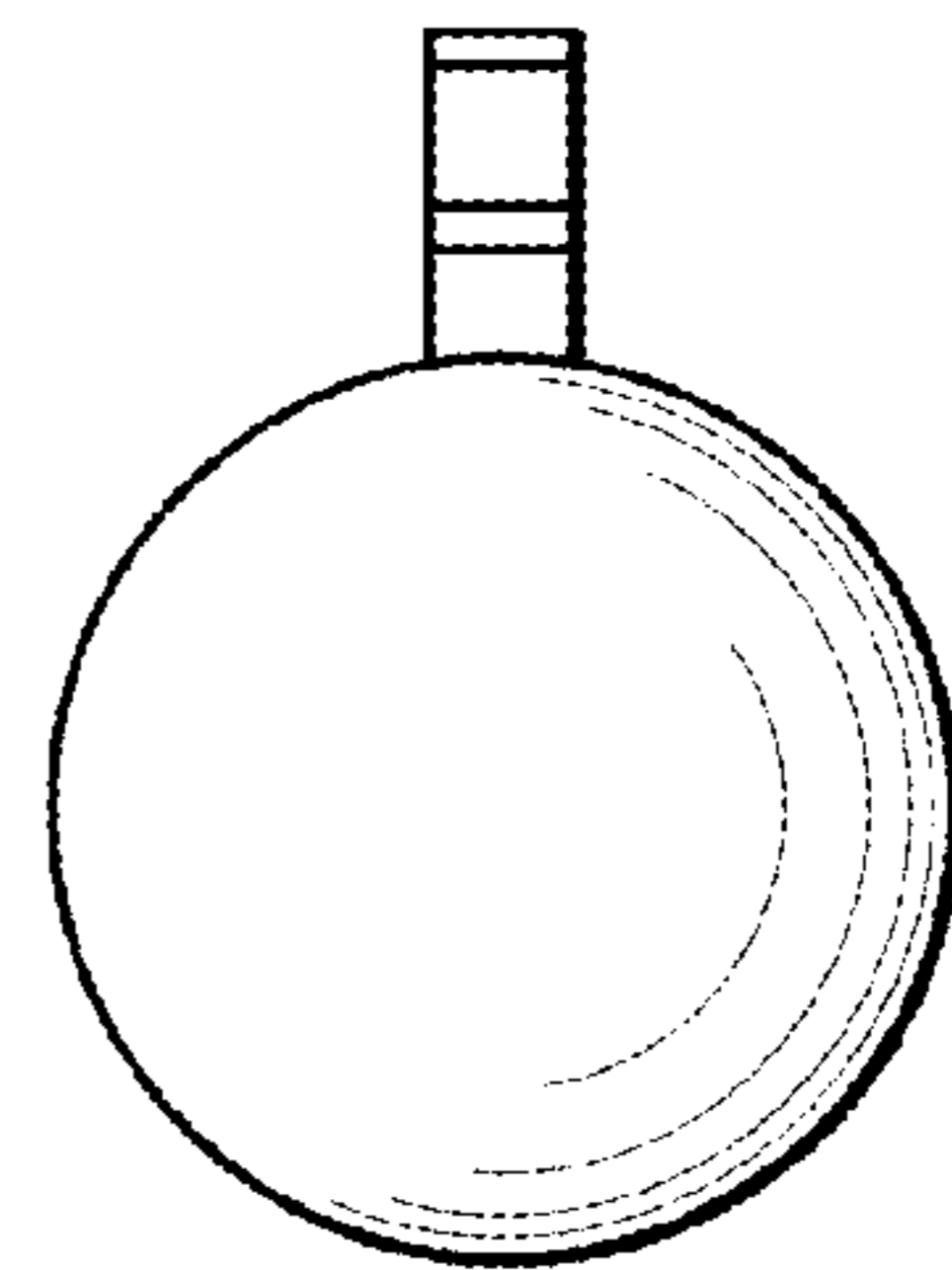


FIG. 6

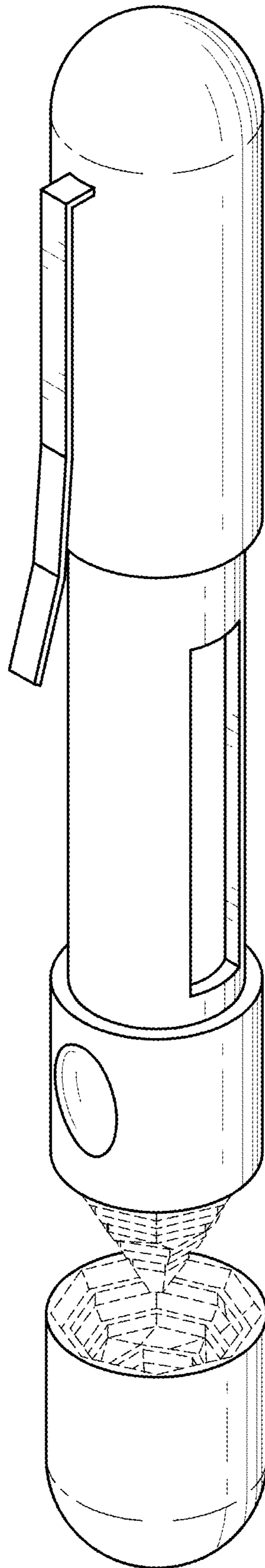


FIG. 7