



US00D760483S

(12) **United States Design Patent**  
**Siegel**

(10) **Patent No.:** **US D760,483 S**  
(45) **Date of Patent:** **\*\* Jul. 5, 2016**

(54) **SHOE**  
(71) Applicant: **Christoph Siegel**, Freienbach (CH)  
(72) Inventor: **Christoph Siegel**, Freienbach (CH)  
(\*\*) Term: **14 Years**  
(21) Appl. No.: **29/482,567**  
(22) Filed: **Feb. 19, 2014**  
(51) **LOC (10) Cl.** ..... **02-04**  
(52) **U.S. Cl.**  
USPC ..... **D2/908**  
(58) **Field of Classification Search**  
USPC ..... D2/896, 902, 906-908, 915, 923,  
D2/943-946, 968, 969, 972; 36/45-49,  
36/50.1, 77 M, 77 R, 83, 88, 113, 114, 124,  
36/126-131  
CPC ..... A43B 5/00; A43B 5/001; A43B 5/008;  
A43B 5/0488; A43B 5/1666; A43B 5/1675;  
A43B 5/1683  
See application file for complete search history.

D290,541 S 6/1987 O'Rourke  
D292,945 S 12/1987 Selbiger et al.  
D301,386 S 6/1989 Weiner  
D319,721 S 9/1991 Clark  
D349,395 S 8/1994 Kelchak  
D449,426 S 10/2001 Pollastrelli  
D452,362 S 12/2001 Mastroianni et al.  
D575,048 S 8/2008 Santos  
D575,490 S 8/2008 Hatfield et al.  
D577,888 S \* 10/2008 Horne et al. .... D2/969  
D578,291 S 10/2008 Horne et al.  
D587,891 S 3/2009 Minami  
D594,213 S 6/2009 Horne et al.  
D608,540 S 1/2010 Dekovic  
D620,689 S 8/2010 Weber  
D625,491 S 10/2010 Morton  
D628,776 S 12/2010 Cofinco  
D628,777 S 12/2010 Bourdin et al.  
D628,778 S 12/2010 Hardy  
D629,185 S 12/2010 Vico et al.  
D634,519 S 3/2011 Choi

(Continued)

*Primary Examiner* — Derrick Holland  
*Assistant Examiner* — Janice Lim  
(74) *Attorney, Agent, or Firm* — Knobbe, Martens, Olson & Bear LLP

(56) **References Cited**

**U.S. PATENT DOCUMENTS**

D123,480 S 11/1940 Hubbard  
D128,519 S 7/1941 Hard  
D148,519 S 2/1948 Campagna  
D149,139 S 3/1948 Parker  
D200,846 S 4/1965 Bovay  
D226,461 S \* 3/1973 Nelson ..... D2/907  
D233,805 S 12/1974 Kubo  
D243,211 S 2/1977 Gamm  
D257,074 S 9/1980 Gucci  
D266,285 S 9/1982 Vermonet  
D266,881 S \* 11/1982 Ueno ..... D2/908  
D270,870 S \* 10/1983 Tilles ..... D2/908  
D272,963 S 3/1984 Muller et al.  
D273,340 S 4/1984 Gamm  
D281,829 S 12/1985 Radford  
4,584,783 A 4/1986 Dobbin

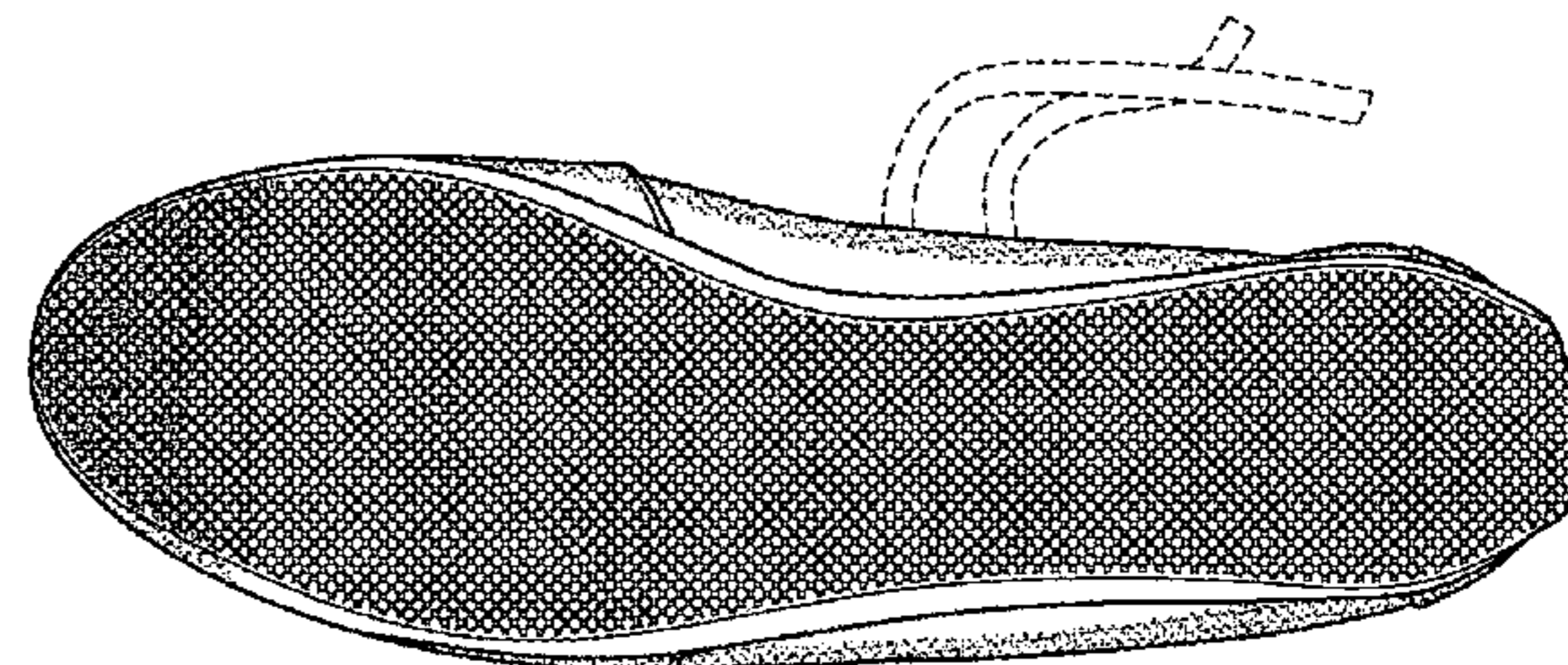

(57) **CLAIM**

The ornamental design for a shoe, as shown and described.

**DESCRIPTION**

FIG. 1 is a side view of a shoe, showing my new design.  
FIG. 2 is an opposite side view thereof.  
FIG. 3 is a top view thereof.  
FIG. 4 is a bottom view thereof.  
FIG. 5 is a front view thereof; and,  
FIG. 6 is a rear view thereof.  
The broken line portions of FIGS. 1-6 are included to show unclaimed subject matter only and form no part of the claimed design.

**1 Claim, 5 Drawing Sheets**



(56)

**References Cited**

U.S. PATENT DOCUMENTS

D636,156 S 4/2011 Della Valle et al.  
D637,799 S 5/2011 Della Valle et al.  
D645,651 S \* 9/2011 Mateo ..... D2/969  
D661,874 S \* 6/2012 Hardy ..... D2/907  
D670,070 S \* 11/2012 Della Valle et al. .... D2/908  
D680,712 S 4/2013 Della Valle et al.  
D680,714 S 4/2013 Della Valle et al.  
D681,315 S 5/2013 Della Valle et al.  
D681,317 S 5/2013 Della Valle et al.

D682,515 S 5/2013 Della Valle et al.  
D689,673 S 9/2013 Kampff  
D689,674 S 9/2013 Kampff  
D700,419 S 3/2014 Della Valle et al.  
D701,023 S 3/2014 Della Valle et al.  
D701,373 S 3/2014 Della Valle et al.  
D702,026 S 4/2014 Della Valle et al.  
D719,326 S 12/2014 Marchal  
D723,257 S 3/2015 Bacon  
D723,258 S 3/2015 Weddle  
2010/0275470 A1 11/2010 Hoffer et al.

\* cited by examiner

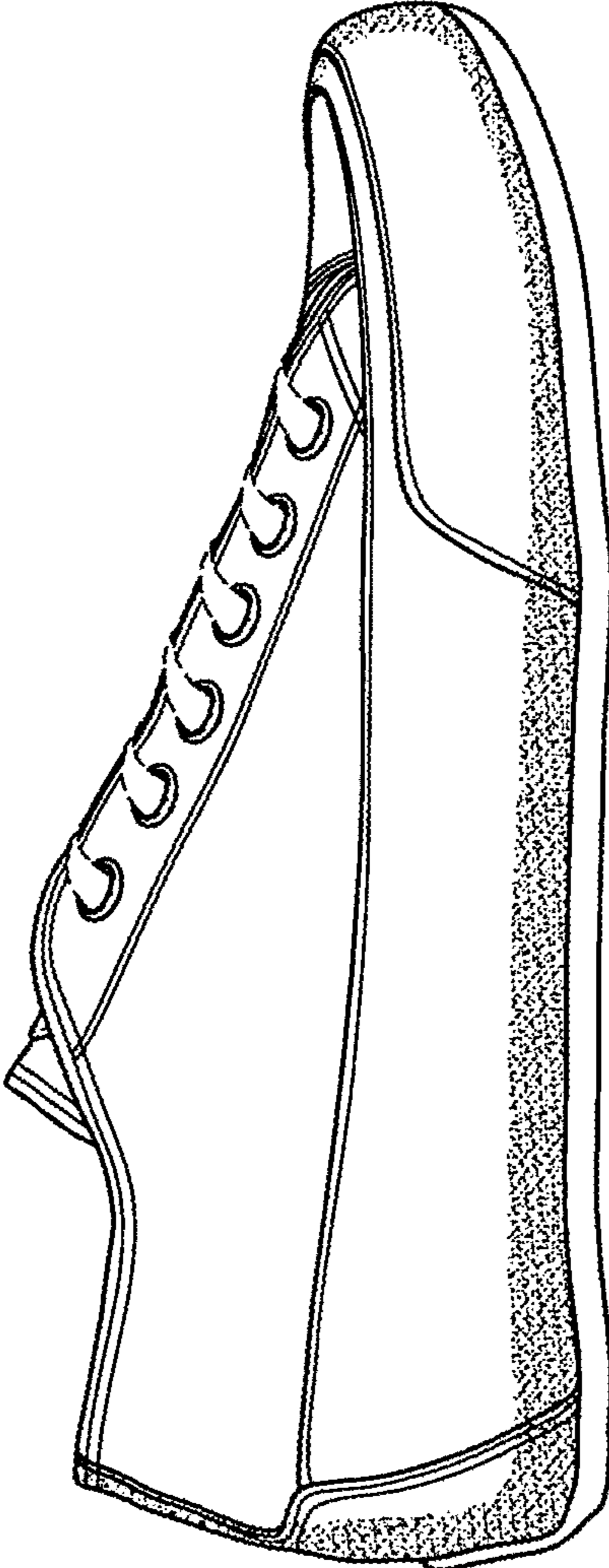


FIG. 1

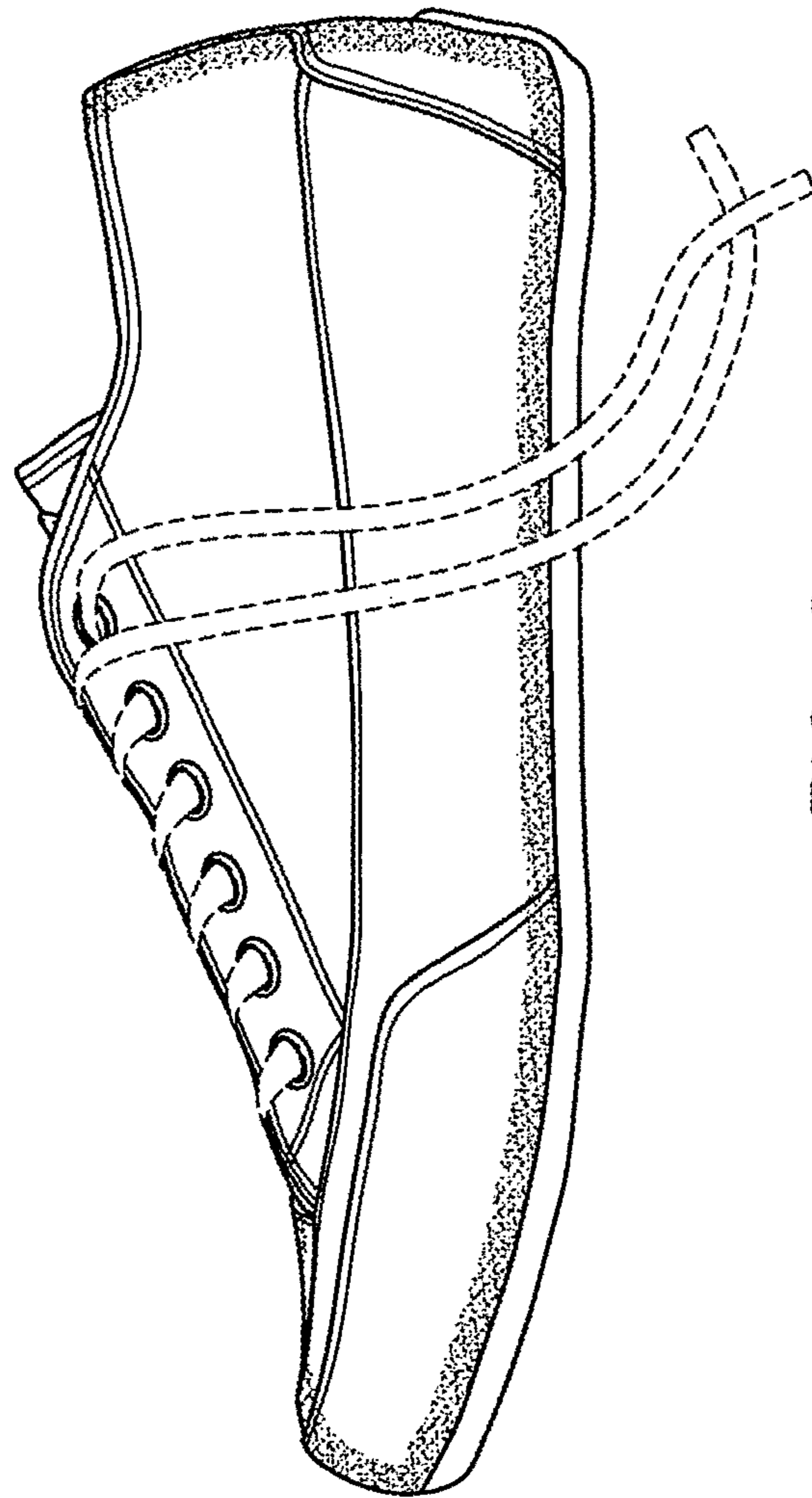


FIG. 2

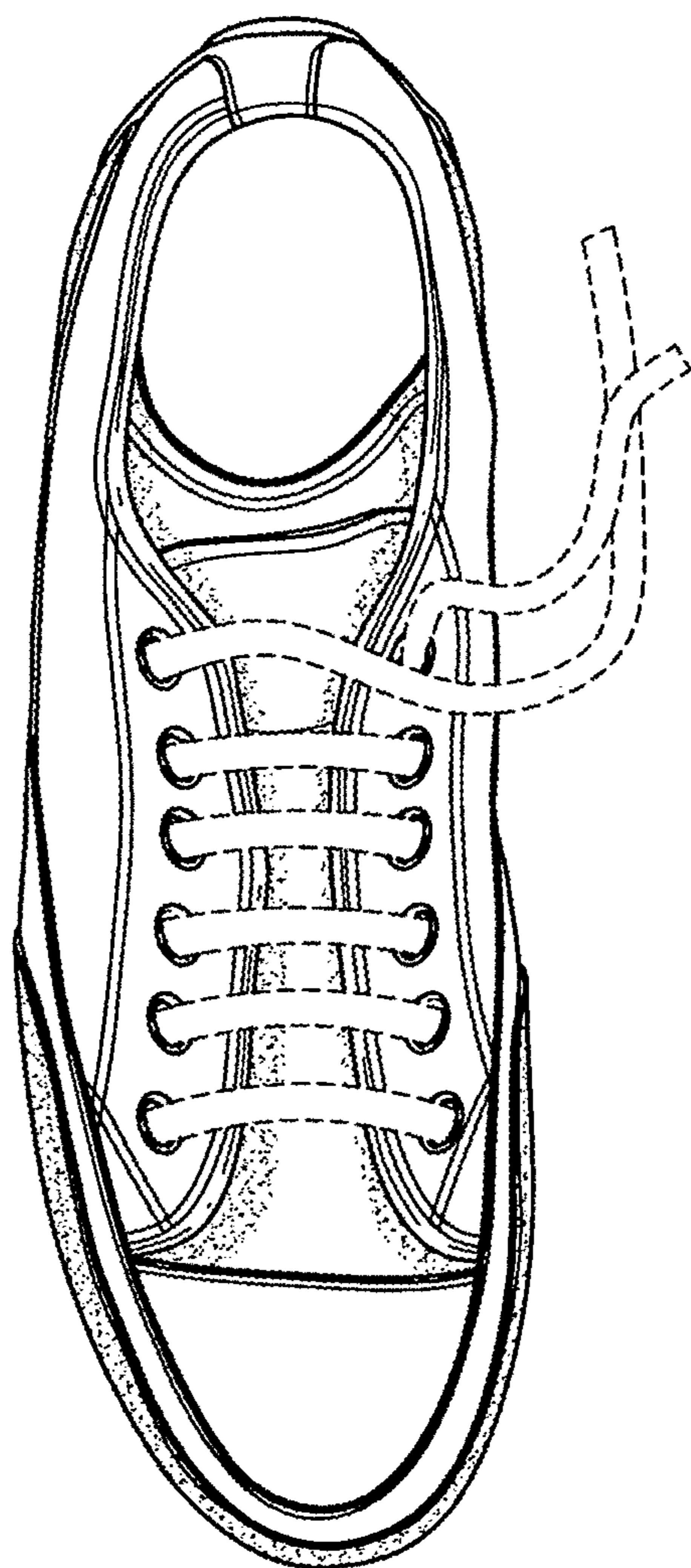


FIG. 3

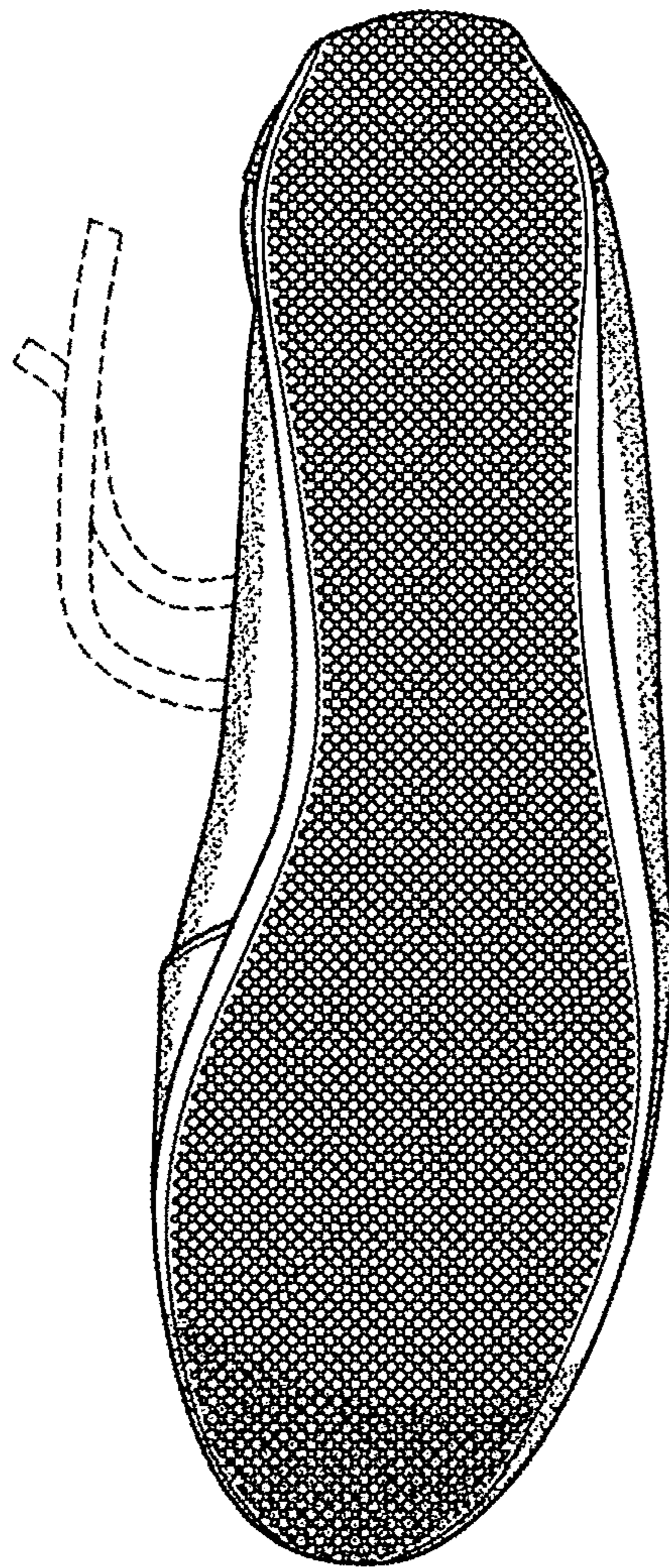


FIG. 4

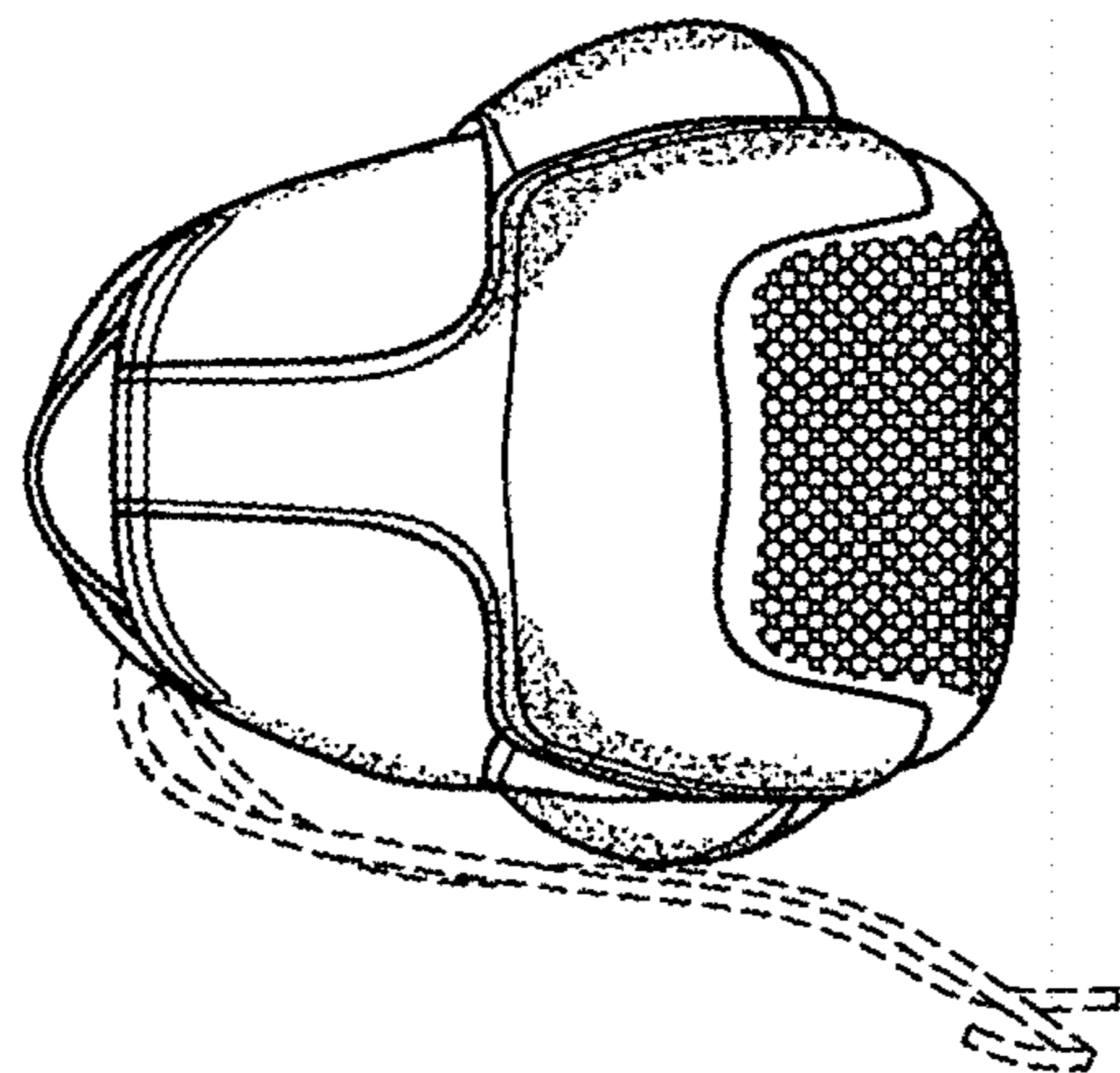


FIG. 6

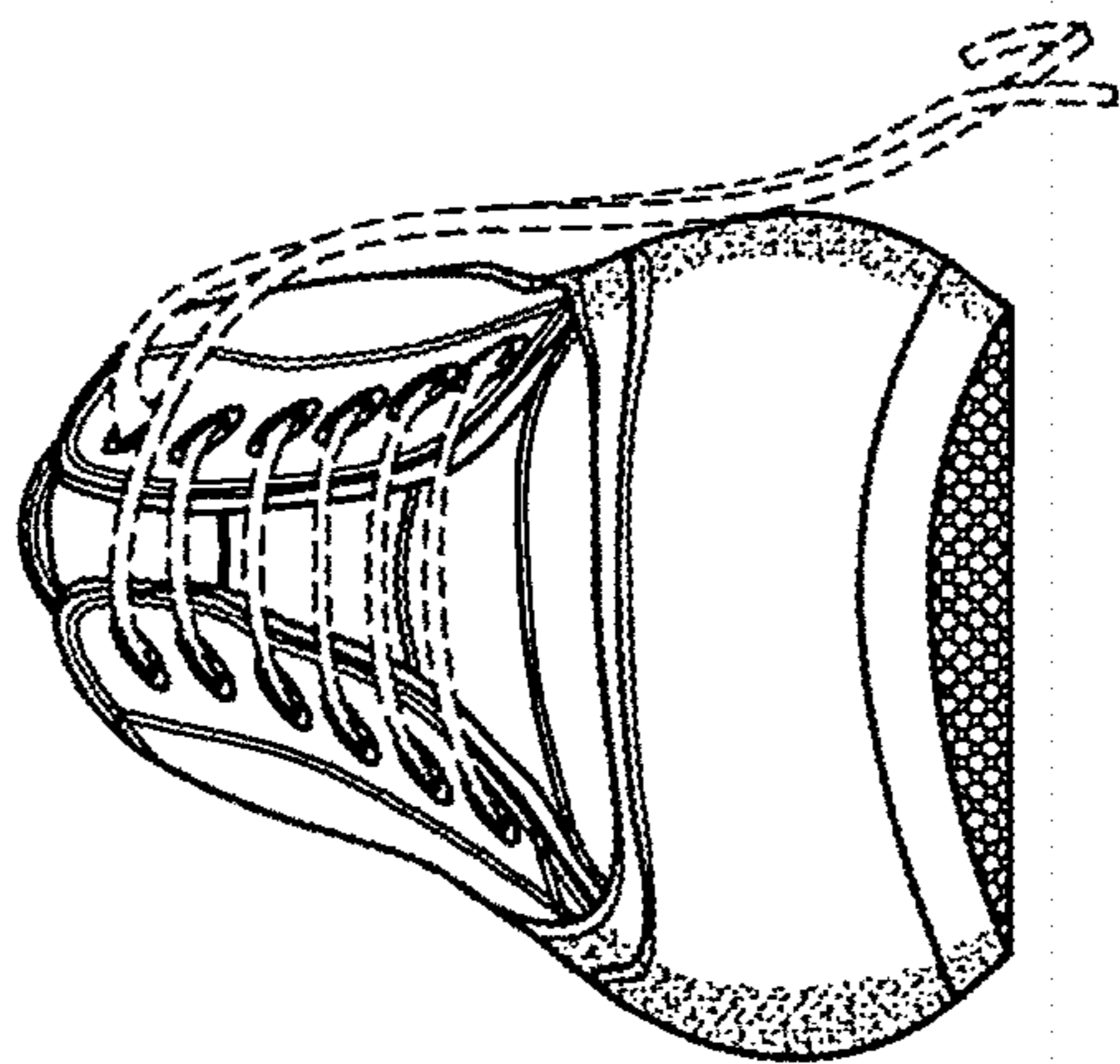


FIG. 5