



US00D760482S

(12) **United States Design Patent**
Siegel

(10) **Patent No.:** **US D760,482 S**
(45) **Date of Patent:** **** Jul. 5, 2016**

(54) **SHOE**
(71) Applicant: **Christoph Siegel**, Freienbach (CH)
(72) Inventor: **Christoph Siegel**, Freienbach (CH)
(**) Term: **14 Years**
(21) Appl. No.: **29/482,568**
(22) Filed: **Feb. 19, 2014**
(51) **LOC (10) Cl.** **02-04**
(52) **U.S. Cl.**
USPC **D2/902**
(58) **Field of Classification Search**
USPC D2/896, 902, 906-908, 915, 923,
D2/943-946, 968, 969, 972; 36/45-49,
36/50.1, 77 M, 77 R, 83, 88, 113, 114, 124,
36/126-131
CPC A43B 5/00; A43B 5/001; A43B 5/008;
A43B 5/0488; A43B 5/1666; A43B 5/1675;
A43B 5/1683
See application file for complete search history.

D290,541 S 6/1987 O'Rourke
D292,945 S * 12/1987 Selbiger et al. D2/970
D301,386 S 6/1989 Weiner
D319,721 S * 9/1991 Clark D2/969
D349,395 S 8/1994 Kelchak
D449,426 S 10/2001 Pollastrelli
D452,362 S 12/2001 Mastroianni et al.
D575,048 S 8/2008 Santos
D575,490 S * 8/2008 Hatfield et al. D2/969
D577,888 S 10/2008 Horne et al.
D578,291 S 10/2008 Horne et al.
D587,891 S 3/2009 Minami
D594,213 S * 6/2009 Horne et al. D2/969
D608,540 S 1/2010 Dekovic
D620,689 S 8/2010 Weber
D625,491 S * 10/2010 Morton D2/908
D628,776 S * 12/2010 Cofinco D2/908
D628,777 S 12/2010 Bourdin et al.
D628,778 S 12/2010 Hardy

(Continued)

Primary Examiner — Derrick Holland
Assistant Examiner — Janice Lim
(74) *Attorney, Agent, or Firm* — Knobbe, Martens, Olson & Bear LLP

(56) **References Cited**

U.S. PATENT DOCUMENTS


D123,480 S 11/1940 Hubbard
D128,519 S 7/1941 Hard
D148,519 S 2/1948 Campagna
D149,139 S 3/1948 Parker
D200,846 S 4/1965 Bovay
D226,461 S 3/1973 Nelson
D233,805 S 12/1974 Kubo
D243,211 S 2/1977 Gamm
D257,074 S 9/1980 Gucci
D266,285 S 9/1982 Vermonet
D266,881 S 11/1982 Ueno
D270,870 S 10/1983 Tilles
D272,963 S 3/1984 Muller et al.
D273,340 S 4/1984 Gamm
D281,829 S 12/1985 Radford
4,584,783 A 4/1986 Dobbin

(57) **CLAIM**
The ornamental design for a shoe, as shown and described.

DESCRIPTION

FIG. 1 is a side view of a shoe, showing my new design.
FIG. 2 is an opposite side view thereof.
FIG. 3 is a top view thereof.
FIG. 4 is a bottom view thereof.
FIG. 5 is a front view thereof; and,
FIG. 6 is a rear view thereof.
The broken lines showing the shoelace in FIGS. 1-6 are included to show unclaimed subject matter only and form no part of the claimed design.
The broken lines on the shoe of FIGS. 1-6 are included to show unclaimed stitching on the article.

1 Claim, 5 Drawing Sheets



(56)

References Cited

U.S. PATENT DOCUMENTS

D629,185 S 12/2010 Vico et al.
D634,519 S 3/2011 Choi
D636,156 S 4/2011 Della Valle et al.
D637,799 S 5/2011 Della Valle et al.
D645,651 S 9/2011 Mateo
D670,070 S 11/2012 Della Valle et al.
D680,712 S 4/2013 Della Valle et al.
D680,714 S * 4/2013 Della Valle et al. D2/908
D681,315 S 5/2013 Della Valle et al.

D681,317 S 5/2013 Della Valle et al.
D682,515 S 5/2013 Della Valle et al.
D689,673 S 9/2013 Kampff
D689,674 S 9/2013 Kampff
D700,419 S 3/2014 Della Valle et al.
D701,023 S 3/2014 Della Valle et al.
D701,373 S 3/2014 Della Valle et al.
D702,026 S 4/2014 Della Valle et al.
D719,326 S 12/2014 Marchal
D723,257 S 3/2015 Bacon
D723,258 S 3/2015 Weddle
2010/0275470 A1 11/2010 Hoffer et al.

* cited by examiner




FIG. 1

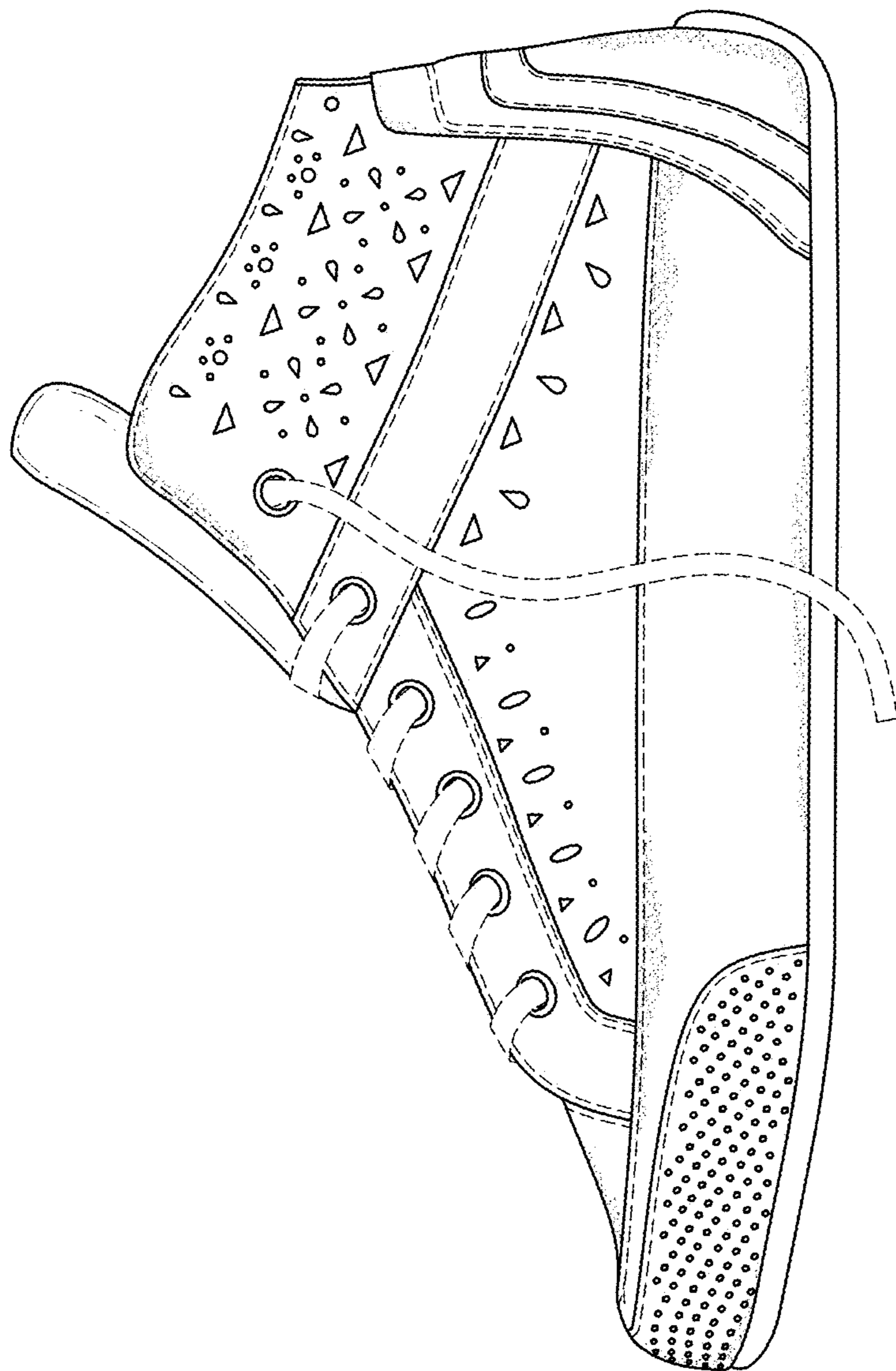


FIG. 2

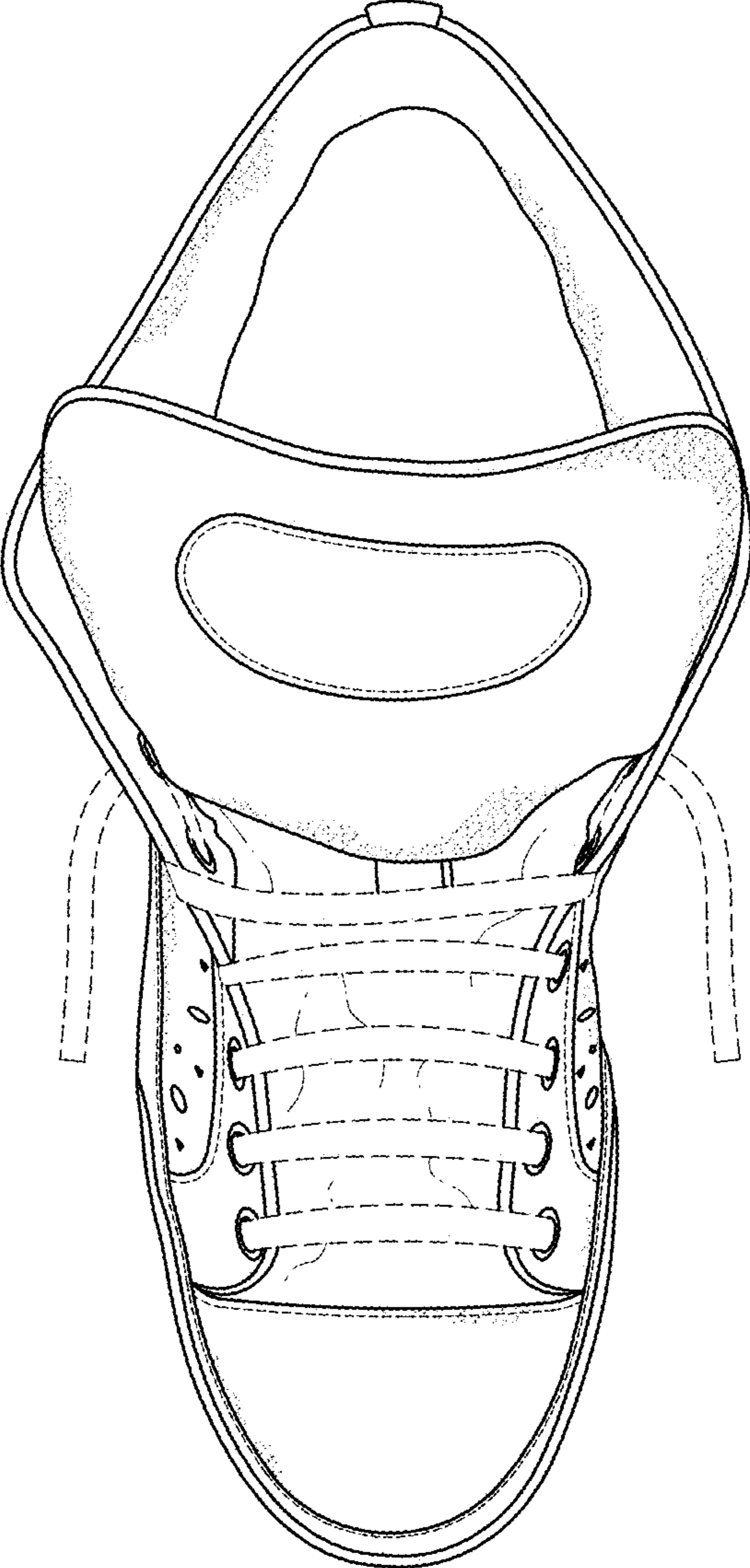


FIG. 3

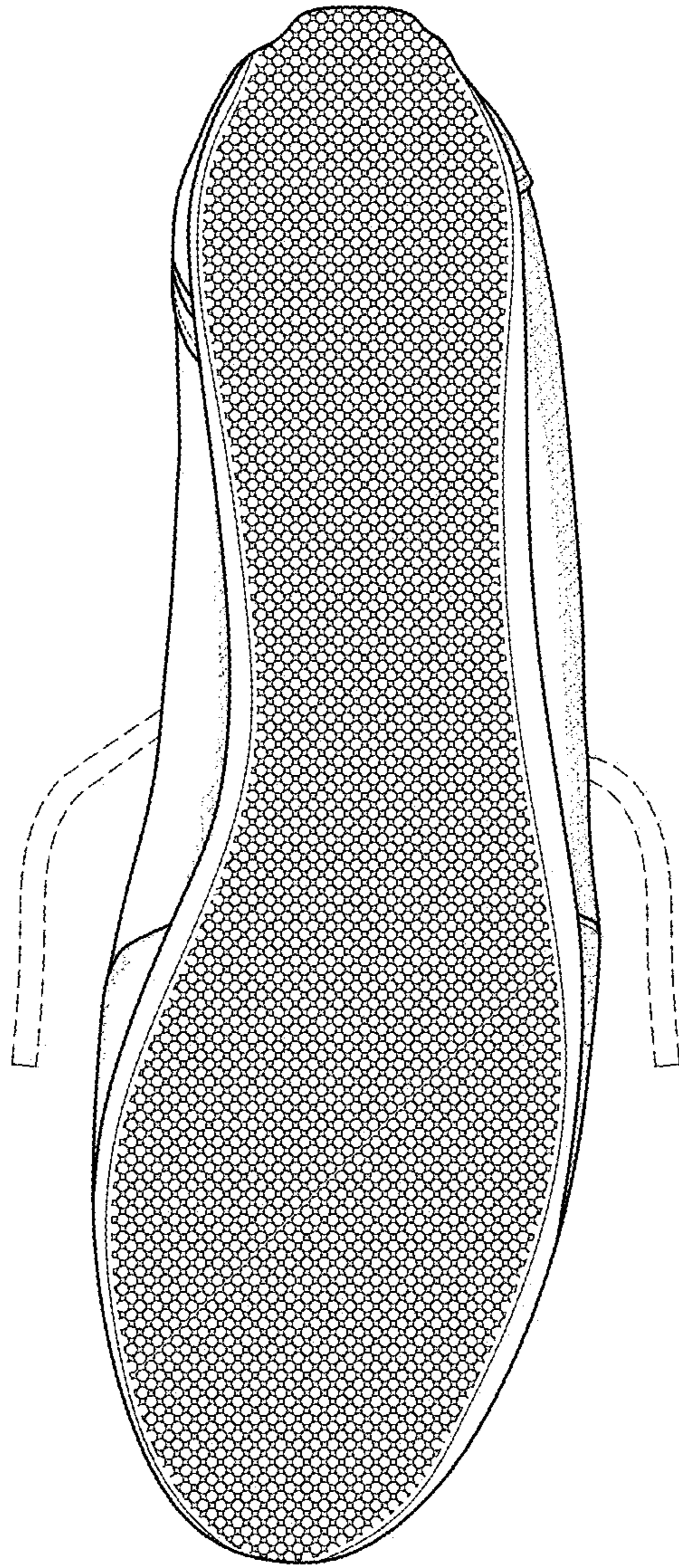


FIG. 4

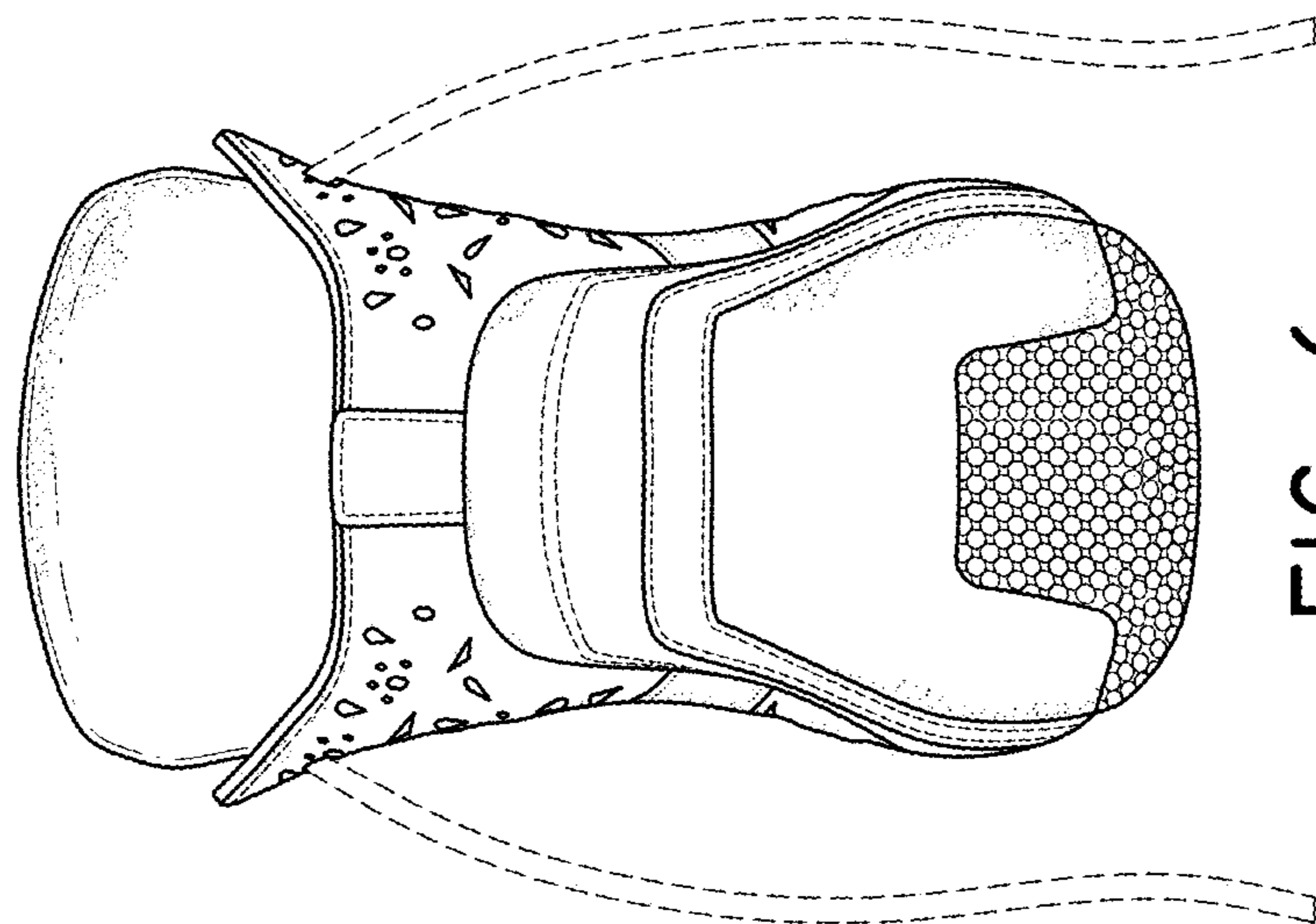


FIG. 6

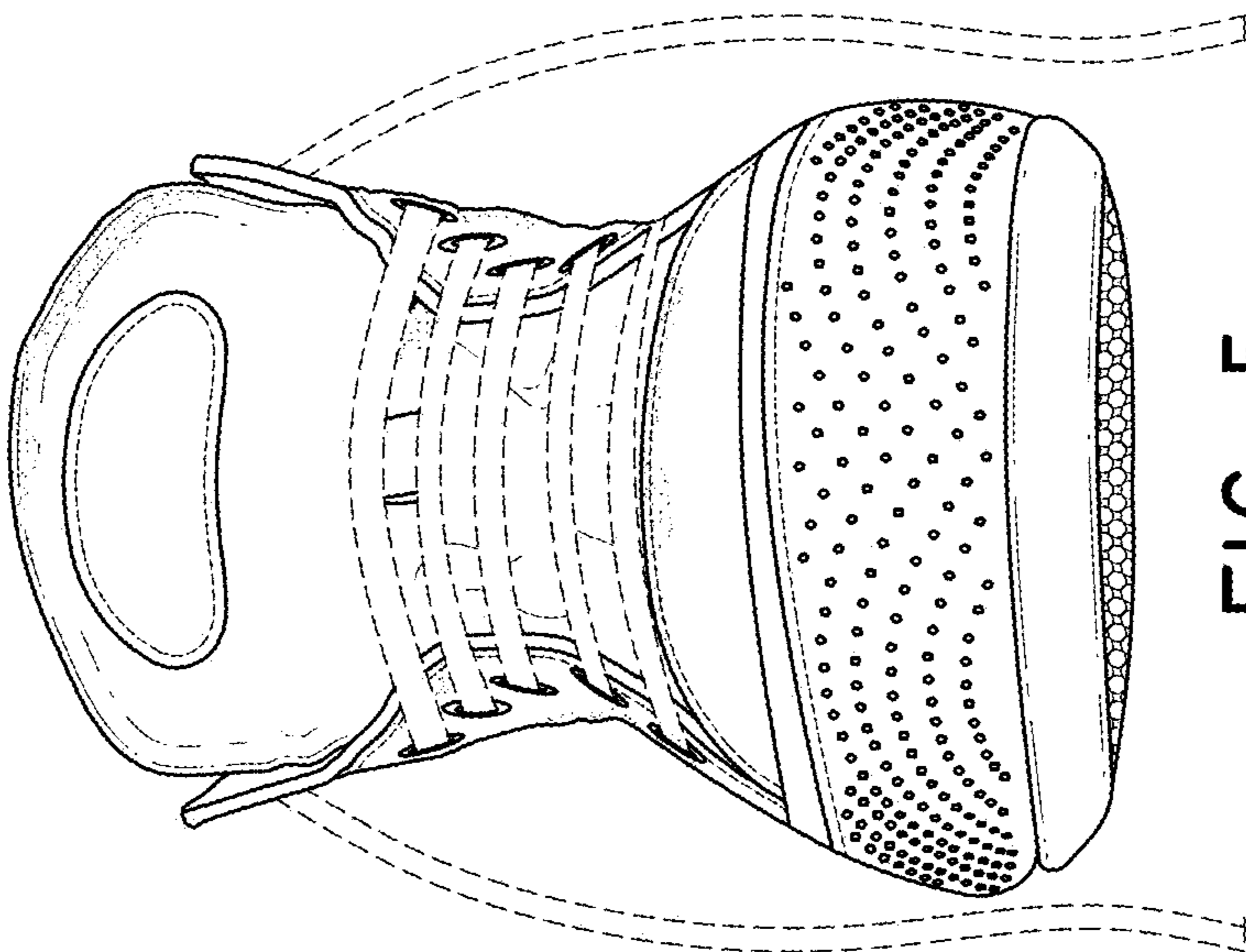


FIG. 5