



US00D760476S

(12) **United States Design Patent**
Gilmore et al.

(10) **Patent No.:** **US D760,476 S**
(45) **Date of Patent:** **** Jul. 5, 2016**

- (54) **THROW WRAP**
- (71) Applicant: **The Northwest Company, LLC**,
Roslyn, NY (US)
- (72) Inventors: **Elizabeth Anne Gilmore**, Lindenhurst,
NY (US); **Danielle Rose Trotter**,
Bethpage, NY (US); **Jillian Ilyssa Ivler**,
Plainview, NY (US)
- (73) Assignee: **The Northwest Company, LLC**,
Roslyn, NY (US)
- (**) Term: **15 Years**
- (21) Appl. No.: **29/526,930**
- (22) Filed: **May 14, 2015**
- (51) **LOC (10) Cl.** **02-02**
- (52) **U.S. Cl.**
USPC **D2/823**
- (58) **Field of Classification Search**
USPC D2/728, 823, 824, 825, 829, 860, 861,
D2/864; D6/596, 603, 608, 609, 610, 611
See application file for complete search history.

- 2007/0050885 A1* 3/2007 Steinert A41D 27/12
2/104
- 2007/0113339 A1* 5/2007 Field A47G 9/068
5/482
- 2008/0301847 A1* 12/2008 Holland A41D 1/205
2/52
- 2009/0007312 A1* 1/2009 Greer A47G 9/083
2/69.5
- 2009/0217455 A1* 9/2009 Wilson A41B 13/06
5/494
- 2014/0009916 A1* 1/2014 Zhang F21V 33/004
362/103

* cited by examiner

Primary Examiner — Robert M Spear
Assistant Examiner — John Voytek
(74) *Attorney, Agent, or Firm* — Collard & Roe, P.C.

(57) **CLAIM**

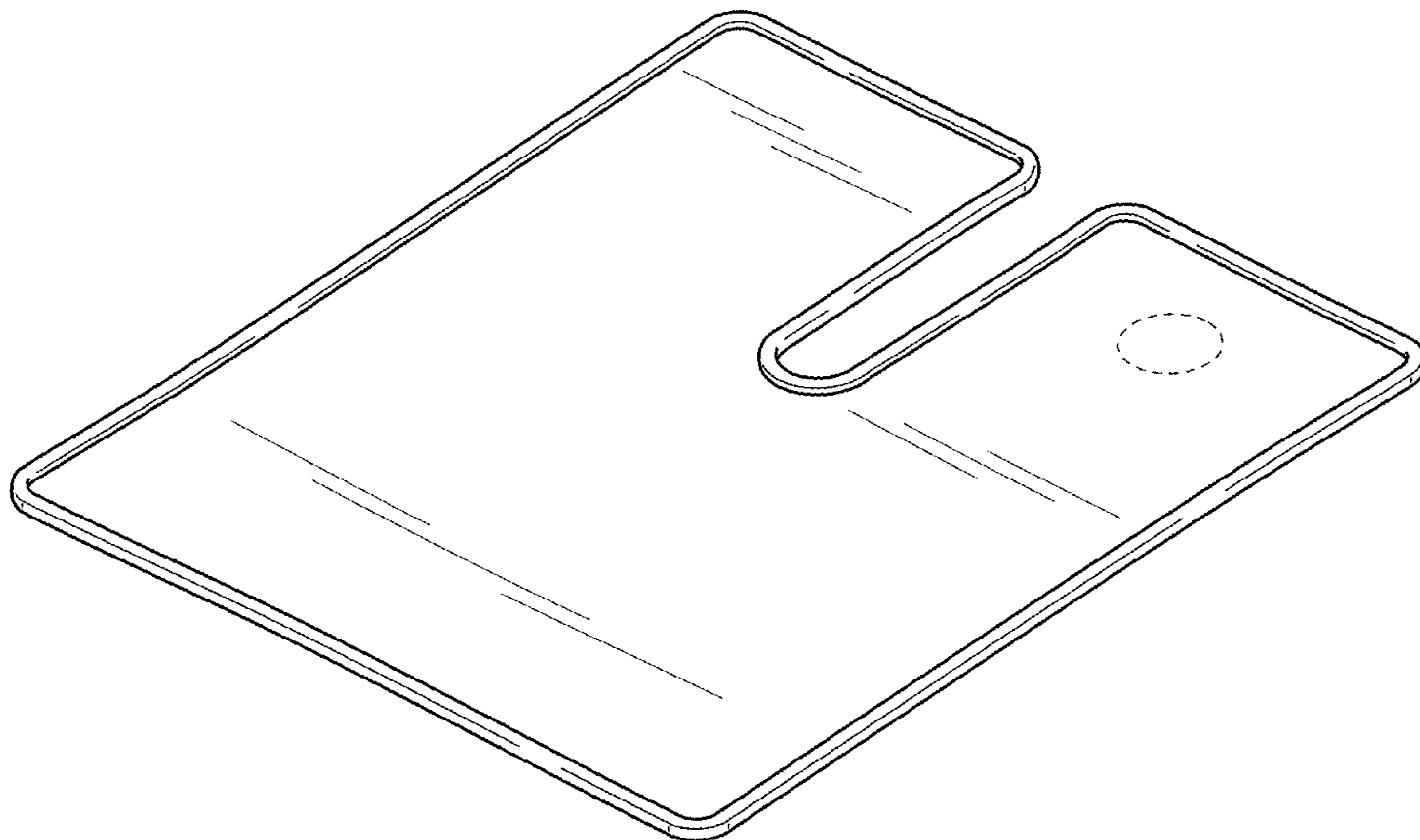
The ornamental design for a throw wrap, as shown and described.

DESCRIPTION

FIG. 1 is a front view of a throw wrap showing our new design;
FIG. 2 is a back view thereof;
FIG. 3 is a top view thereof;
FIG. 4 is a bottom view thereof;
FIG. 5 is a right side view with the opposite side being a mirror image;
FIG. 6 is a top right front perspective view thereof; and,
FIG. 7 is a bottom right side back perspective view thereof.
The broken lines and the area within the broken lines form no part of the claimed invention.

1 Claim, 3 Drawing Sheets

- (56) **References Cited**
U.S. PATENT DOCUMENTS
D284,520 S * 7/1986 Handler D29/119
D627,952 S * 11/2010 Bish D2/860
D679,930 S * 4/2013 Thomas D6/603
D715,030 S * 10/2014 Paulsen D2/861
D738,138 S * 9/2015 Jackson D6/610
2006/0174410 A1* 8/2006 Mastandrea, Jr. A01K 1/0353
5/482



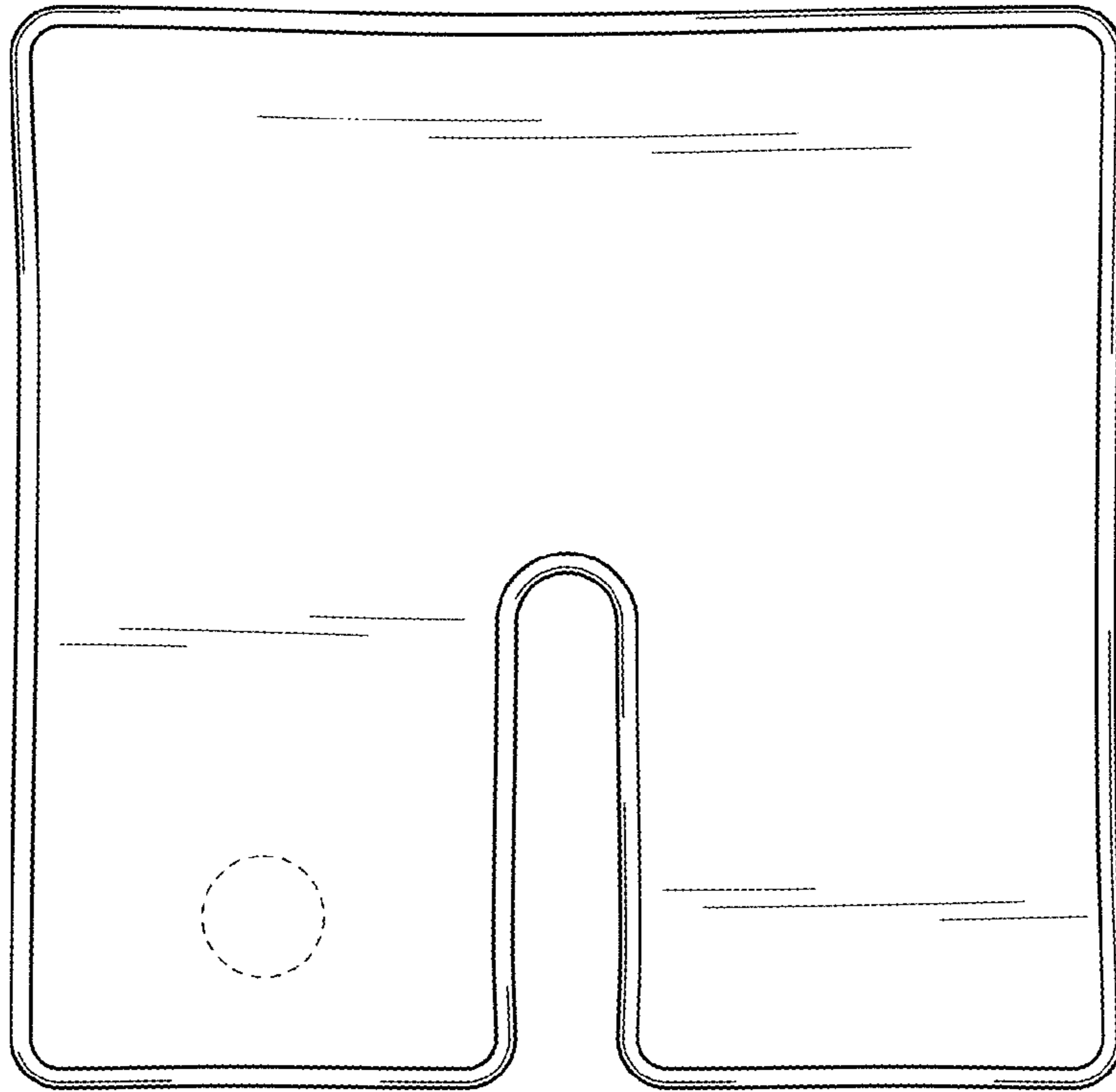


FIG. 1




FIG. 2




FIG. 3

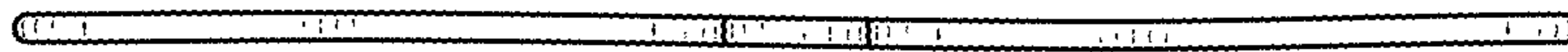


FIG. 4



FIG. 5

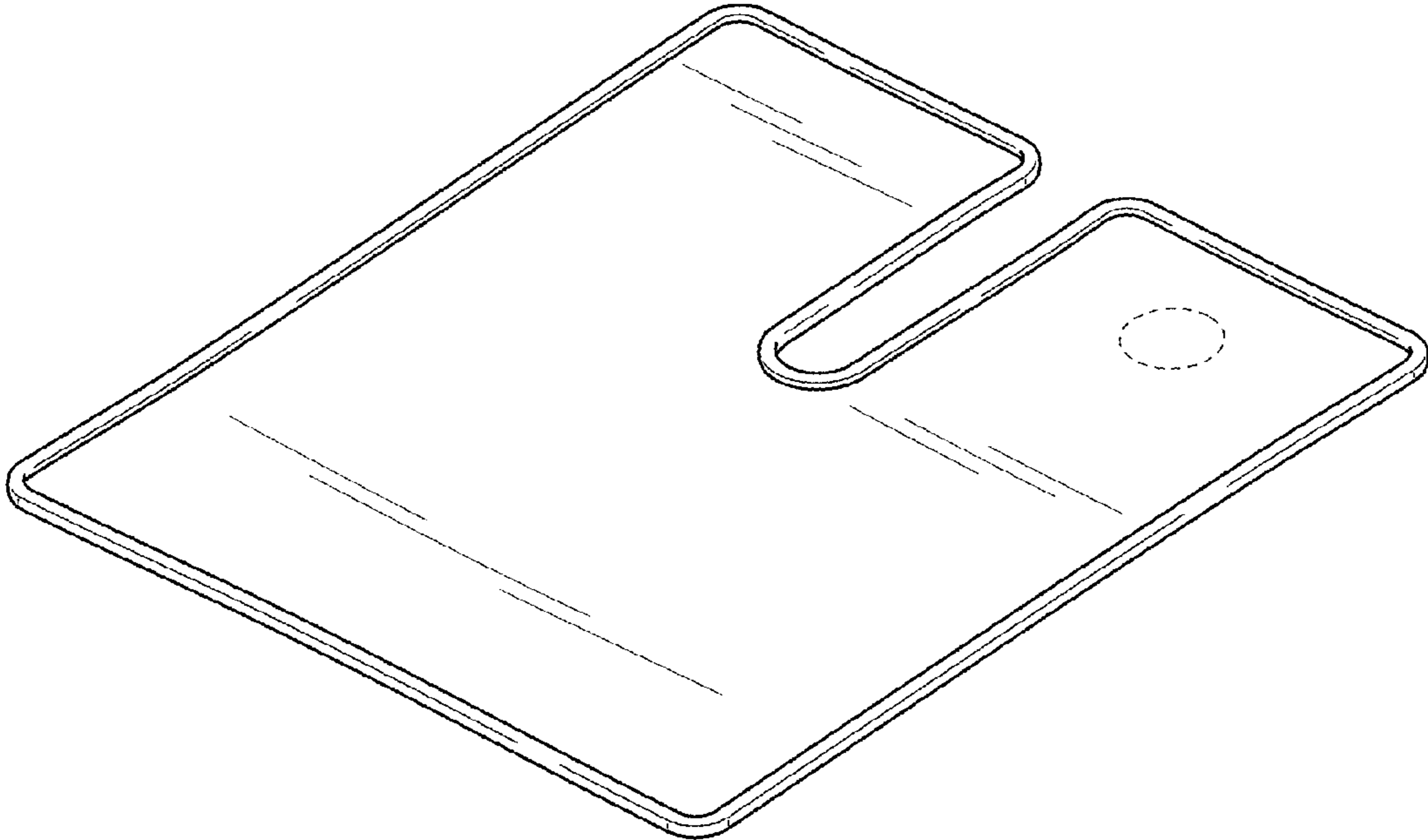


FIG. 6

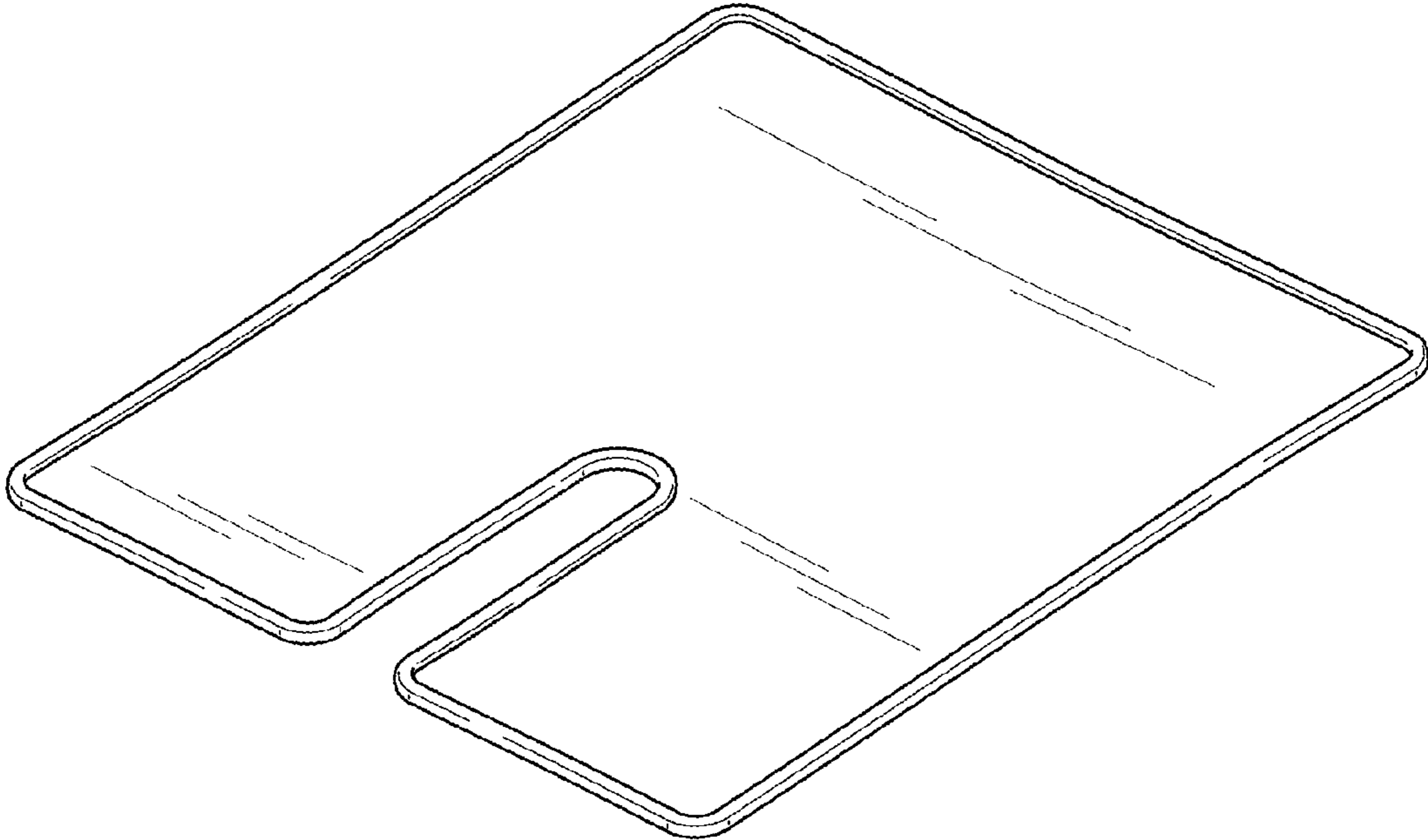


FIG. 7