



US00D760441S

(12) **United States Design Patent**
Cody

(10) **Patent No.:** **US D760,441 S**
(45) **Date of Patent:** **** Jun. 28, 2016**

(54) **MOUTH GUARD**

(71) Applicant: **Tim Cody**, Brantford (CA)

(72) Inventor: **Tim Cody**, Brantford (CA)

(**) Term: **14 Years**

(21) Appl. No.: **29/515,943**

(22) Filed: **Jan. 28, 2015**

(51) **LOC (10) Cl.** **29-02**

(52) **U.S. Cl.**

USPC **D29/108**

(58) **Field of Classification Search**

USPC D29/100, 105, 106, 108, 122;
D24/108-110.5, 156, 176, 181;
128/859, 860, 861, 862, 857, 846, 848;
602/902; 433/6, 18, 24, 168.1; 2/9,
2/424, 425; D21/812

CPC A61F 5/566; A61F 5/58; A63B 71/08;
A63B 71/081; A63B 71/085; A63B 2071/085;
A63B 2071/088; A61C 7/10; A61C 13/08;
A61C 13/081; A61C 13/083; A61C 13/087;
A61C 19/066; A61C 5/14; A61B 13/00;
A61B 1/24

See application file for complete search history.

(56) **References Cited**

U.S. PATENT DOCUMENTS

D406,405 S *	3/1999	Yoshida	D24/176
D541,481 S *	4/2007	Farrell	D29/108
D615,709 S *	5/2010	Manzo	D29/108
D618,399 S *	6/2010	Manzo	D29/108
D623,357 S *	9/2010	Manzo	D29/108

D626,292 S *	10/2010	Farrell	D29/108
D627,107 S *	11/2010	Manzo	D29/108
D630,382 S *	1/2011	Manzo	D29/108
D634,480 S *	3/2011	Manzo	D29/108
D642,277 S *	7/2011	Farrell	D24/181
D644,791 S *	9/2011	Petrocelli	D29/108
D648,900 S *	11/2011	Manzo	D29/108
D658,813 S *	5/2012	Manzo	D29/108
D688,832 S *	8/2013	Polk, III	D29/108
D727,571 S *	4/2015	Brett	D29/108
D743,108 S *	11/2015	Charlton	D29/108
D743,109 S *	11/2015	Charlton	D29/108
2007/0254256 A1 *	11/2007	Farrell	A61C 7/08 433/6
2008/0050693 A1 *	2/2008	Fischer	A61C 19/063 433/25
2009/0165805 A1 *	7/2009	Syrop	A61F 5/566 128/861
2010/0051038 A1 *	3/2010	Quigless	A63B 71/085 128/861
2010/0196837 A1 *	8/2010	Farrell	A61C 7/08 433/6
2012/0085354 A1 *	4/2012	Polk, III	A63B 71/085 128/861

* cited by examiner

Primary Examiner — Elizabeth J Oswecki

(57) **CLAIM**

The ornamental design for a mouth guard, as shown and described.

DESCRIPTION

FIG. 1 is a top, rear perspective view of a mouth guard showing my design; and,
FIG. 2 is a bottom, front perspective view thereof.
All surfaces not shown form no part of the claimed design.

1 Claim, 2 Drawing Sheets

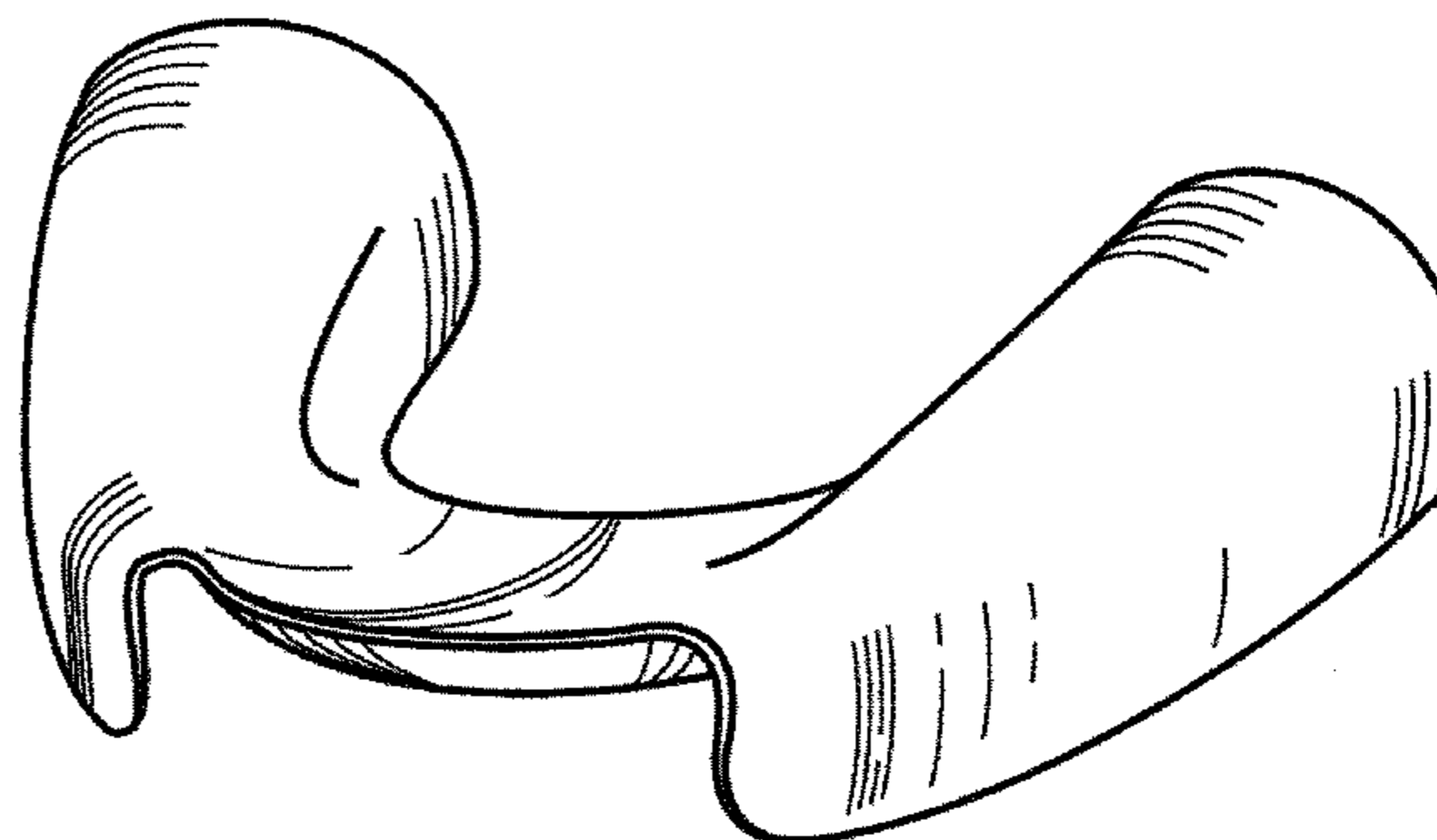
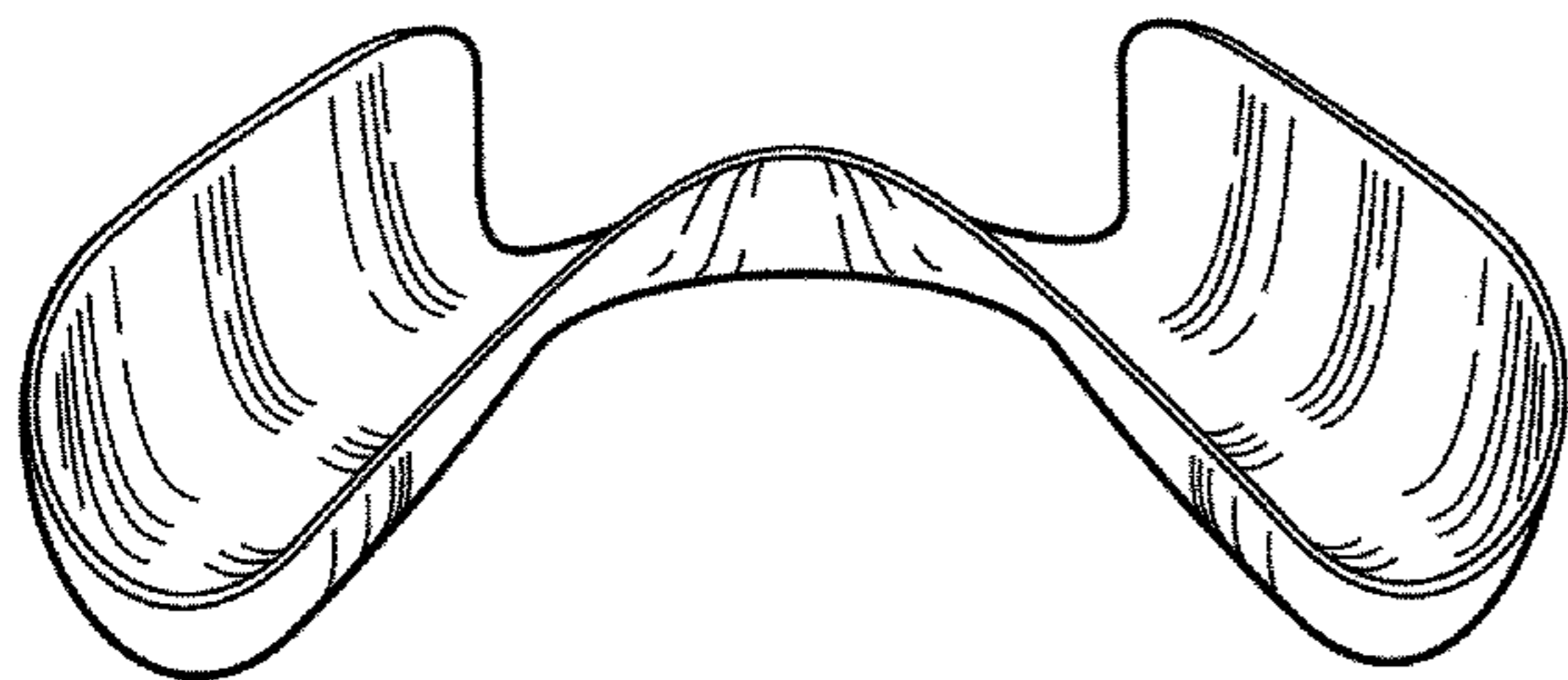


Fig. 1

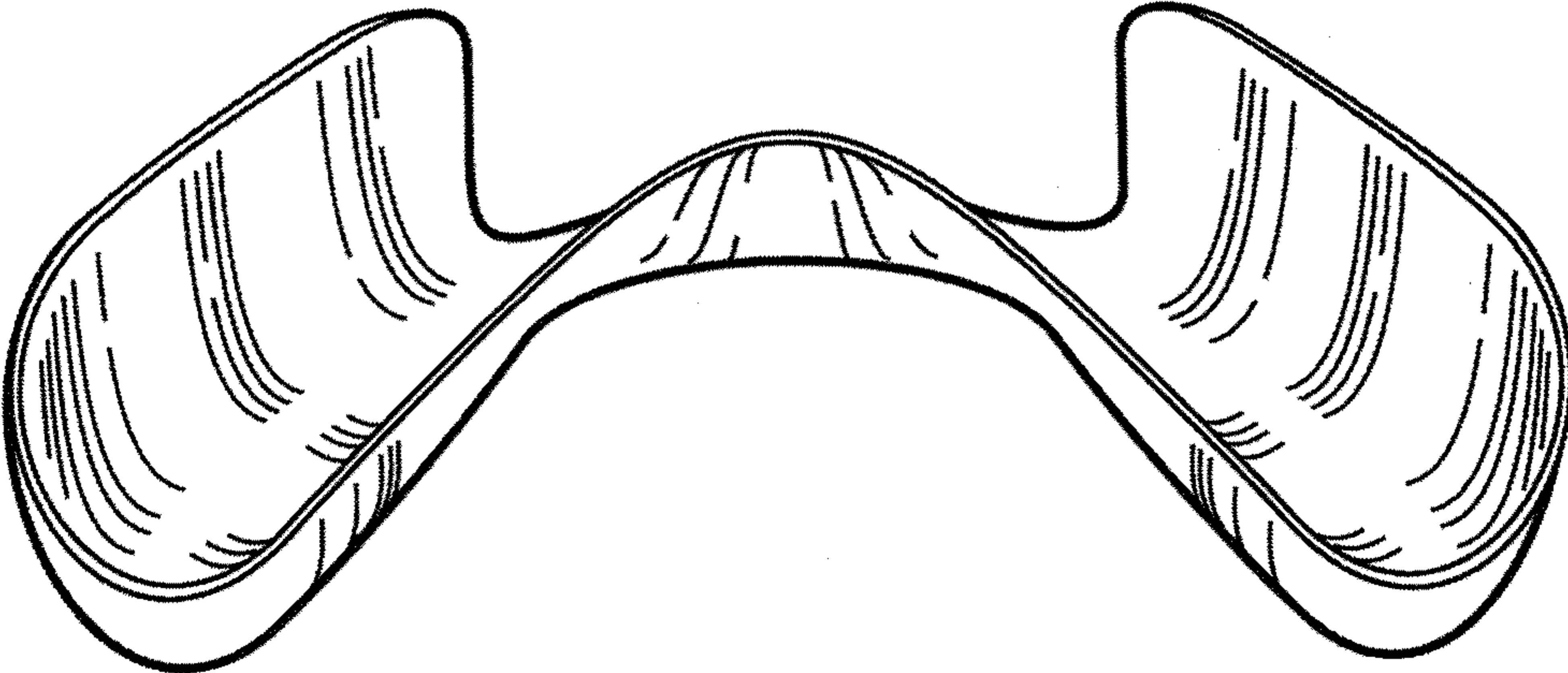


Fig. 2

