



US00D760440S

(12) **United States Design Patent**
Lifshitz et al.

(10) **Patent No.:** **US D760,440 S**
(45) **Date of Patent:** **** Jun. 28, 2016**

- (54) **INTERCOURSE LEVERAGE HARNESS**
- (71) Applicants: **Bryan Lifshitz**, Phoenix, AZ (US);
Wayne Lifshitz, Bethesda, MD (US);
Jonathan Lifshitz, Phoenix, AZ (US);
Michelle Lifshitz, Phoenix, AZ (US)
- (72) Inventors: **Bryan Lifshitz**, Phoenix, AZ (US);
Wayne Lifshitz, Bethesda, MD (US);
Jonathan Lifshitz, Phoenix, AZ (US);
Michelle Lifshitz, Phoenix, AZ (US)
- (**) Term: **14 Years**
- (21) Appl. No.: **29/523,374**
- (22) Filed: **Apr. 9, 2015**
- (51) **LOC (10) Cl.** **29-02**
- (52) **U.S. Cl.**
USPC **D29/101.1**
- (58) **Field of Classification Search**
USPC D29/100, 101.1, 101.2, 101.3, 101.4,
D29/101.5, 122; 2/1; D2/626, 628, 629,
D2/829; D3/215, 218, 219, 221, 226;
359/519; D24/190, 191
CPC A41D 1/00; A61H 19/00
See application file for complete search history.

(56) **References Cited**

U.S. PATENT DOCUMENTS

- 4,343,299 A * 8/1982 Oxendine, Jr. A61H 19/50
128/845
- 4,381,000 A * 4/1983 Duncan A61F 5/41
600/39
- 4,430,990 A * 2/1984 Whitehead A61F 5/37
2/44

- 4,524,760 A * 6/1985 Lerner A61H 19/50
128/845
- 6,604,526 B1 * 8/2003 Coward A61H 19/50
128/845
- D699,365 S * 2/2014 Pollack D24/190
- 8,852,081 B2 * 10/2014 Beadle A61H 19/00
600/38
- 8,959,664 B2 * 2/2015 Johnson A62B 35/0025
182/3
- D725,825 S * 3/2015 Seman D29/101.1
- 9,027,707 B2 * 5/2015 Schierenbeck A62B 35/00
182/3
- 9,114,270 B2 * 8/2015 Aldridge A61H 1/0237
- D739,085 S * 9/2015 Tadeo D29/101.1
- 9,186,536 B2 * 11/2015 Strachan A63B 21/0557

* cited by examiner

Primary Examiner — Randall Gholson

(74) *Attorney, Agent, or Firm* — Invention to Patent Services; Alex Hobson

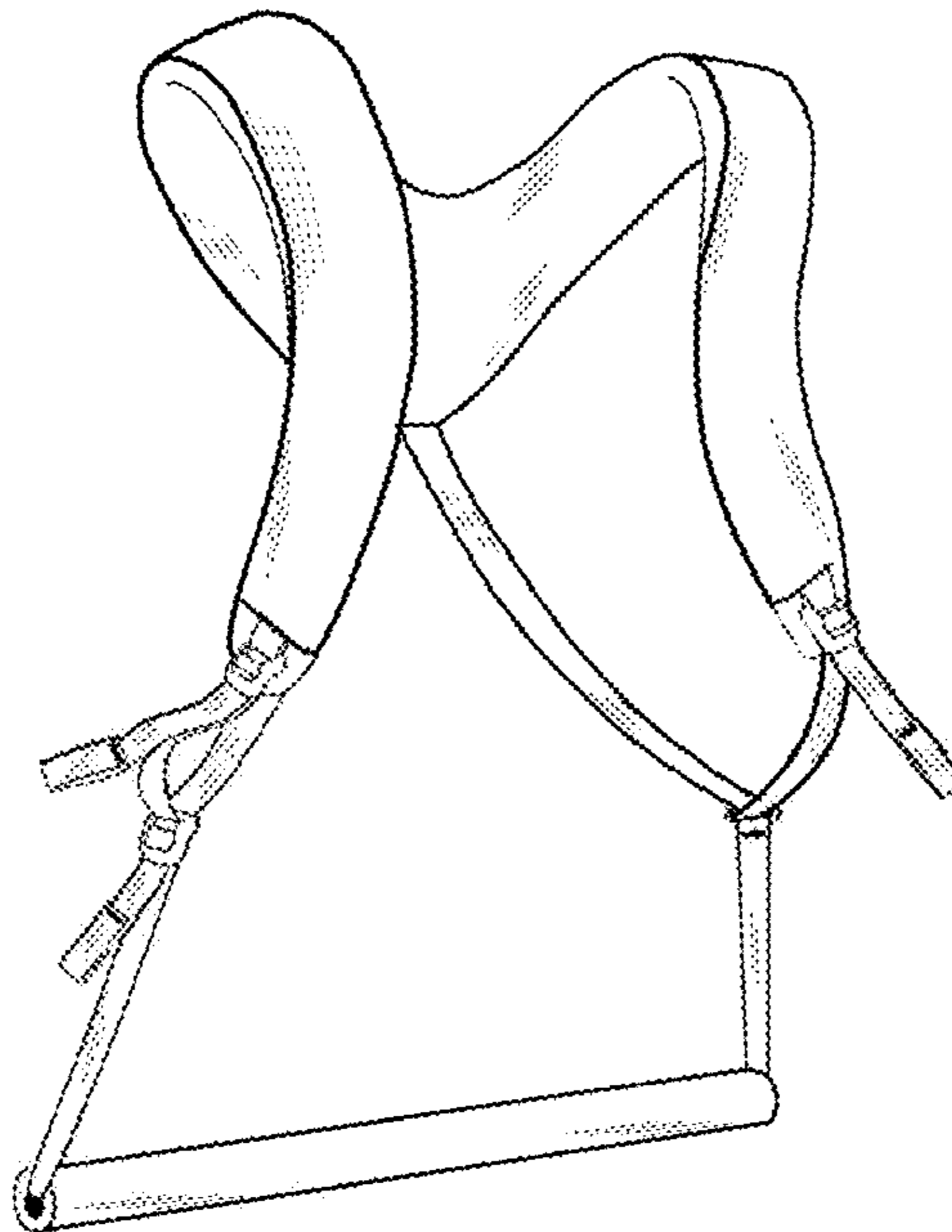
(57) **CLAIM**

The ornamental design for an intercourse leverage harness, as shown and described.

DESCRIPTION

FIG. 1 is a front perspective view of our new design for an intercourse leverage harness;
 FIG. 2 is a back perspective view thereof;
 FIG. 3 is a front view thereof;
 FIG. 4 is a back view thereof;
 FIG. 5 is a top view thereof;
 FIG. 6 is another top view thereof showing the intercourse leverage harness in an alternate lying flat configuration; and,
 FIG. 7 is another back perspective view thereof.
 The broken lines showing a person in FIG. 7 show unclaimed environment only and form no part of the claimed design.

1 Claim, 7 Drawing Sheets






FIG. 1

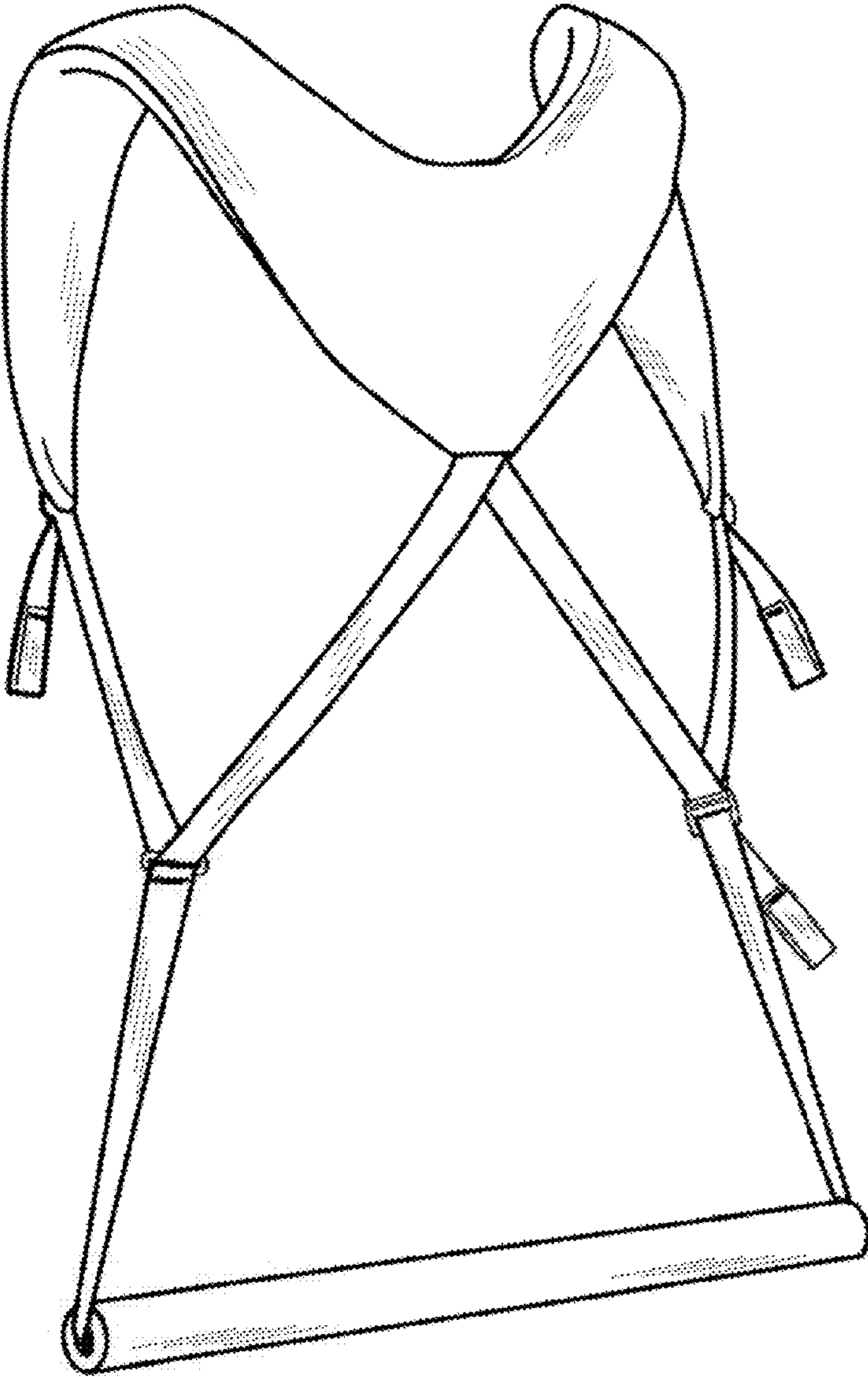


FIG. 2

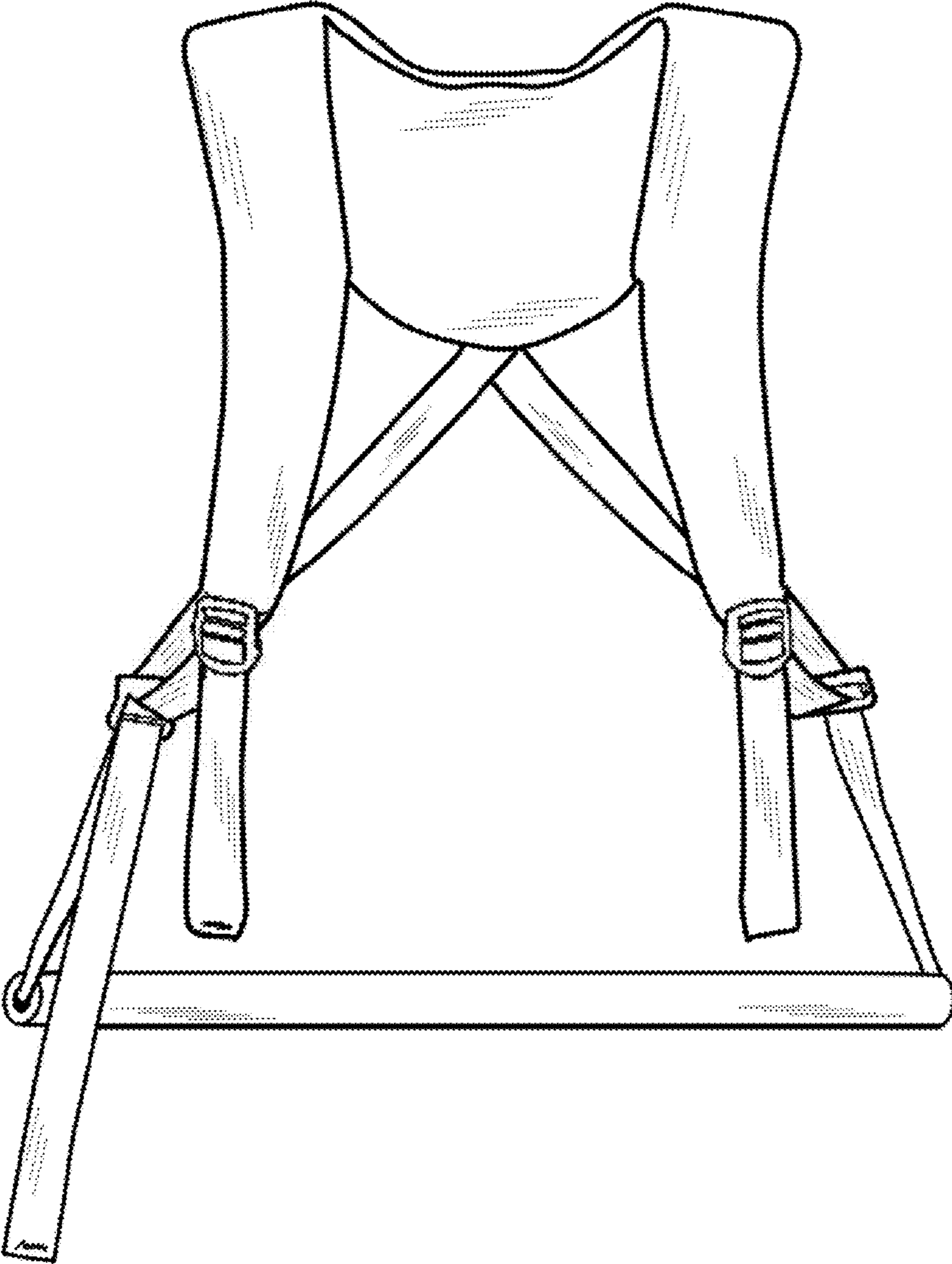


FIG. 3

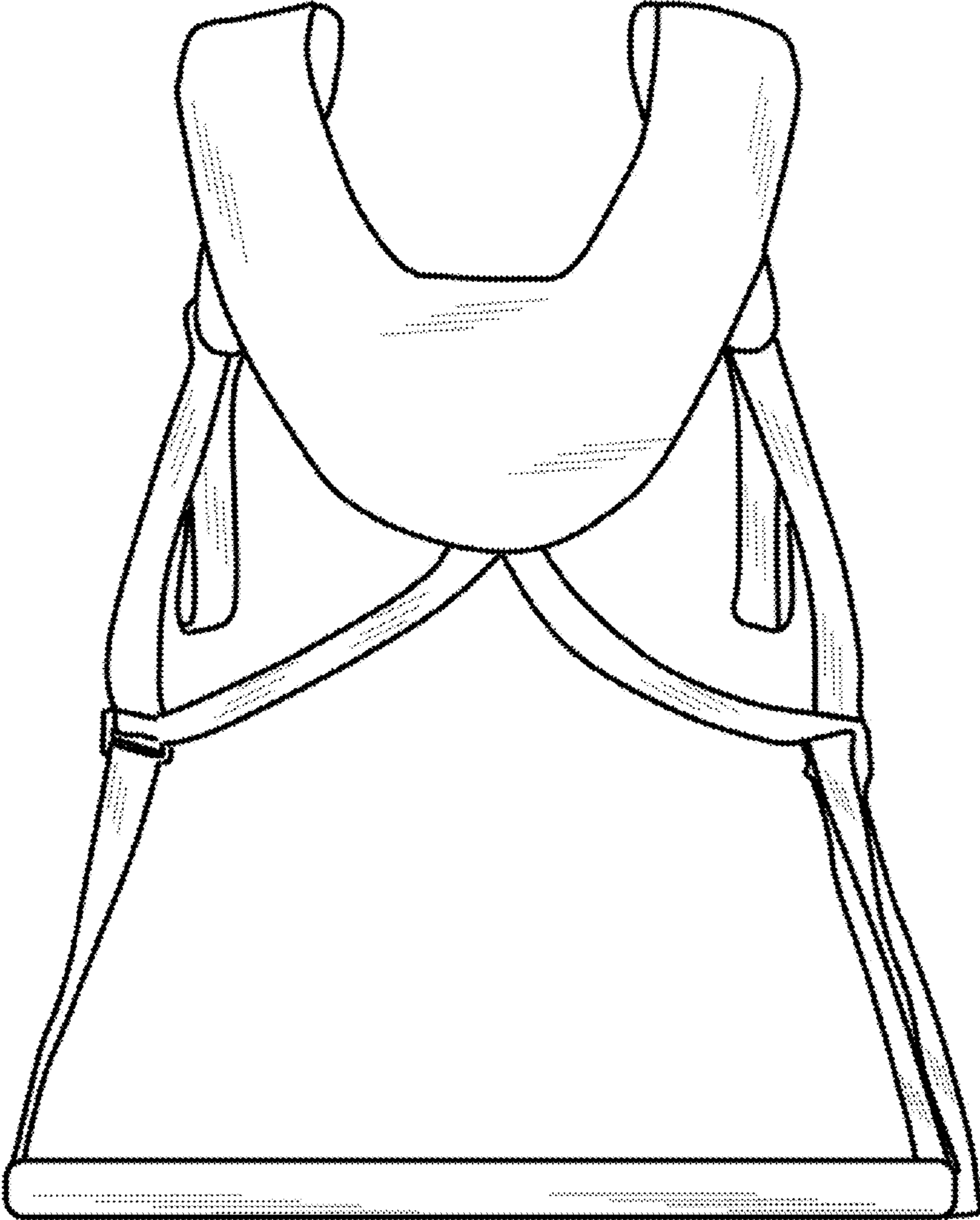


FIG. 4



FIG. 5

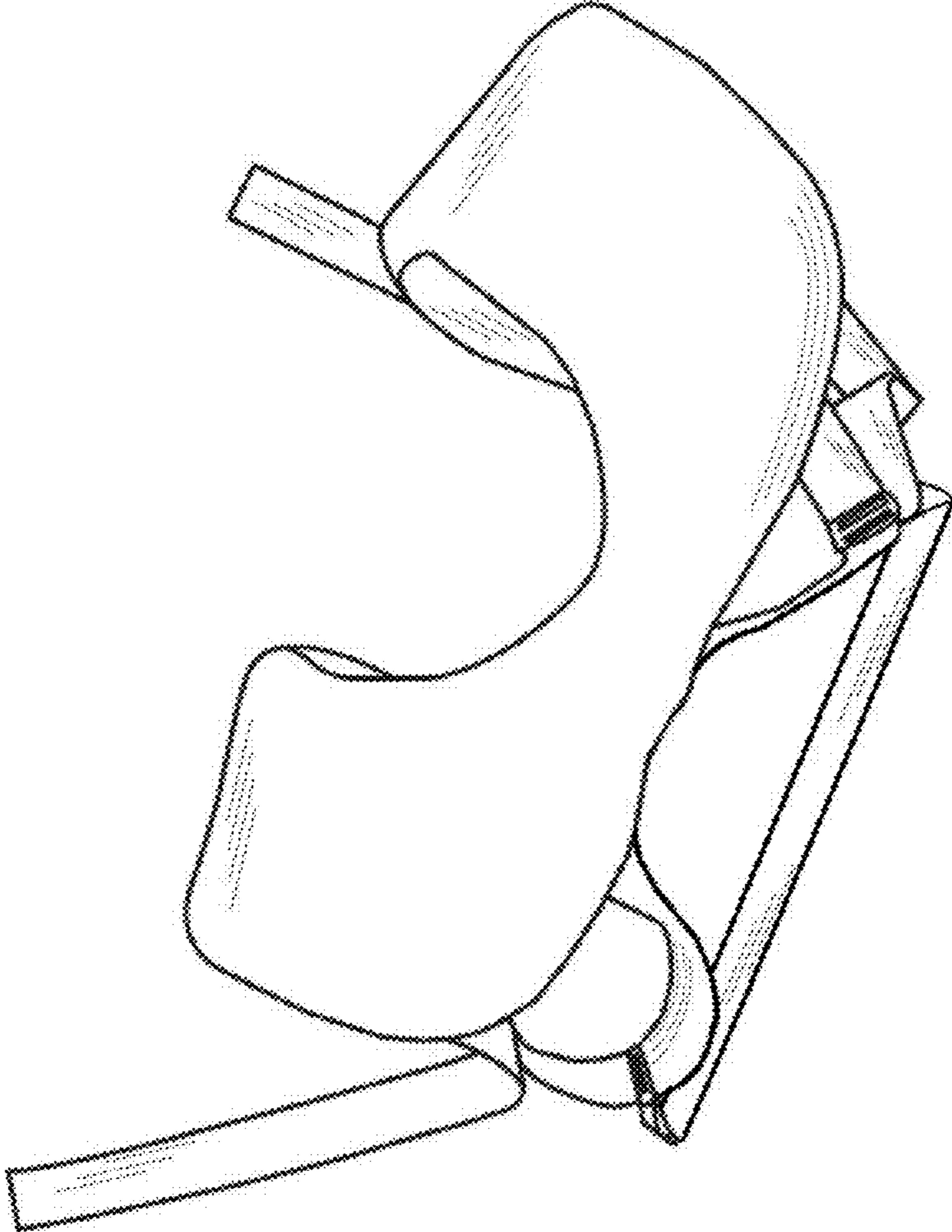


FIG. 6

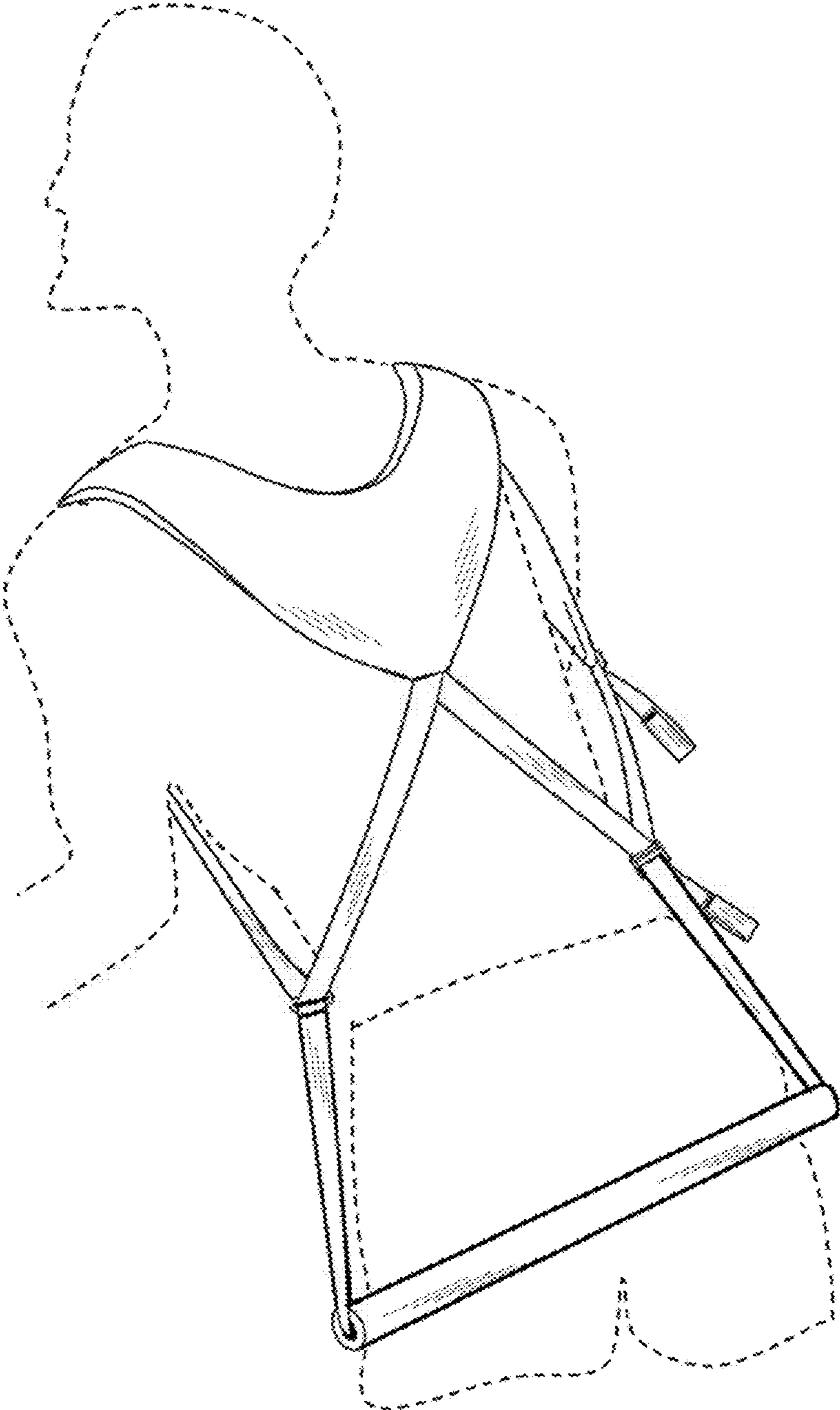


FIG. 7