



US00D760437S

(12) **United States Design Patent**  
**Emminger**

(10) **Patent No.:** **US D760,437 S**  
(45) **Date of Patent:** **\*\* Jun. 28, 2016**

(54) **HAIR CLIPPER**  
(71) Applicant: **WAHL GMBH**, Unterkirnach (DE)  
(72) Inventor: **Gerd Emminger**, Niedereschach (DE)  
(73) Assignee: **Wahl GmbH**, Unterkirnach (DE)  
(\*\*) Term: **14 Years**

D606,259 S \* 12/2009 Emminger ..... D28/53  
D655,862 S \* 3/2012 Scheunert ..... D28/53  
D675,781 S \* 2/2013 Whittaker ..... D28/53  
D681,276 S \* 4/2013 Colle ..... D28/53  
D696,817 S \* 12/2013 Prat-Pfister ..... D28/50  
D720,888 S \* 1/2015 Colle ..... D28/53  
D721,205 S \* 1/2015 Colle ..... D28/53  
2012/0233865 A1\* 9/2012 Kammer ..... B26B 19/3846  
30/201  
2013/0219724 A1\* 8/2013 Werner ..... B26B 19/06  
30/201

(21) Appl. No.: **29/489,706**

\* cited by examiner

(22) Filed: **May 2, 2014**

*Primary Examiner* — Jennifer Rivard

(30) **Foreign Application Priority Data**

(74) *Attorney, Agent, or Firm* — Muirhead and Saturnelli, LLC

Nov. 8, 2013 (EM) ..... 002341842-0001

(51) **LOC (10) Cl.** ..... **28-03**

(57) **CLAIM**

(52) **U.S. Cl.**  
USPC ..... **D28/53**

The ornamental design for a hair clipper, as shown and described.

(58) **Field of Classification Search**

**DESCRIPTION**

USPC ..... D28/44, 49–54  
CPC ..... B26B 19/00–19/107; B26B 19/12–19/22;  
B26B 19/28–19/36; B26B 19/3806–19/3826;  
B26B 19/384; B26B 19/3846; B26B  
19/3853–19/3866; B26B 19/3886; B26B  
19/42; B26B 19/38

FIG. 1 is a perspective view showing a new design for a hair clipper.

FIG. 2 is a front elevational view thereof.

FIG. 3 is a back elevational view thereof.

FIG. 4 is a left side elevational view thereof.

FIG. 5 is a right side elevational view thereof.

FIG. 6 is a top plan view thereof; and,

FIG. 7 is a bottom plan view thereof.

The broken lines shown in the drawings illustrate portions of the hair clipper and form no part of the claimed design.

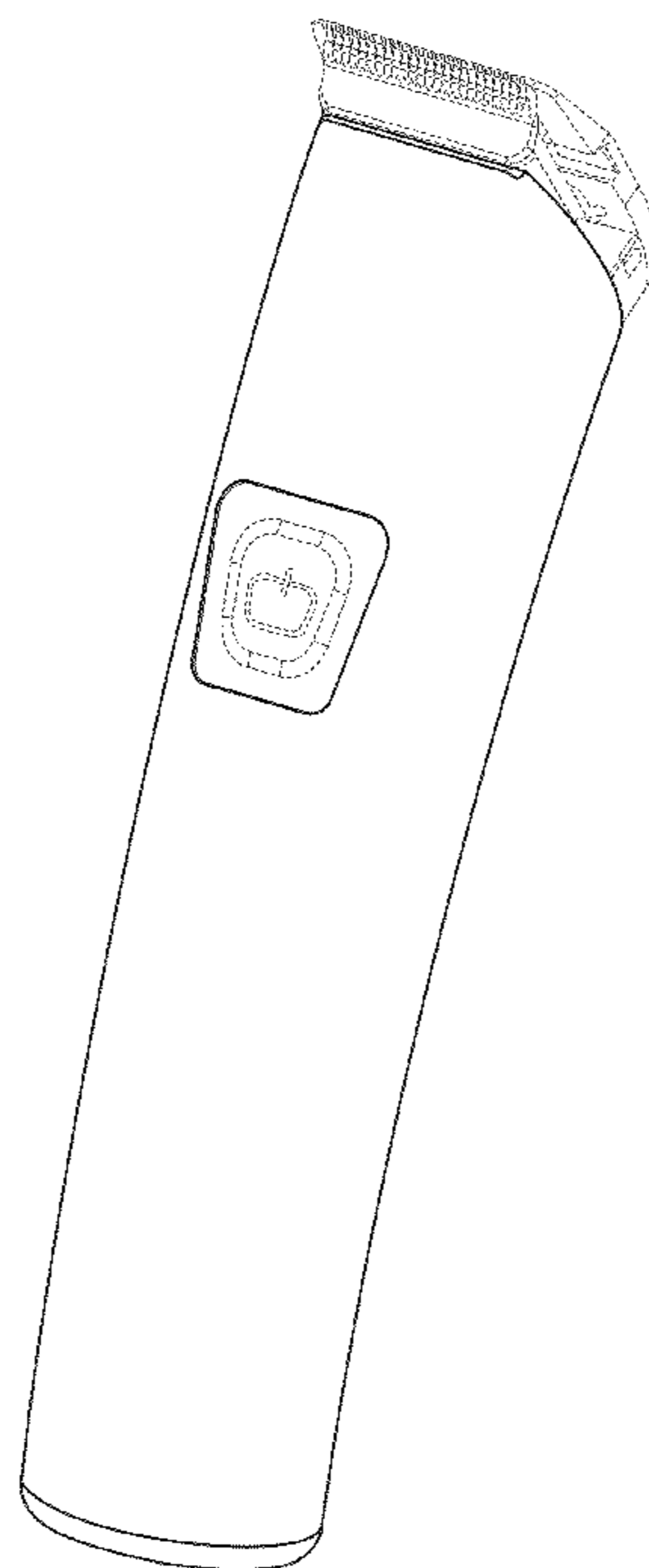
See application file for complete search history.

(56) **References Cited**

**U.S. PATENT DOCUMENTS**

D479,364 S \* 9/2003 Long ..... D28/54  
D586,955 S \* 2/2009 Eigenstetter ..... D28/53  
D604,907 S \* 11/2009 Emminger ..... D28/53

**1 Claim, 7 Drawing Sheets**



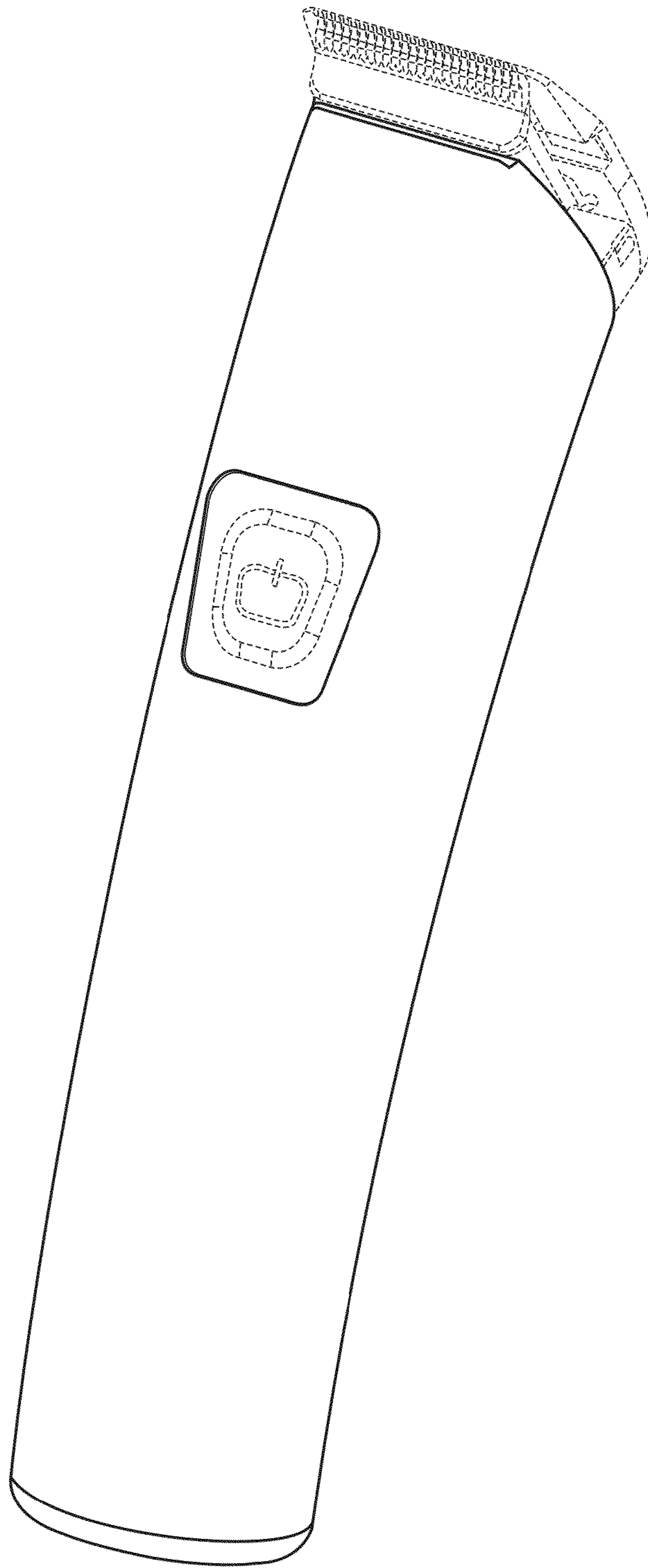


FIG. 1

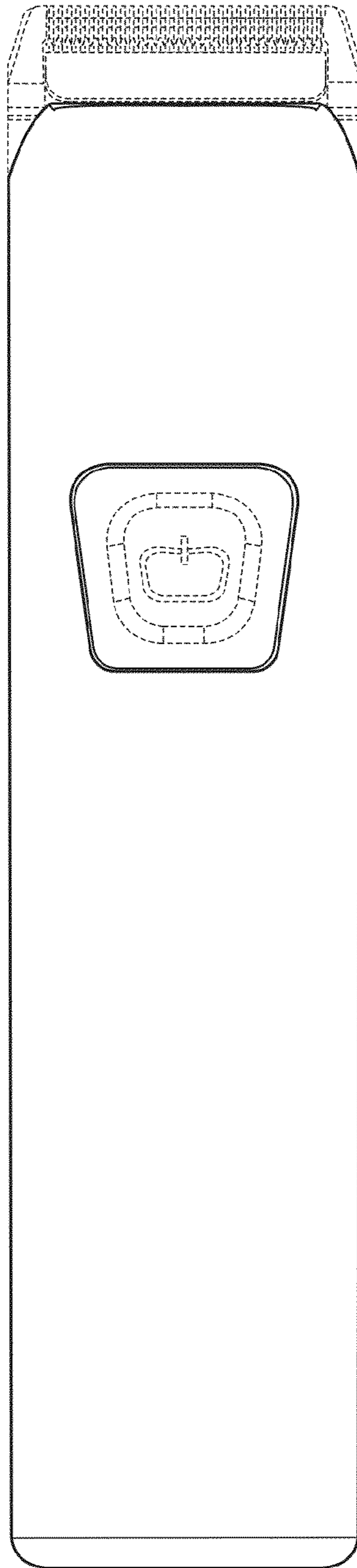


FIG. 2




FIG. 3

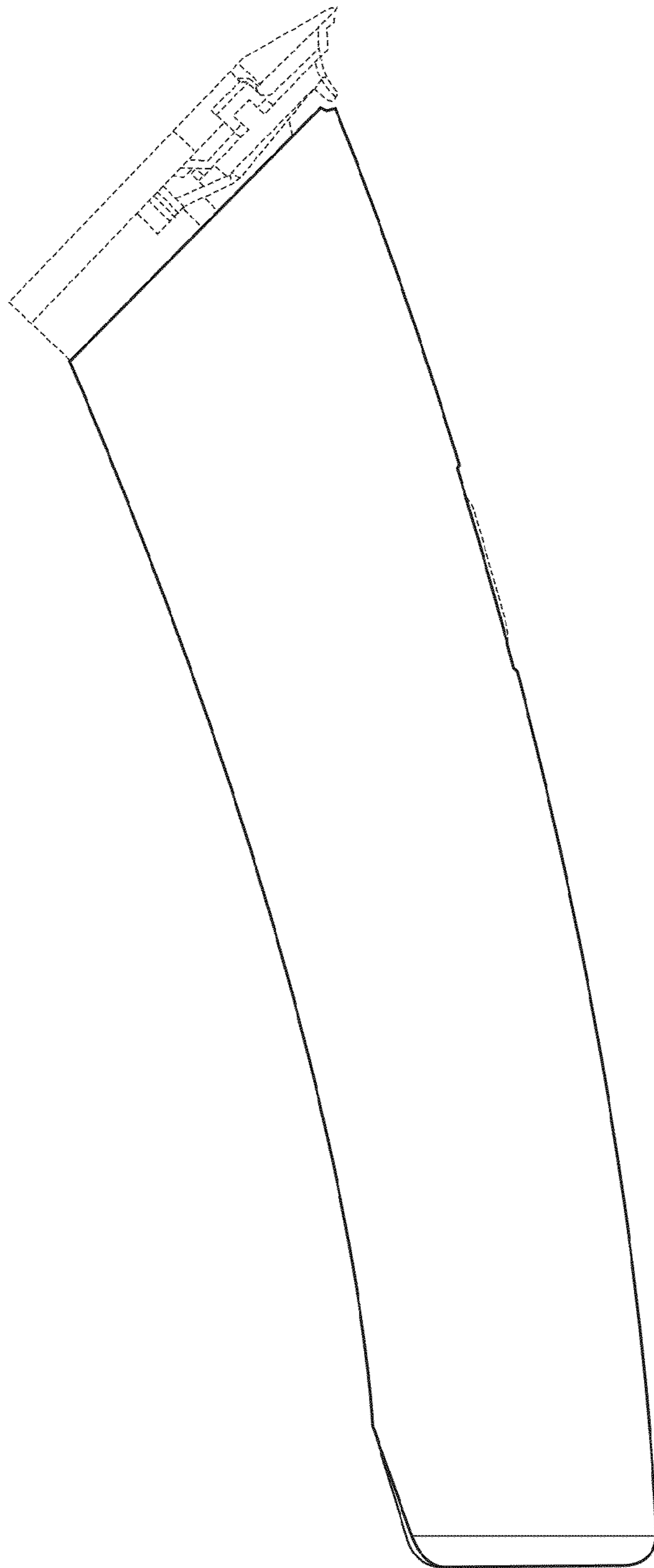


FIG. 4

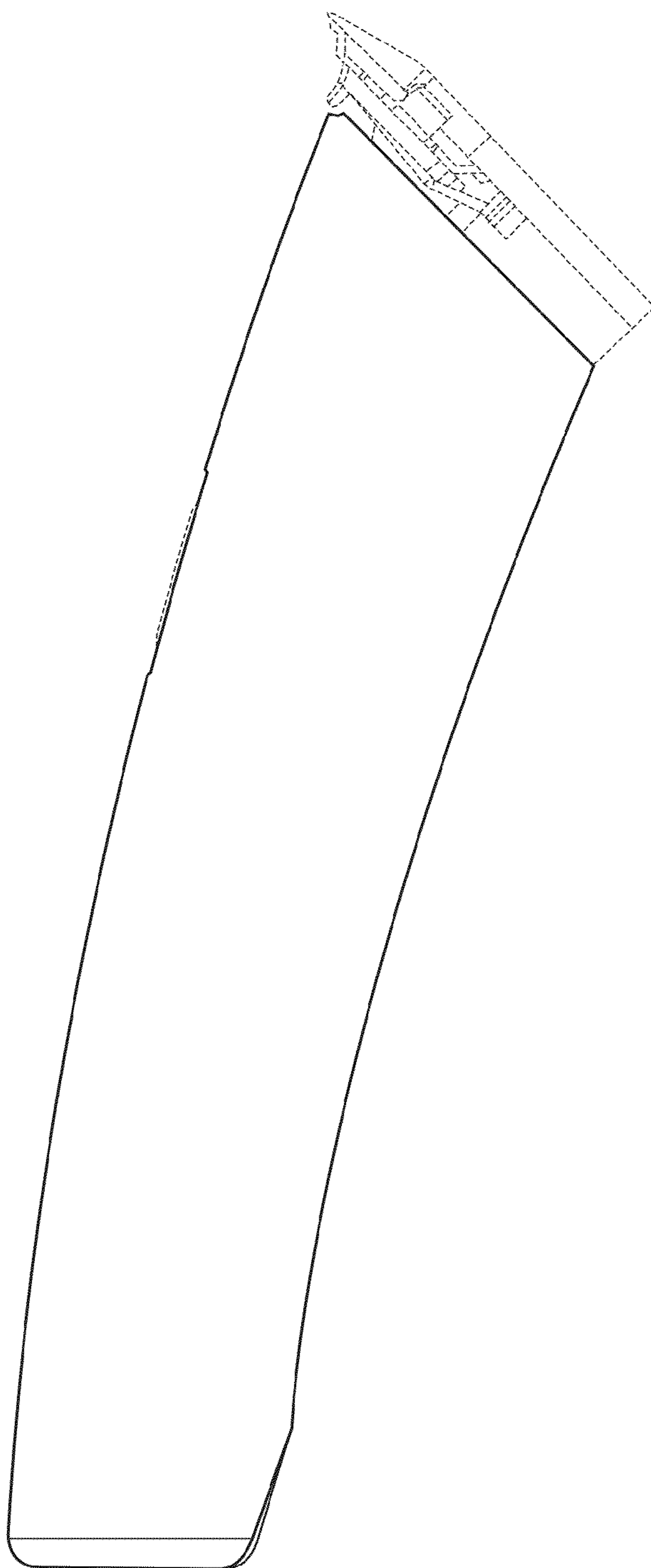


FIG. 5

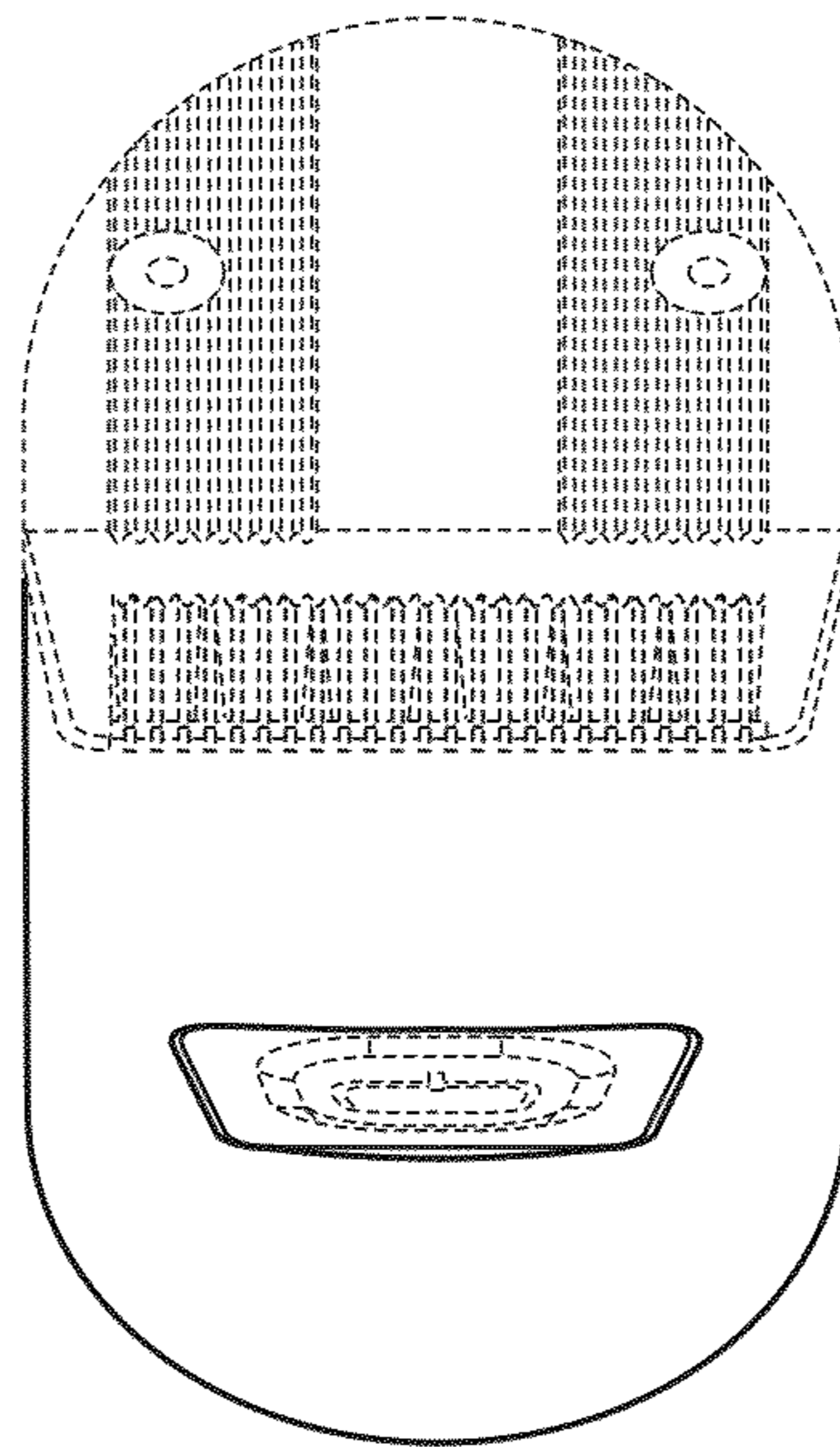


FIG. 6

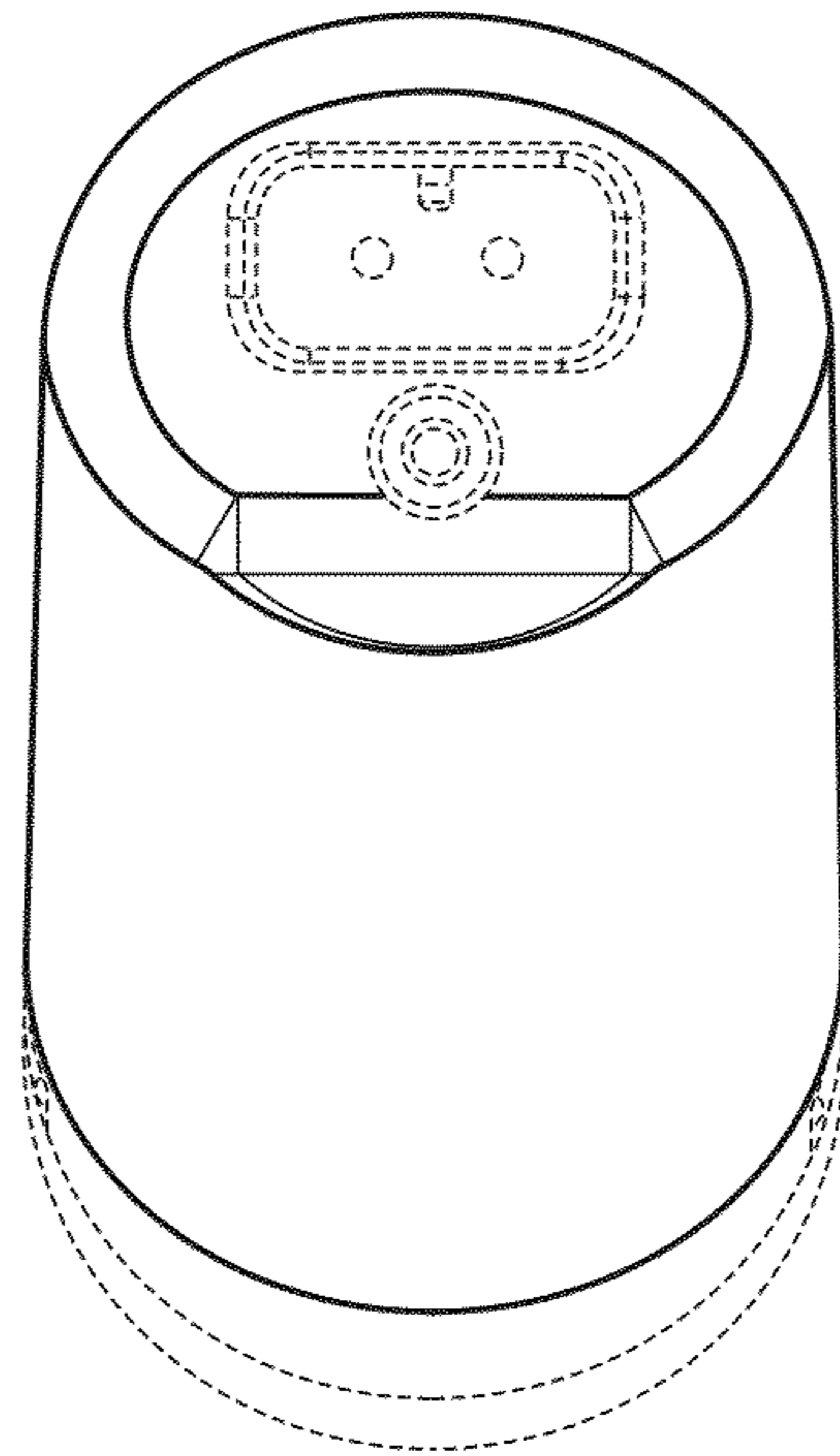


FIG. 7