



US00D760424S

(12) **United States Design Patent**
Li

(10) **Patent No.:** **US D760,424 S**
(45) **Date of Patent:** **** Jun. 28, 2016**

(54) **ELECTRONIC PILLAR CANDLE HAVING A
FLAME-SHAPED ELEMENT ILLUMINATED
FROM TWO SIDES THEREOF**

FOREIGN PATENT DOCUMENTS

CN 2551859 5/2003
CN 2562059 7/2003

(Continued)

(71) Applicant: **Xiaofeng Li**, Shenzhen (CN)

OTHER PUBLICATIONS

(72) Inventor: **Xiaofeng Li**, Shenzhen (CN)

U.S. Appl. No. 29/450,118, filed Mar. 15, 2013, Li.

(**) Term: **14 Years**

(Continued)

(21) Appl. No.: **29/493,988**

Primary Examiner — Brian N Vinson

(22) Filed: **Jun. 16, 2014**

(74) *Attorney, Agent, or Firm* — Perkins Coie LLP

(51) **LOC (10) Cl.** **26-03**

(57) **CLAIM**

(52) **U.S. Cl.**
USPC **D26/96; D26/7**

The ornamental design for an electronic pillar candle having a flame-shaped element illuminated from two sides thereof, as shown and described.

(58) **Field of Classification Search**
USPC D26/4, 5, 6, 7, 9, 96
CPC F21S 6/00; F21S 6/001; F21S 10/04;
F21S 10/10; F21S 10/043; F21S 8/08; F21S
48/115; F21V 21/00; F21V 35/00; F21W
2121/00; C11C 5/002; C11C 5/004
See application file for complete search history.

DESCRIPTION

(56) **References Cited**

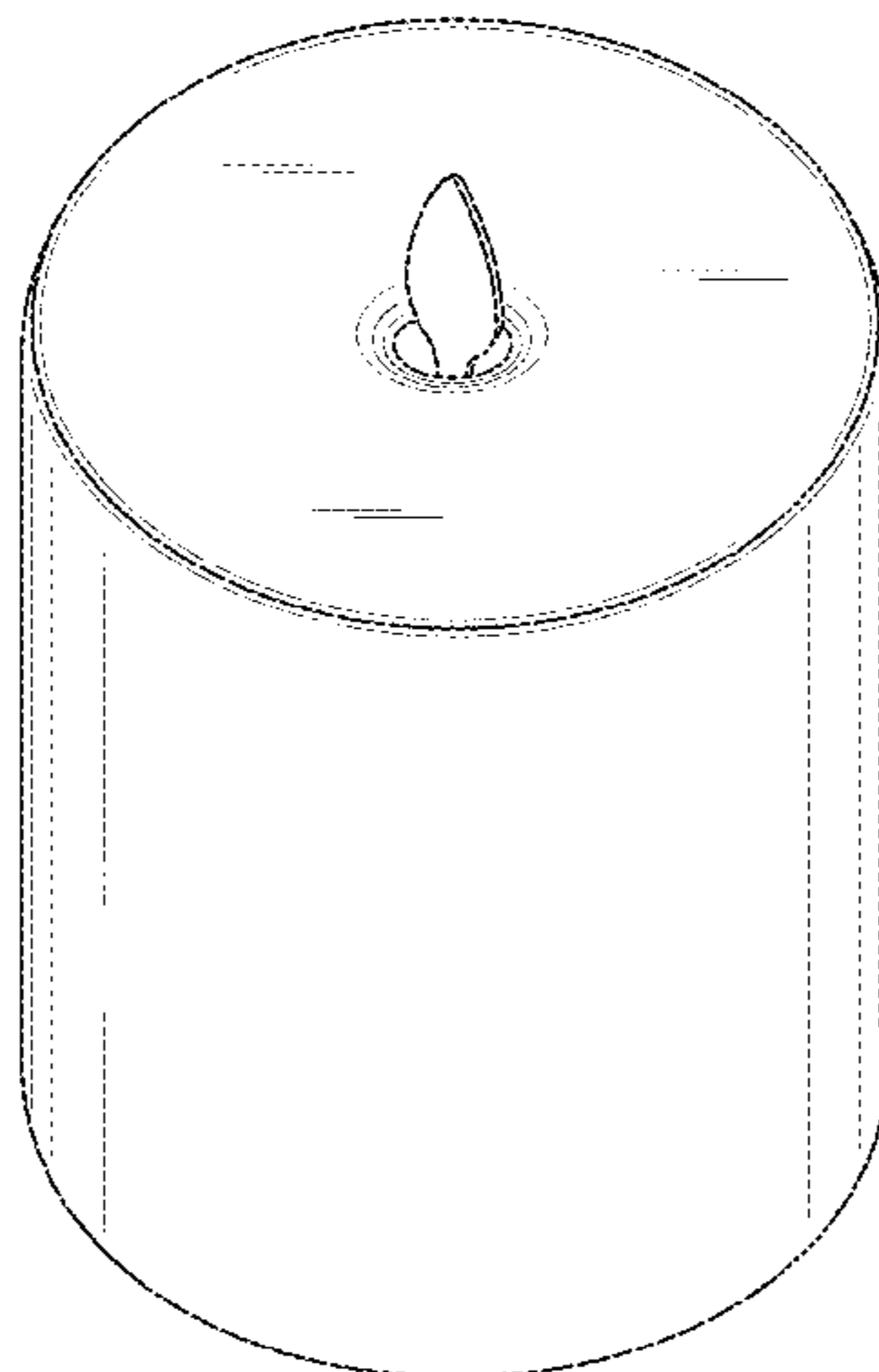
U.S. PATENT DOCUMENTS

D102,561 S	12/1936	Lamb	
3,424,540 A *	1/1969	Swedenberg C11C 5/004 431/126
4,328,534 A	5/1982	Abe	
4,551,794 A	11/1985	Sandell	
D397,459 S *	8/1998	Hsu D26/6
D406,379 S *	3/1999	Andrews D26/96
5,927,964 A *	7/1999	Fawcett C11C 5/002 431/126
6,454,425 B1	9/2002	Lin	
D481,142 S *	10/2003	Leeds D26/6
D488,582 S *	4/2004	Connelly D26/96
7,159,994 B2	1/2007	Schnuckle	
D545,458 S	6/2007	Jensen	

(Continued)

FIG. 1 is an isometric view of the electronic pillar candle;
FIG. 2 is a front view of the electronic pillar candle of FIG. 1;
FIG. 3 is a rear view of the electronic pillar candle of FIG. 1;
FIG. 4 is a left side view of the electronic pillar candle of FIG. 1;
FIG. 5 is a right side view of the electronic pillar candle of FIG. 1;
FIG. 6 is a top view of the electronic pillar candle of FIG. 1; illustrating the two light sources providing illumination to the flame-shaped element;
FIG. 7 is a bottom view of the electronic pillar candle of FIG. 1; and,
FIG. 8 is a cross-sectional view of the electronic pillar candle of FIG. 1; illustrating the two light sources providing illumination to the flame-shaped element.
The broken-line disclosure represents portions of the electronic pillar candle having a flame-shaped element illuminated from two sides thereof which form no part of the claimed design.

1 Claim, 5 Drawing Sheets



(56)

References Cited

U.S. PATENT DOCUMENTS

7,261,455	B2	8/2007	Schnuckle	
D567,993	S	4/2008	Shiu	
D569,541	S *	5/2008	Shiu	D26/96
7,387,411	B1 *	6/2008	Tsai	F21S 6/001 362/392
D576,317	S	9/2008	Jensen	
D589,176	S	3/2009	Huang et al.	
D599,491	S	9/2009	Luo	
7,686,471	B2	3/2010	Reichow	
7,837,355	B2	11/2010	Schnuckle	
D669,615	S *	10/2012	Delcotto	D26/6
D706,963	S *	6/2014	Thompson	D26/4
8,789,986	B2 *	7/2014	Li	F21S 6/001 362/393
D739,573	S *	9/2015	Li	D26/4
D740,460	S *	10/2015	Thompson	D26/4
2003/0053305	A1	3/2003	Lin	
2004/0165374	A1	8/2004	Robinson	
2007/0002560	A1	1/2007	Gutstein et al.	
2007/0159422	A1	7/2007	Blandino et al.	
2008/0129226	A1	6/2008	DeWitt et al.	
2010/0079999	A1	4/2010	Schnuckle	
2012/0134157	A1	5/2012	Li	

FOREIGN PATENT DOCUMENTS

CN	201103952	8/2008
CN	201159425	12/2008
CN	101865413	10/2010
CN	102748589	10/2012
GB	2323159	9/1998
GB	2379731	3/2003
WO	2006020839	2/2006

OTHER PUBLICATIONS

U.S. Appl. No. 29/450,125, filed Mar. 15, 2013, Li.
 U.S. Appl. No. 29/443,863, filed Jan. 23, 2013, Li.
 U.S. Appl. No. 29/939,987, filed Jun. 16, 2014, Li.
 U.S. Appl. No. 29/493,990, filed Jun. 16, 2014, Li.
 U.S. Appl. No. 29/493,996, filed Jun. 16, 2014, Li.
 U.S. Appl. No. 29/511,278, filed Dec. 9, 2014, Li.
 U.S. Appl. No. 29/511,518, filed Dec. 11, 2014, Li.
 U.S. Appl. No. 29/517,722, filed Feb. 16, 2015, Li.
 U.S. Appl. No. 61/101,611, filed Sep. 30, 2008, Schnuckle.
 International Search Report and Written Opinion for related PCT Application No. PCT/CN2014/073557 mailed Jul. 2, 2014 (11 pages).

* cited by examiner

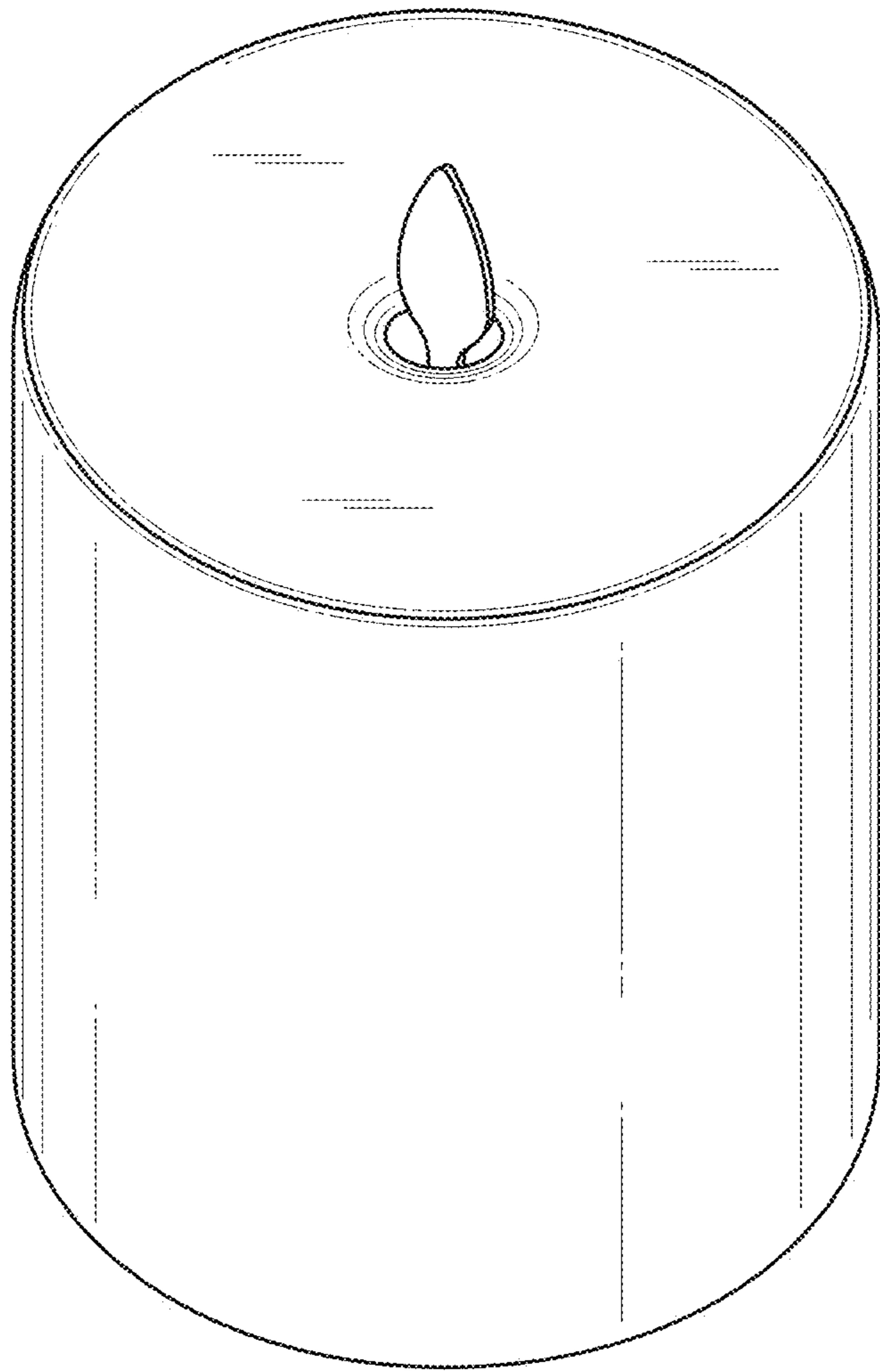


Fig. 1




Fig. 2




Fig. 3




Fig. 4




Fig. 5

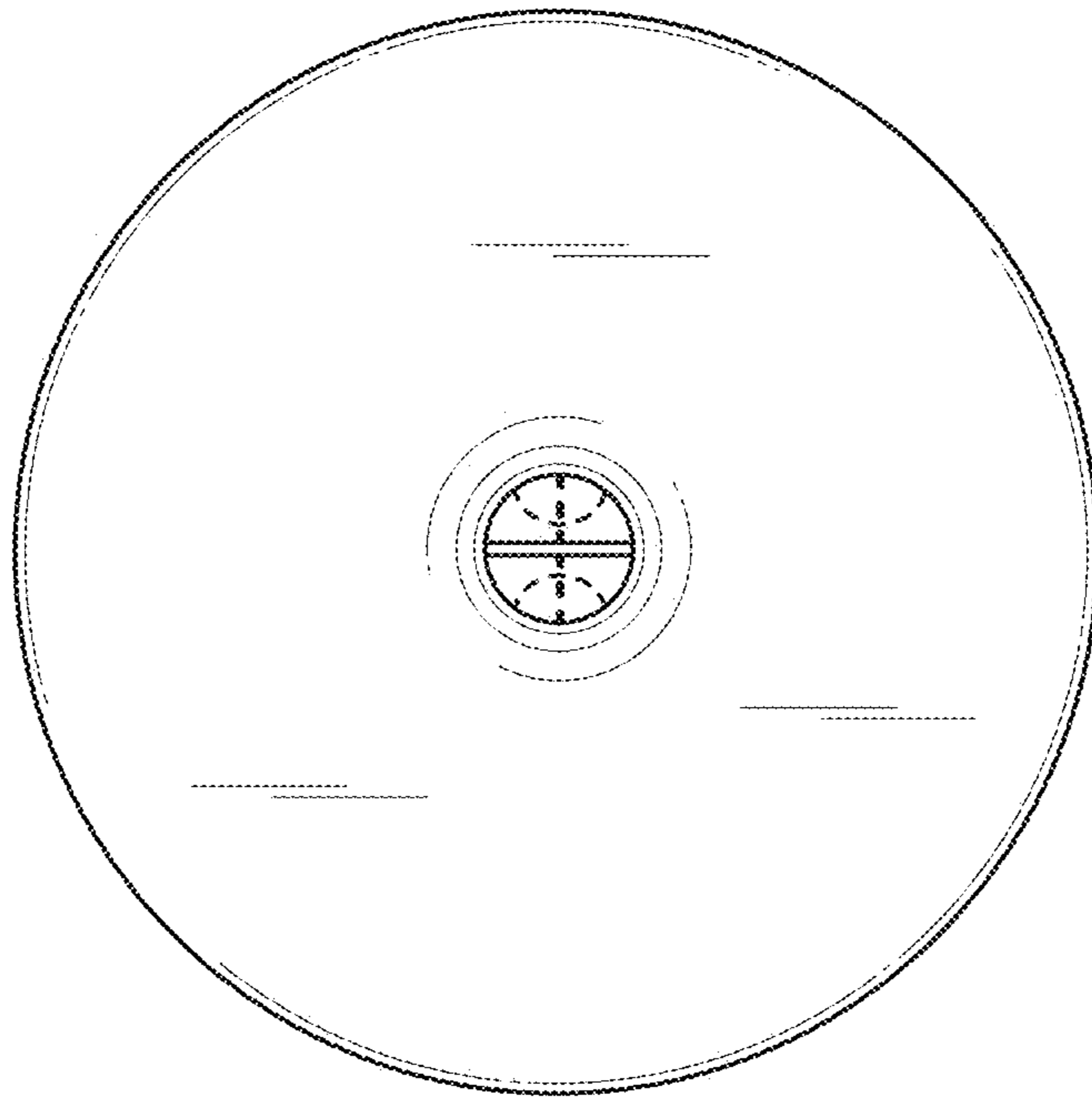


Fig. 6

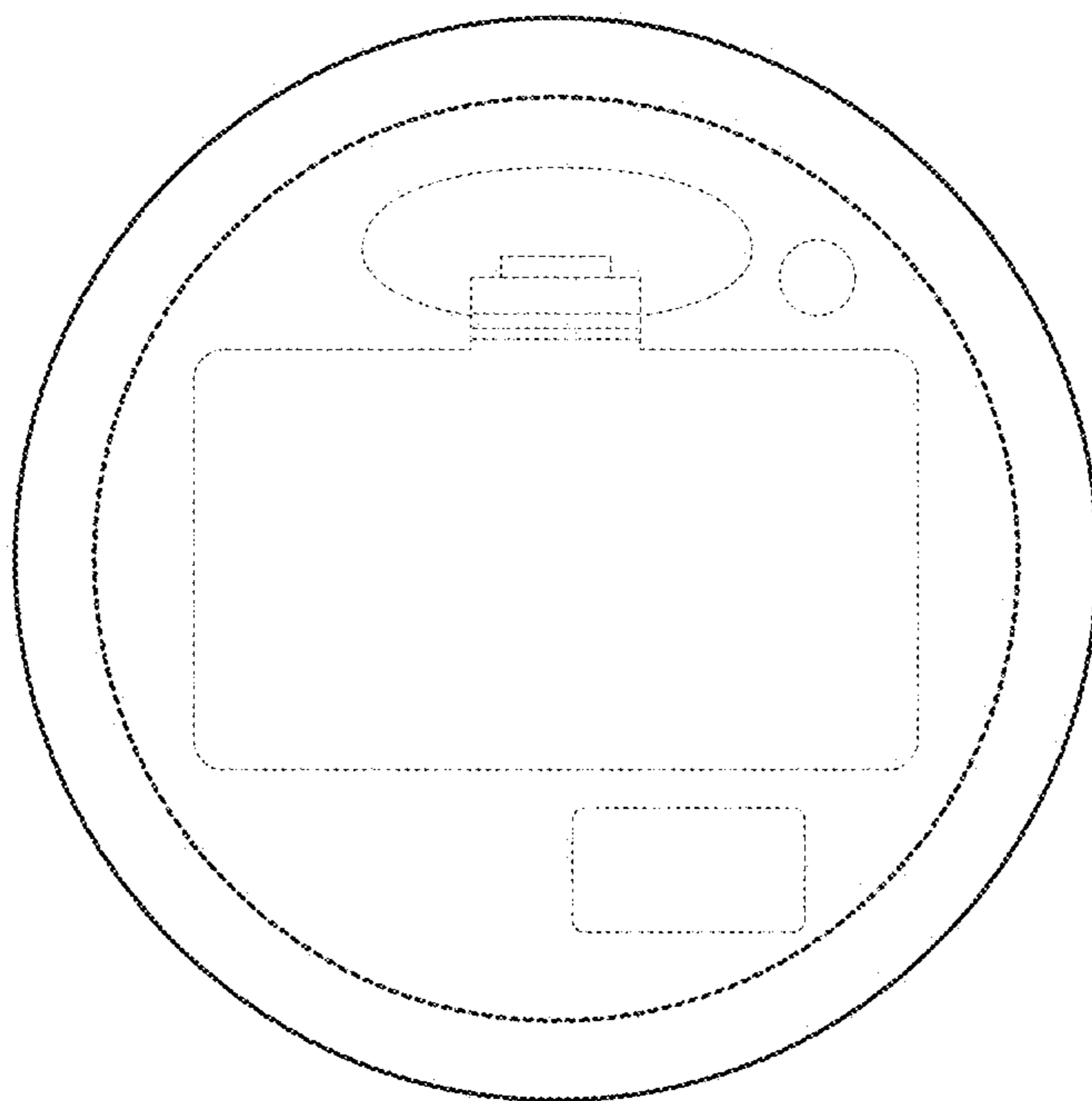


Fig. 7

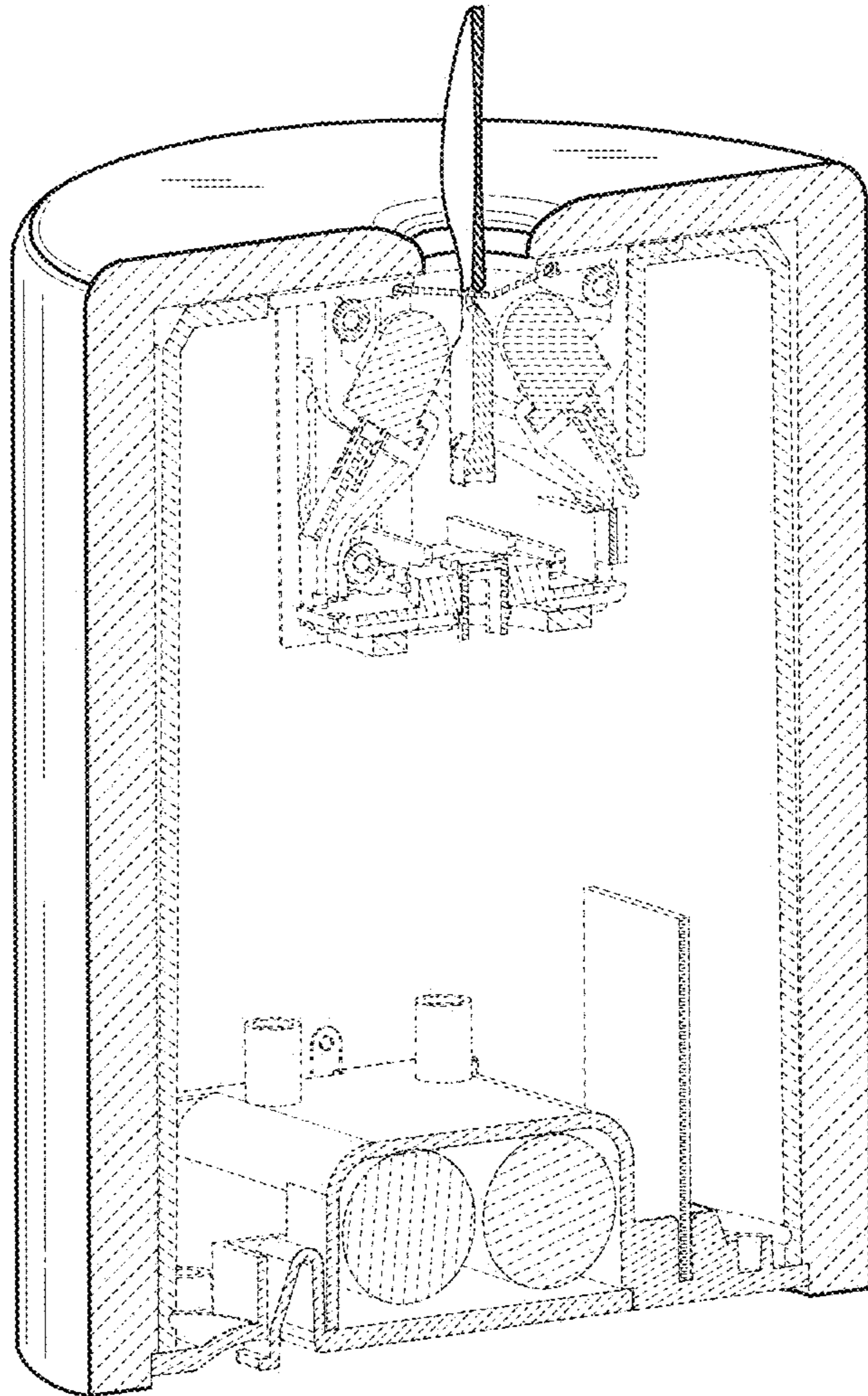


Fig. 8