



US00D760419S

(12) **United States Design Patent**
Vidmar

(10) **Patent No.:** **US D760,419 S**
(45) **Date of Patent:** **** Jun. 28, 2016**

(54) **LIGHTING FIXTURE**

(71) Applicant: **The L.D. Kichler Co.**, Cleveland, OH
(US)

(72) Inventor: **Gary Vidmar**, Macedonia, OH (US)

(73) Assignee: **L. D. Kichler Co.**, Cleveland, OH (US)

(**) Term: **14 Years**

(21) Appl. No.: **29/463,603**

(22) Filed: **Jan. 15, 2014**

(51) **LOC (10) Cl.** **26-03**

(52) **U.S. Cl.**
USPC **D26/81**; D26/84

(58) **Field of Classification Search**
USPC D26/80, 81, 84, 86, 88, 90, 72, 82, 83,
D26/118, 143, 144
CPC F21S 8/028; F21S 8/036; F21S 8/04;
F21S 8/043; F21S 8/046; F21S 8/06; F21S
8/061; F21S 8/063; F21S 8/065; F21S 8/068;
F21V 21/03

See application file for complete search history.

(56) **References Cited**

U.S. PATENT DOCUMENTS

D51,983 S *	4/1918	Guth	D26/88
D76,312 S *	9/1928	Krause	D26/88
D125,317 S *	2/1941	Sabatini	D26/88
D198,539 S *	6/1964	Freed	D26/70
D386,279 S *	11/1997	Edwards	D26/80
D446,337 S *	8/2001	Benghozi	D26/86
D472,008 S *	3/2003	Gulassa et al.	D26/90
D518,914 S *	4/2006	Brunner	D26/142
D538,460 S *	3/2007	Rugee	D26/84
D563,023 S *	2/2008	Hetfield et al.	D26/72
D595,888 S *	7/2009	Sabernig	D26/84
D597,243 S *	7/2009	Trumble	D26/84
D603,083 S *	10/2009	Trumble et al.	D26/90

D620,180 S *	7/2010	Sabernig	D26/84
D634,877 S *	3/2011	Pedrali	D26/84
D655,852 S *	3/2012	Sabernig	D26/88
D700,389 S *	2/2014	Dolatowski	D26/90
D700,391 S *	2/2014	Sabernig	D26/84
D722,402 S *	2/2015	Orozco	D26/88

OTHER PUBLICATIONS

“Summer Nights Shimmering Shooting Stars Sparkling Clear Glass Fruit Harvest Ball Mason Jar Chandelier” reviewed on etsy.com on Apr. 15, 2011. From Etsy shop BootsNGus. <<http://www.etsy.com/shop/BootsNGus/reviews?page=123>> (3 pages).*
<https://web.archive.org/web/20120516234210/http://www.potterybarn.com/products/exeter-pendant/> (dated May 16, 2012).

* cited by examiner

Primary Examiner — Clare E Heflin

(74) *Attorney, Agent, or Firm* — Calfee, Halter & Griswold LLP

(57) **CLAIM**

The ornamental design for a lighting fixture, as shown and described.

DESCRIPTION

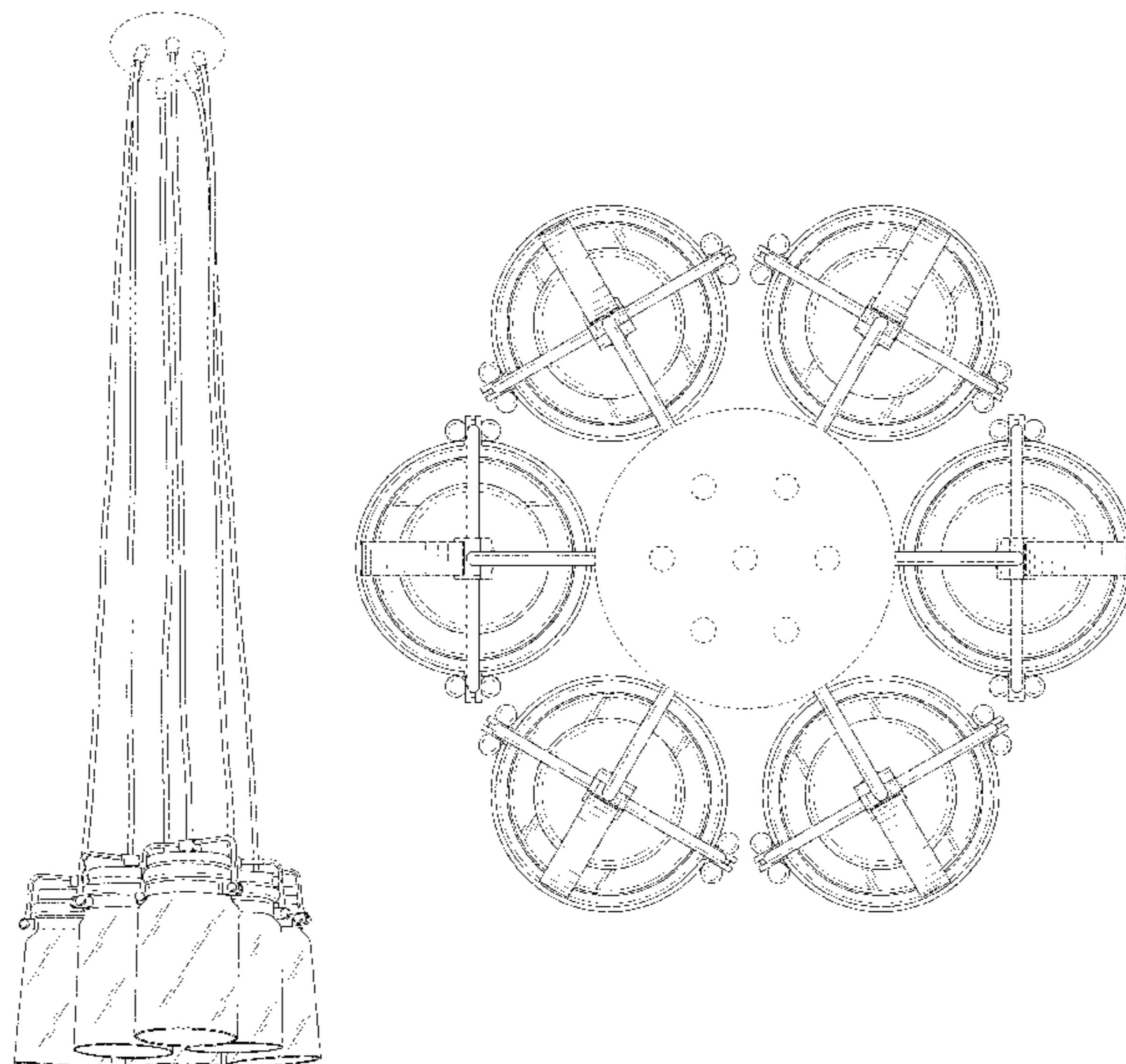
FIG. 1 is a perspective view of a lighting fixture showing the new design. Excluding the lamp supports, this fixture has three-way, one hundred twenty degree overall rotational symmetry. The canopy and glasses each have a circular horizontal cross-section.

FIG. 2 is an enlarged fragmentary side elevation view thereof, with the upper portion of the lamp being omitted for illustrative purposes only; and,

FIG. 3 is a top plan view thereof, shown with the lamps spread apart and surrounding the canopy to more clearly illustrate the upper surfaces of the lamps.

The broken lines shown on the drawings depict portions of the lighting fixture that form no part of the claimed design.

1 Claim, 3 Drawing Sheets



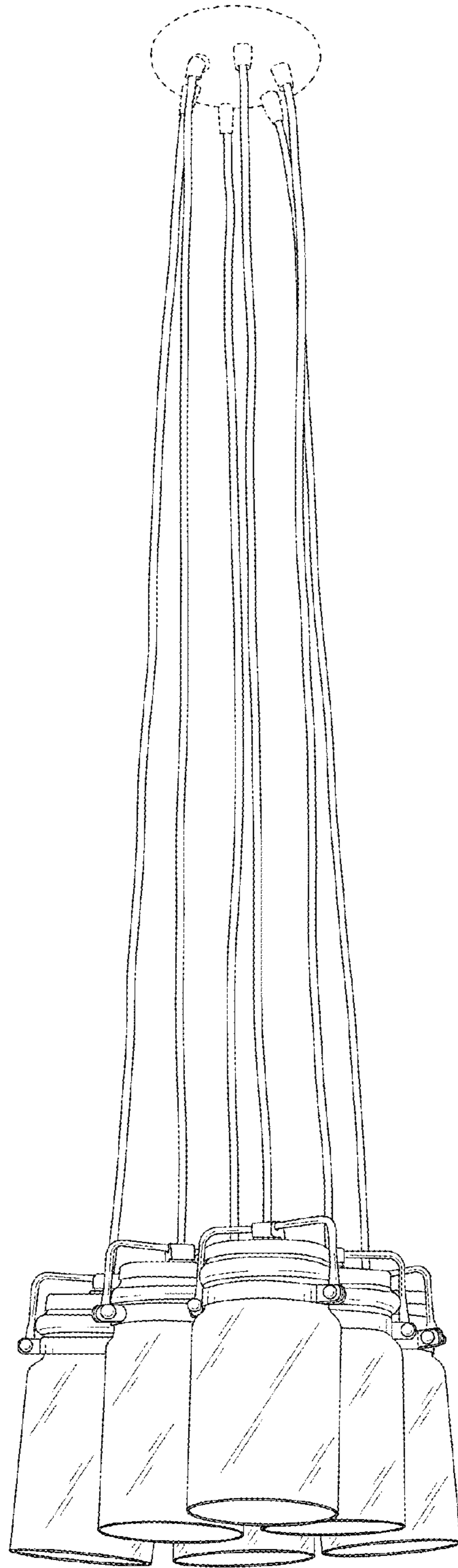


FIG. 1

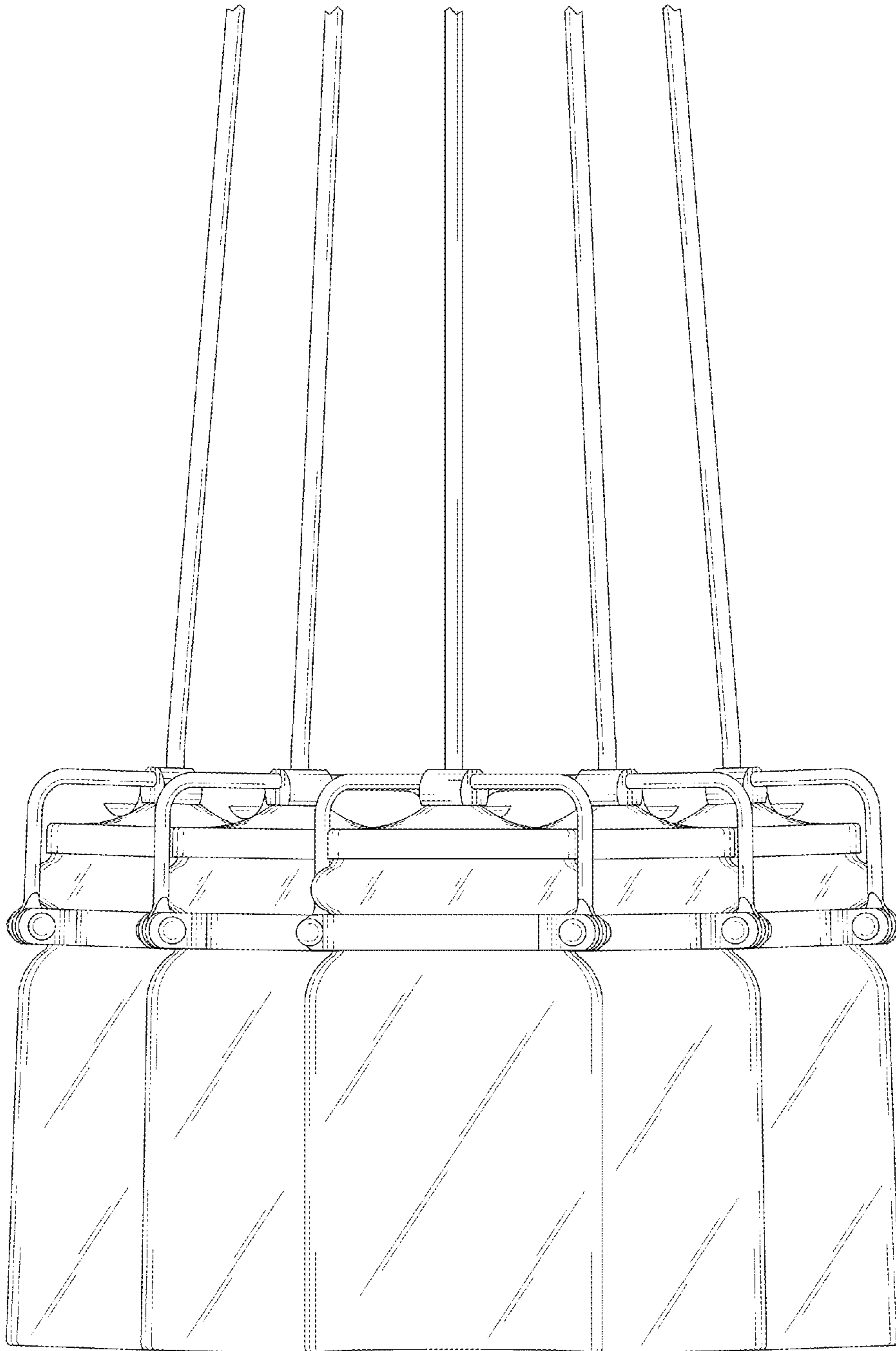


FIG. 2




FIG. 3