



US00D760412S

(12) **United States Design Patent**  
**Andersson Murkett et al.**

(10) **Patent No.:** **US D760,412 S**  
(45) **Date of Patent:** **\*\* Jun. 28, 2016**

(54) **TAILLIGHT FOR A VEHICLE**

D552,769 S \* 10/2007 Leclercq ..... D26/28  
D553,269 S \* 10/2007 Pfeiffer ..... D26/28  
D565,211 S 3/2008 Haller et al.  
D570,015 S \* 5/2008 Hsu ..... D26/28

(71) Applicant: **Daimler AG**, Stuttgart (DE)

(72) Inventors: **Linda Andersson Murkett**, Ditzingen (DE); **Stefan Handt**, Stuttgart (DE)

\* cited by examiner

(73) Assignee: **Daimler AG**, Stuttgart (DE)

*Primary Examiner* — Marcus Jackson  
(74) *Attorney, Agent, or Firm* — Crowell & Moring LLP

(\*\*) Term: **14 Years**

(57) **CLAIM**

(21) Appl. No.: **29/523,477**

The ornamental design for a taillight for a vehicle, as shown and described.

(22) Filed: **Apr. 10, 2015**

**DESCRIPTION**

(30) **Foreign Application Priority Data**

Oct. 13, 2014 (WO) ..... DM/084673

(51) **LOC (10) Cl.** ..... **26-06**

(52) **U.S. Cl.**  
USPC ..... **D26/28**

(58) **Field of Classification Search**  
USPC ..... D26/28–36; 362/61, 80–83, 267–269,  
362/459–468, 475–478, 485–487  
CPC ..... F21S 48/00; F21S 48/10; F21S 48/115;  
F21S 48/225; F21S 48/1233; F21S 48/1266;  
F21S 48/1388; F21S 48/2268; F21V 21/04  
See application file for complete search history.


This application contains subject matter related to the following co-pending U.S. design patent applications:  
Application Ser. No. 29/523,474, filed herewith and entitled “Vehicle, Toy, and/or Replicas Thereof”;  
Application Ser. No. 29/523,475, filed herewith and entitled “Rear Portion of a Vehicle, Toy, and/or Replicas Thereof”;  
Application Ser. No. 29/523,476, filed herewith and entitled “Taillight for a Vehicle”; and  
Application Ser. No. 29/523,480, filed herewith and entitled “Vehicle, Toy, and/or Replicas Thereof”.  
FIG. 1 is a left perspective view of a first embodiment of a taillight for a vehicle according to the design;  
FIG. 2 is a front view thereof; and  
FIG. 3 is a left side view thereof.  
FIG. 4 is a right perspective view of a second embodiment of the taillight for a vehicle according to the design;  
FIG. 5 is a front view thereof; and,  
FIG. 6 is a right side view thereof.  
The broken lines are for illustrative purposes only and form no part of the claimed design.

(56) **References Cited**

**U.S. PATENT DOCUMENTS**

D498,013 S \* 11/2004 Pfeiffer ..... D26/28  
D523,976 S \* 6/2006 Pfeiffer ..... D26/28  
D538,452 S \* 3/2007 Pfeiffer ..... D26/28  
D539,450 S \* 3/2007 Pfeiffer ..... D26/28  
D549,363 S \* 8/2007 Pfeiffer ..... D26/28

**1 Claim, 4 Drawing Sheets**



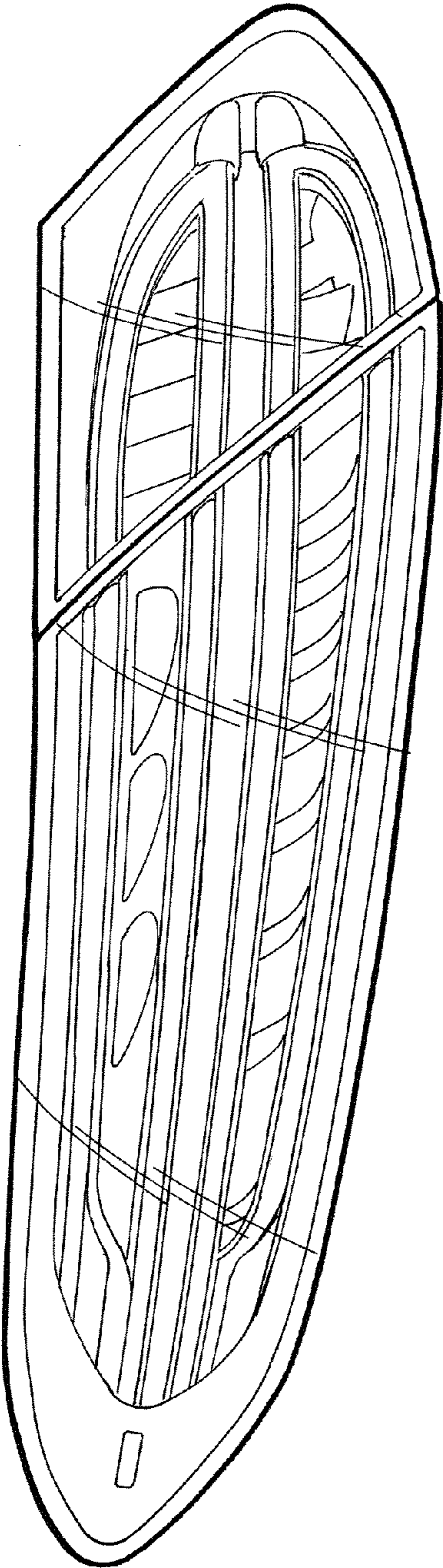


FIG. 1

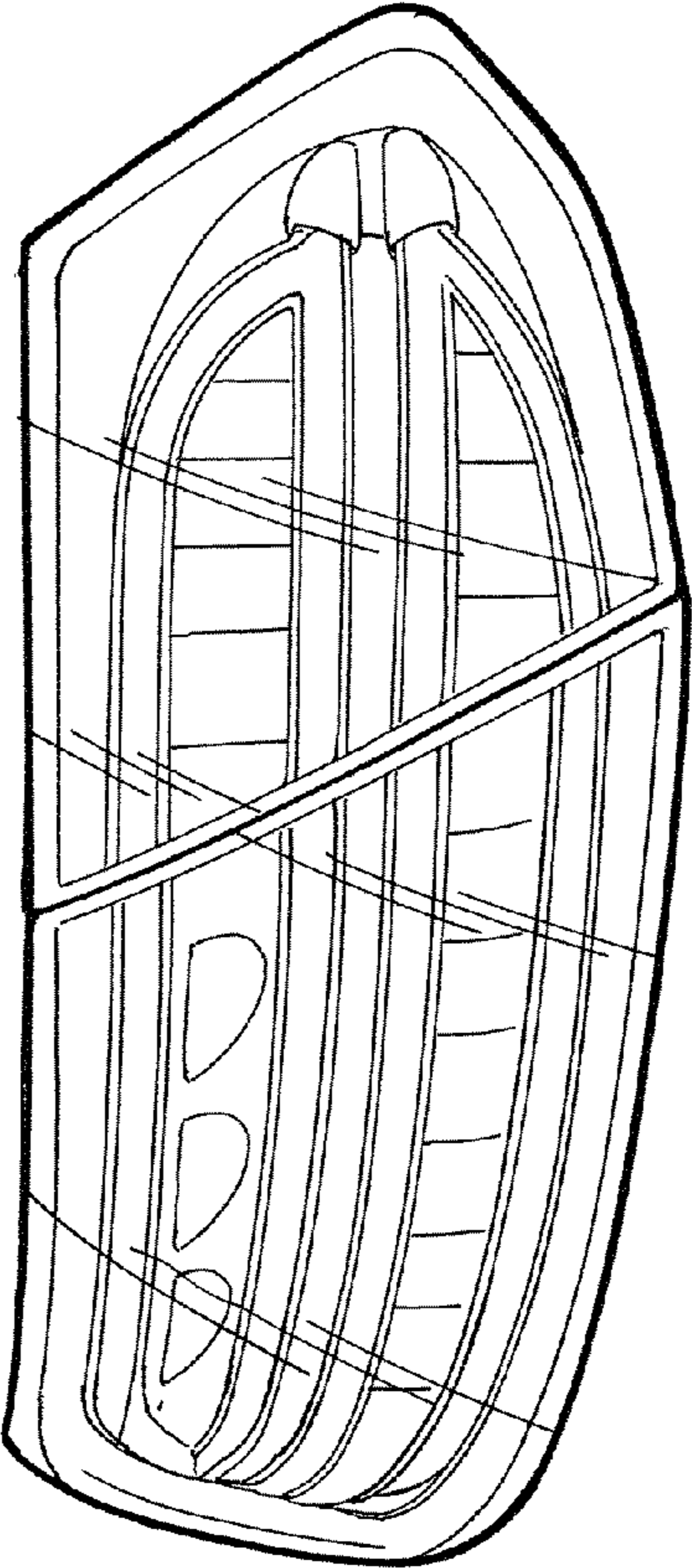


FIG. 2

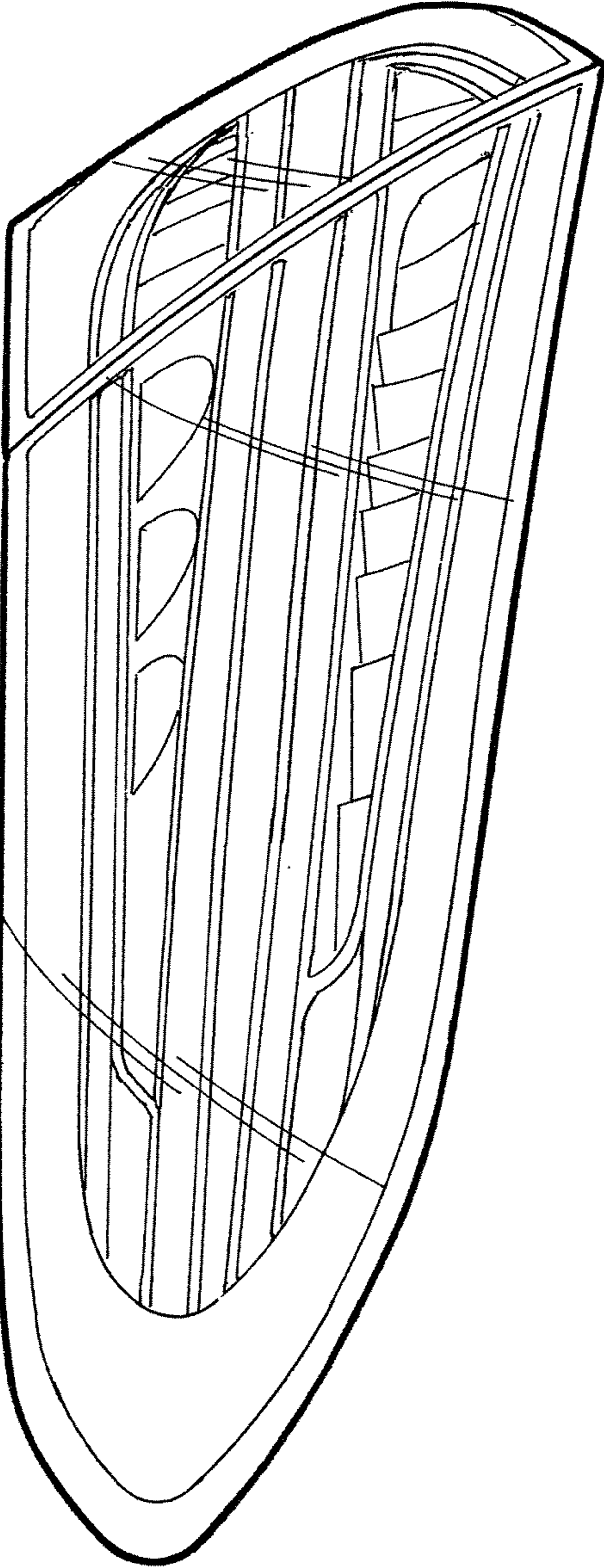


FIG. 3




FIG. 4

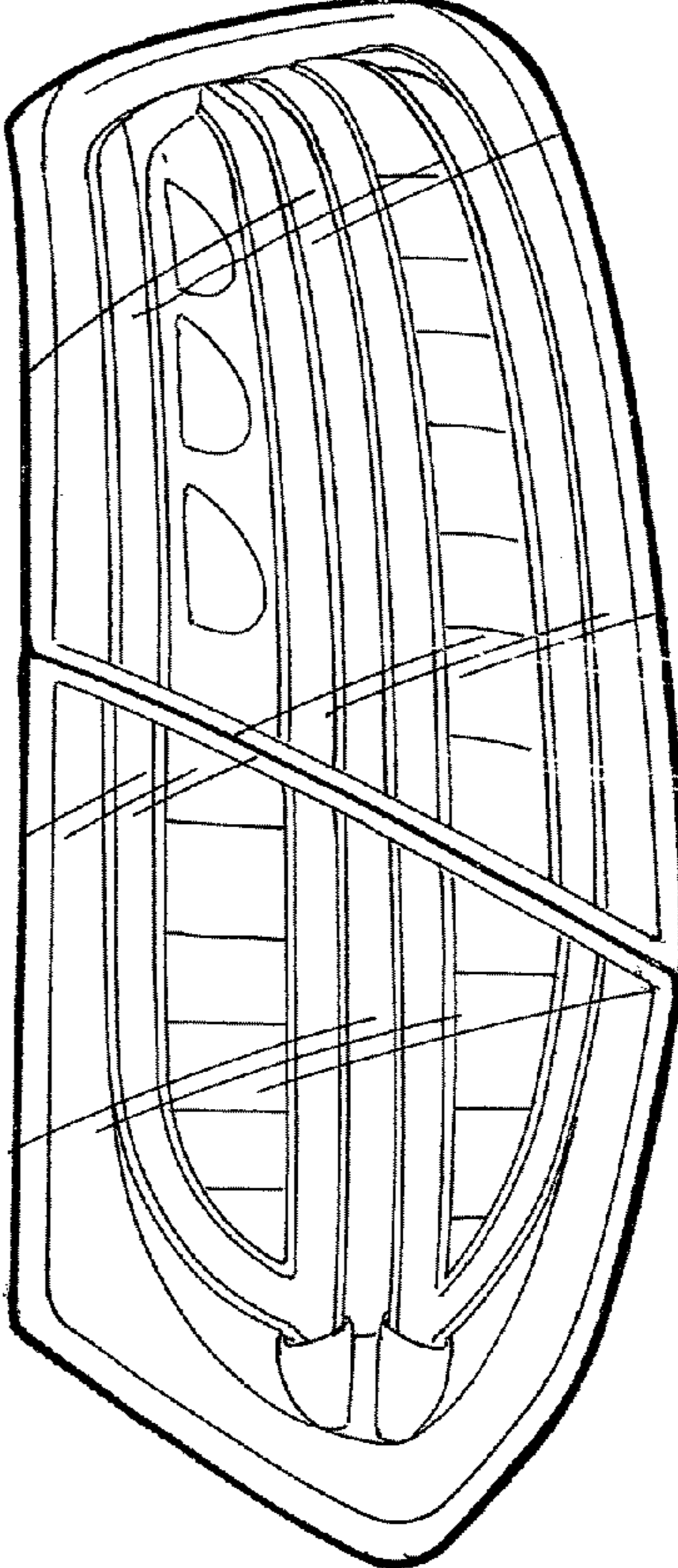


FIG. 5




FIG. 6