

US00D760402S

(12) **United States Design Patent**
Gosling

(10) **Patent No.:** **US D760,402 S**

(45) **Date of Patent:** **** Jun. 28, 2016**

(54) **X-LINK CONNECTOR**

(71) Applicant: **DIRTT ENVIRONMENTAL SOLUTIONS, LTD.**, Calgary (CA)

(72) Inventor: **Geoff Gosling**, Calgary (CA)

(73) Assignee: **DIRTT Environment Solutions, LTD.**, Calgary (CA)

(**) Term: **14 Years**

(21) Appl. No.: **29/481,987**

(22) Filed: **Feb. 12, 2014**

(51) **LOC (10) Cl.** **25-01**

(52) **U.S. Cl.**
USPC **D25/121**

(58) **Field of Classification Search**
USPC D25/119, 121, 127, 126, 164; 52/71,
52/243, 271, 272, 578, 588.1, 609
CPC E04C 1/30; E04C 1/36; E04C 3/06;
E04C 3/30; E04B 1/00
See application file for complete search history.

(56) **References Cited**

U.S. PATENT DOCUMENTS

D34,036	S	*	2/1901	Sack	D25/121
2,550,945	A	*	5/1951	Steinhage et al.	52/604
2,866,235	A	*	12/1958	Couse et al.	52/475.1
3,103,264	A	*	9/1963	Katan	52/663
3,451,183	A	*	6/1969	Lespagnol et al.	52/656.1
D230,759	S	*	3/1974	Hummel	D21/484

4,192,119	A	*	3/1980	Murphy	52/844
D357,544	S	*	4/1995	Spransy	D25/58
5,746,535	A	*	5/1998	Kohler	403/258
D465,586	S	*	11/2002	Krieger	D25/136
D467,586	S	*	12/2002	Shimoda et al.	D14/436
D708,353	S	*	7/2014	Oetlinger	D25/121

* cited by examiner

Primary Examiner — Prabhakar Deshmukh

(74) *Attorney, Agent, or Firm* — Workman Nydegger

(57) **CLAIM**

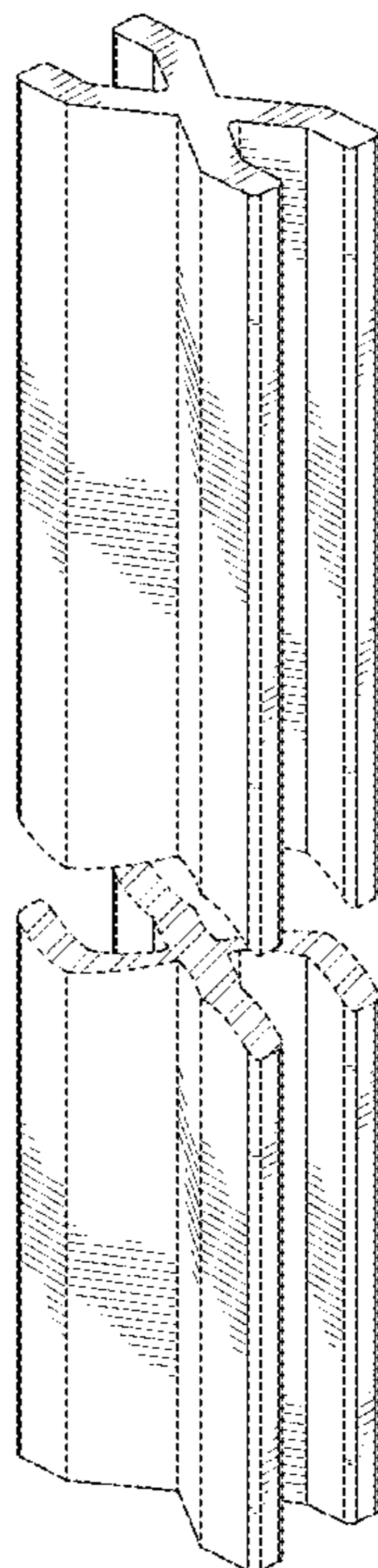
The ornamental design for an X-link connector, as shown and described.

DESCRIPTION

FIG. 1 is a perspective view of an X-link connector showing the design;
FIG. 2 is a left elevational view thereof;
FIG. 3 is a right elevational view thereof;
FIG. 4 is a front elevational view thereof;
FIG. 5 is a rear elevational view thereof;
FIG. 6 is a top plan view thereof; and,
FIG. 7 is a bottom plan view thereof.

The broken break lines indicate undetermined length of the connector. The portions between the break lines form no part of the claimed design. The broken lines form no part of the claimed design.

1 Claim, 2 Drawing Sheets



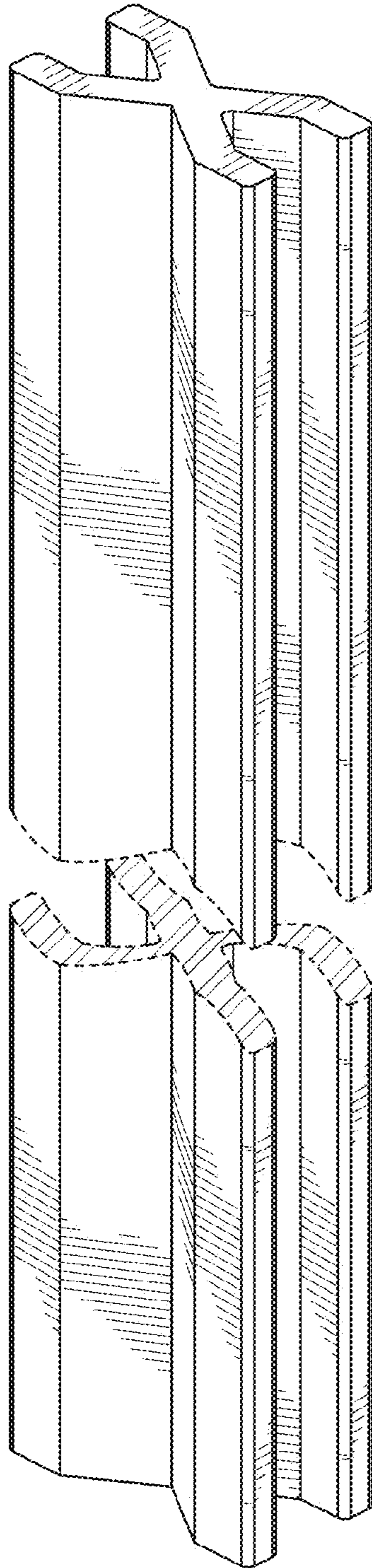


FIG. 1

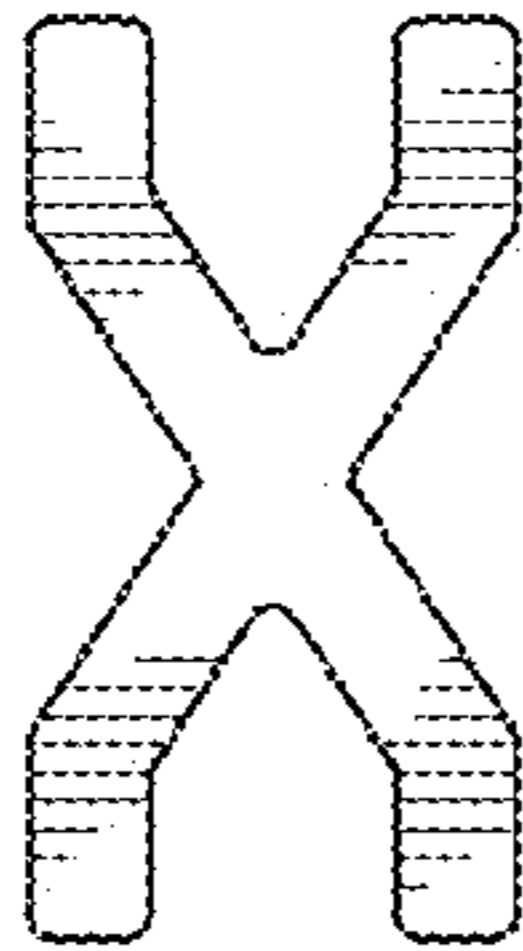


FIG. 6

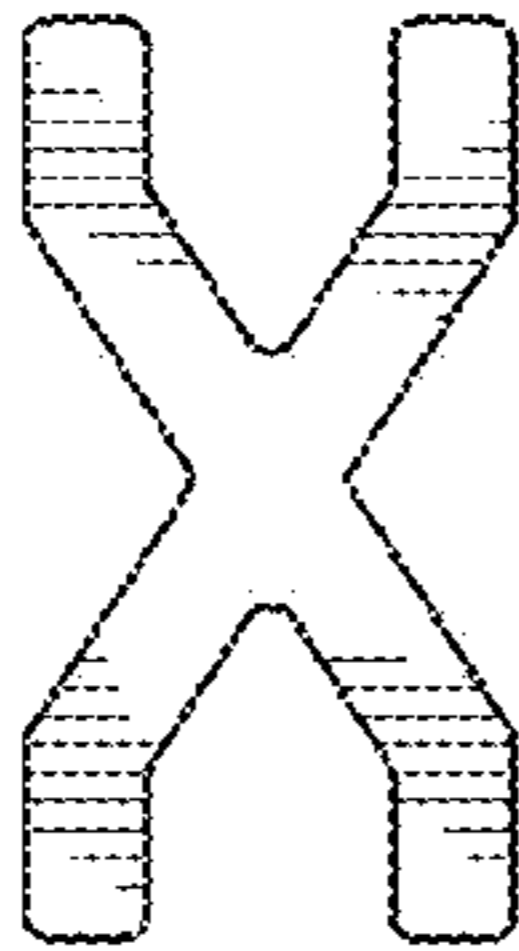


FIG. 7





FIG. 5





FIG. 4

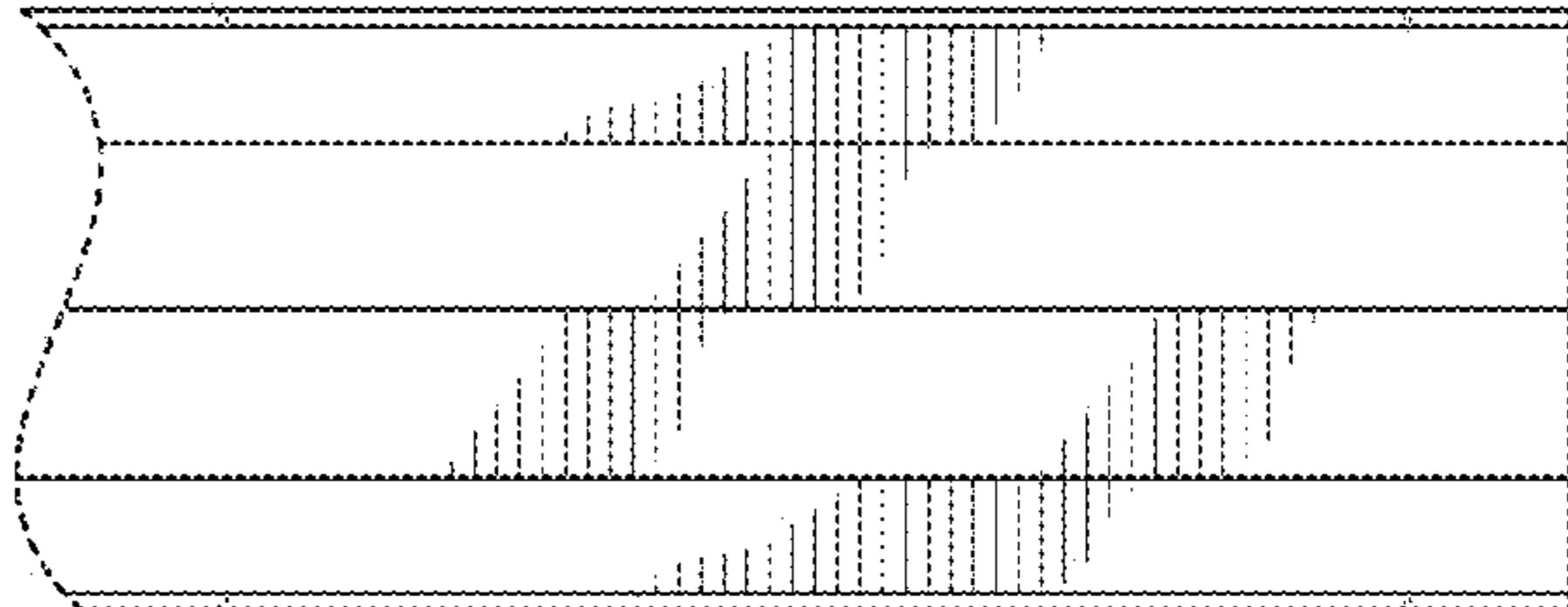
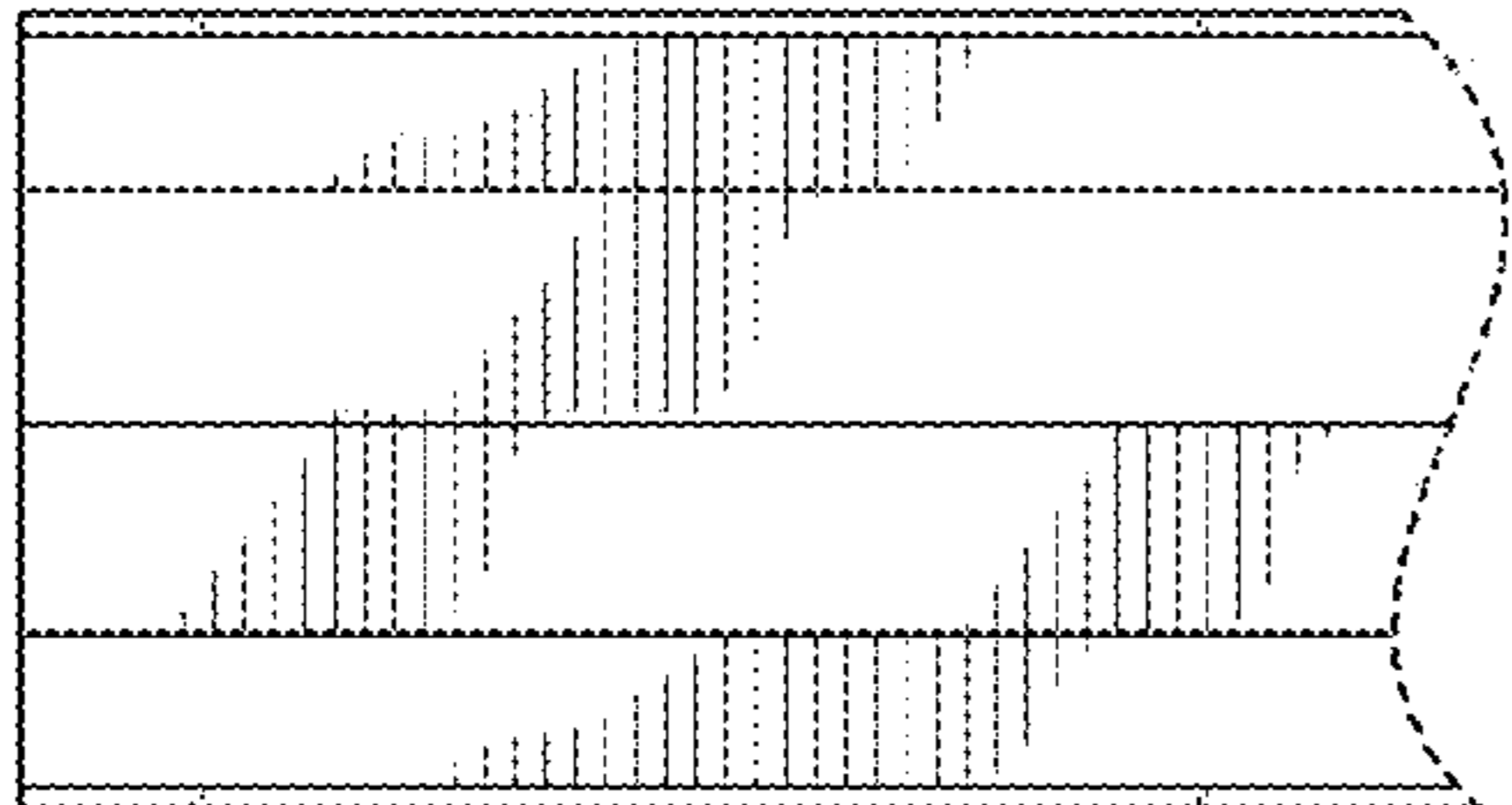


FIG. 3

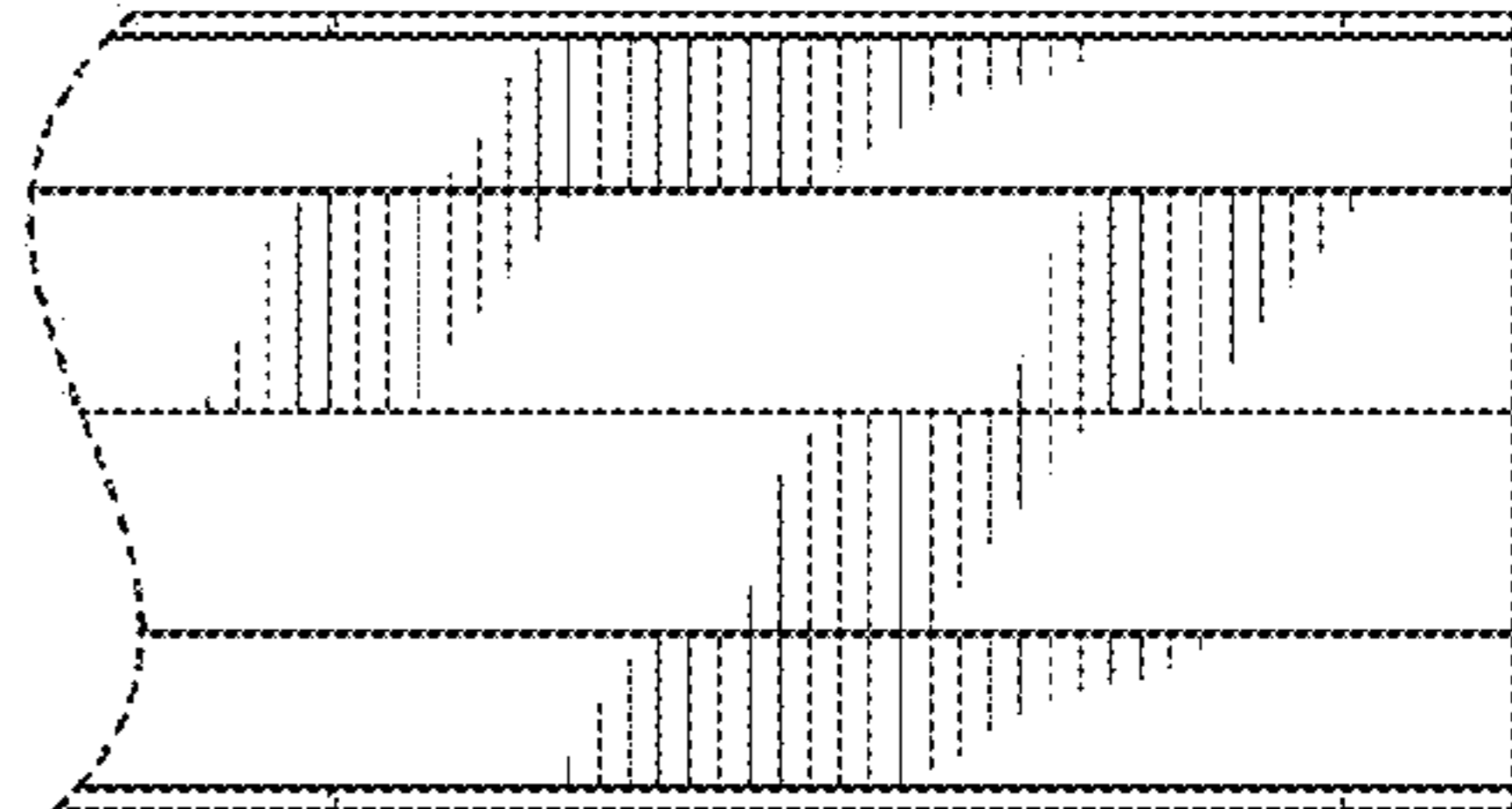
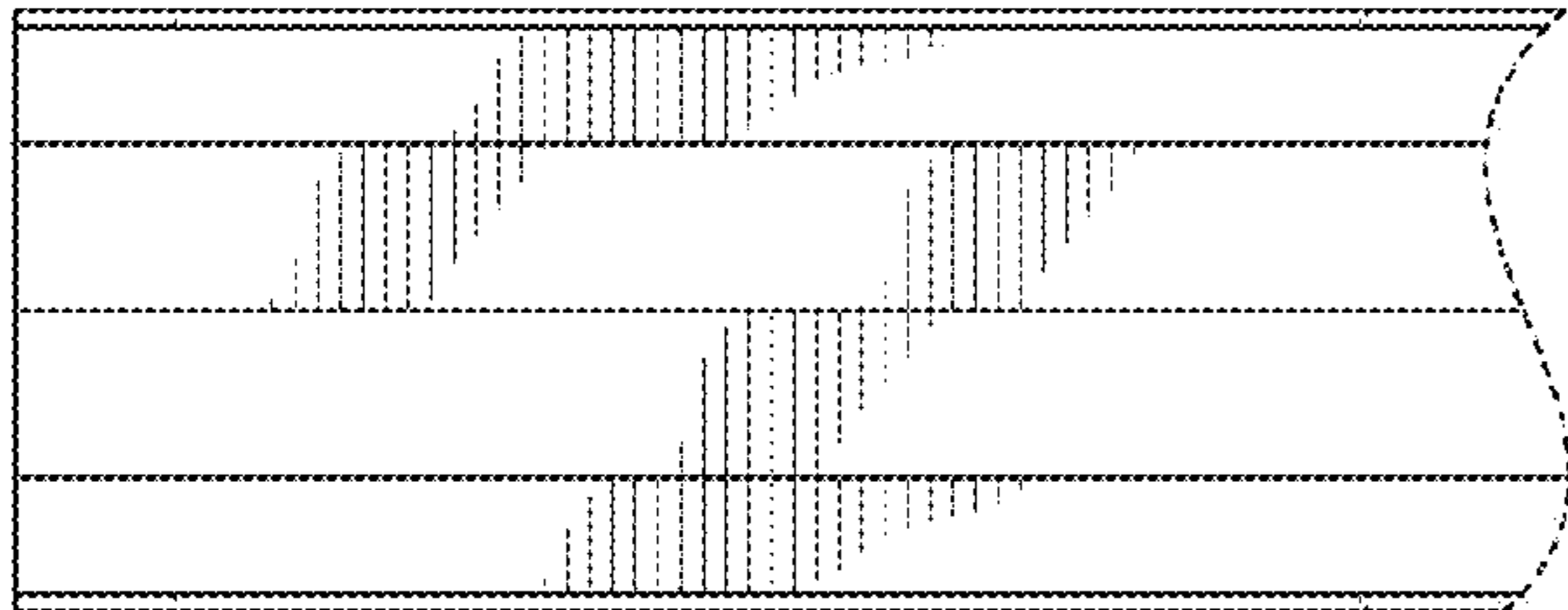


FIG. 2