



US00D760386S

(12) **United States Design Patent**
Watanabe et al.

(10) **Patent No.:** **US D760,386 S**
(45) **Date of Patent:** **** Jun. 28, 2016**

(54) **PROTECTOR FOR MEDICAL DEVICE**
(71) Applicant: **ASAHI INTECC CO., LTD.**,
Nagoya-shi, Aichi (JP)
(72) Inventors: **Nobuyoshi Watanabe**, Kasugai (JP);
Tsuyoshi Nakayama, Seto (JP);
Takayuki Yagi, Seto (JP)
(73) Assignee: **ASAHI INTECC CO., LTD.**,
Nagoya-shi (JP)
(**) Term: **14 Years**
(21) Appl. No.: **29/524,968**
(22) Filed: **Apr. 24, 2015**
(30) **Foreign Application Priority Data**
Oct. 27, 2014 (JP) 2014-023920

(51) **LOC (10) Cl.** **24-02**
(52) **U.S. Cl.**
USPC **D24/130**
(58) **Field of Classification Search**
USPC D24/127-131, 112-114, 133, 186;
606/181, 185; 604/264, 523-528, 272,
604/187, 158, 164.01-164.11, 181, 184,
604/227; 600/101, 139, 143; 128/200.24,
128/207.14, 207.15
CPC A61M 25/00; A61M 39/00; A61M 27/00;
A61M 25/0043; A61M 25/0067; A61M
25/0097; A61F 2/958
See application file for complete search history.

(56) **References Cited**
U.S. PATENT DOCUMENTS
3,149,360 A * 9/1964 Lend A61M 5/001
15/118
4,321,931 A * 3/1982 Hon A61B 5/0444
600/376
4,465,482 A * 8/1984 Tittel A61M 27/00
604/523

5,897,488 A * 4/1999 Ueda B25J 18/06
600/143
5,910,364 A * 6/1999 Miyata A61M 25/09
428/375
5,951,494 A * 9/1999 Wang A61M 25/0009
600/435
6,066,117 A * 5/2000 Fox A61B 17/3462
137/847
6,228,073 B1 5/2001 Noone et al.
6,245,053 B1 * 6/2001 Benjamin A61M 25/0014
264/345
6,273,404 B1 8/2001 Holman et al.
7,579,550 B2 * 8/2009 Dayton A61B 1/00071
174/108
7,670,331 B2 * 3/2010 Tanghoej A61M 25/0017
604/163
7,708,704 B2 * 5/2010 Mitelberg A61M 25/0043
600/585
7,960,935 B2 * 6/2011 Farritor A61B 1/00156
318/568.11
D662,810 S 7/2012 Clarke
8,556,914 B2 * 10/2013 Vrba A61M 25/00
606/127
2001/0049519 A1 12/2001 Holman et al.
2013/0150807 A1 6/2013 Hamuro et al.

FOREIGN PATENT DOCUMENTS

JP 2013-121461 A 6/2013
* cited by examiner

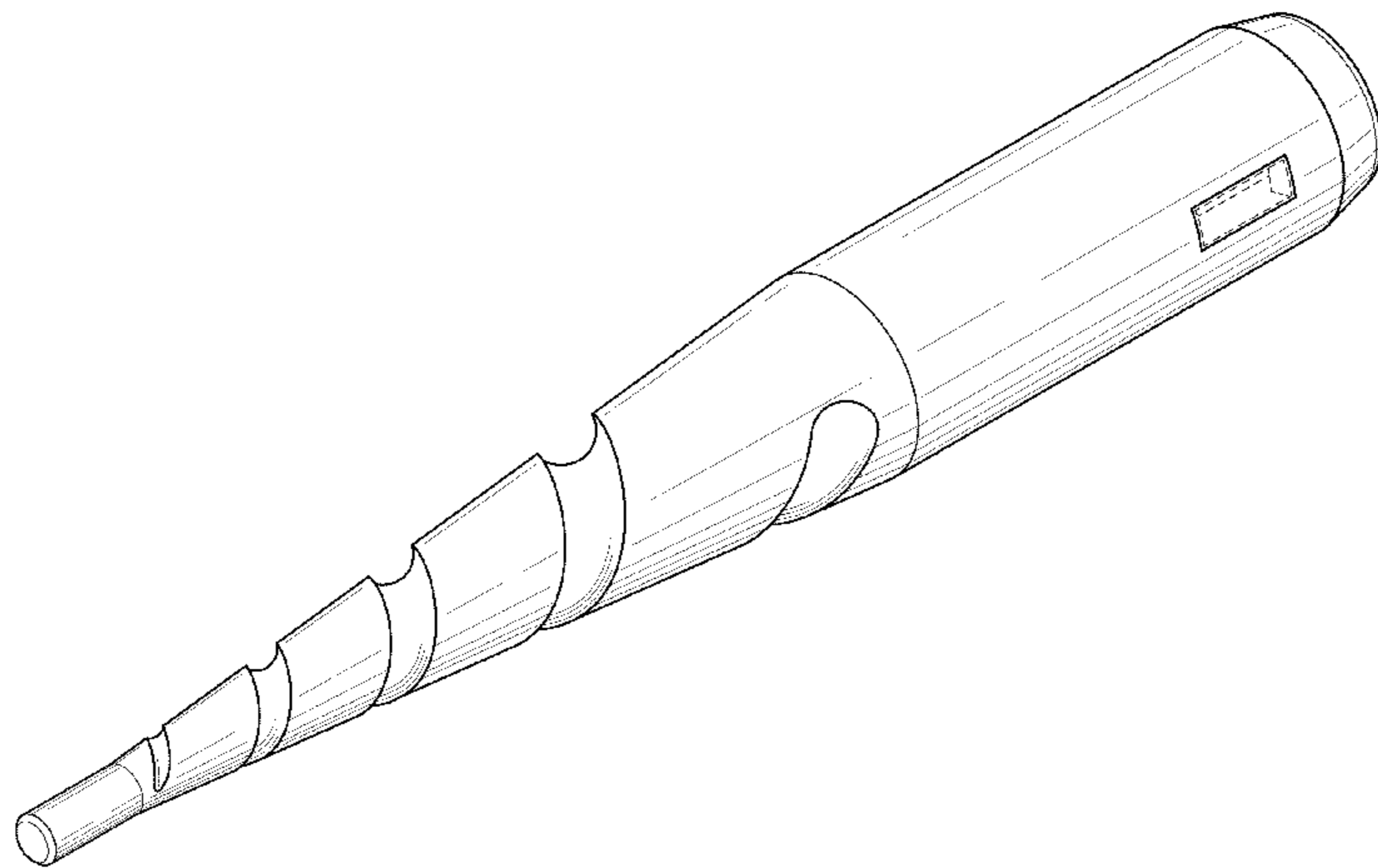
Primary Examiner — David Muller
(74) *Attorney, Agent, or Firm* — Oliff PLC

(57) **CLAIM**
The ornamental design for a protector for medical device, as shown and described.

DESCRIPTION

FIG. 1 is a perspective view of a protector for medical device;
FIG. 2 is a front view thereof;
FIG. 3 is a rear view thereof;
FIG. 4 is a right-side view thereof;
FIG. 5 is a left-side view thereof;
FIG. 6 is a top view thereof; and,
FIG. 7 is a bottom view thereof.
The broken lines depict environmental subject matter only and form no part of the claimed design.

1 Claim, 3 Drawing Sheets



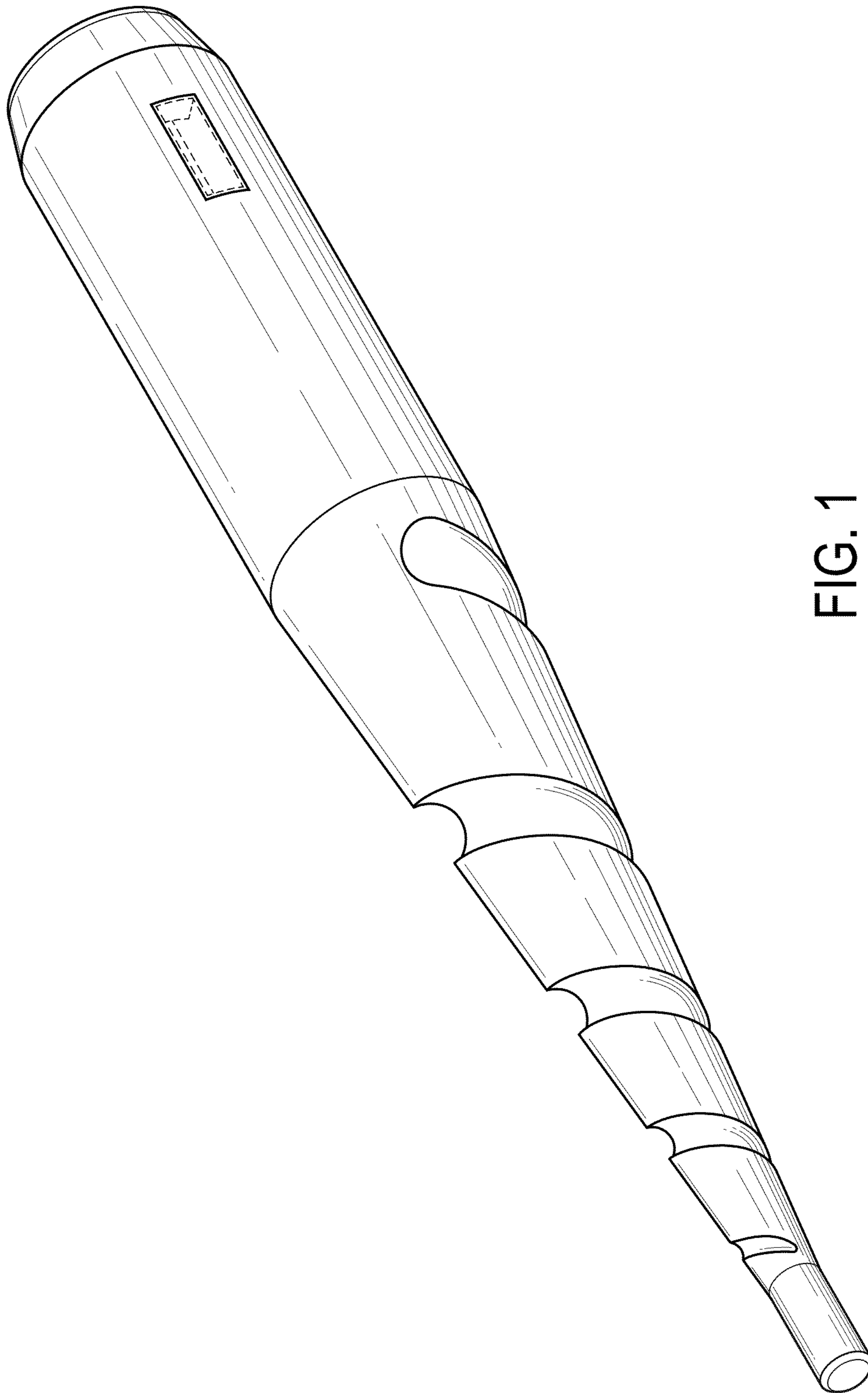


FIG. 1

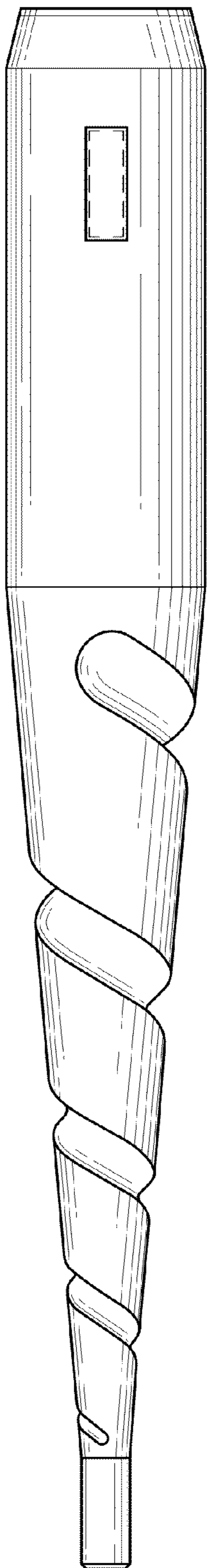


FIG. 2

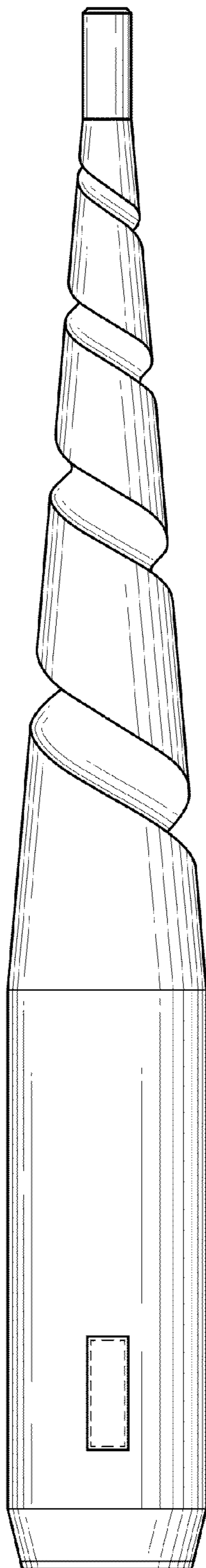


FIG. 3

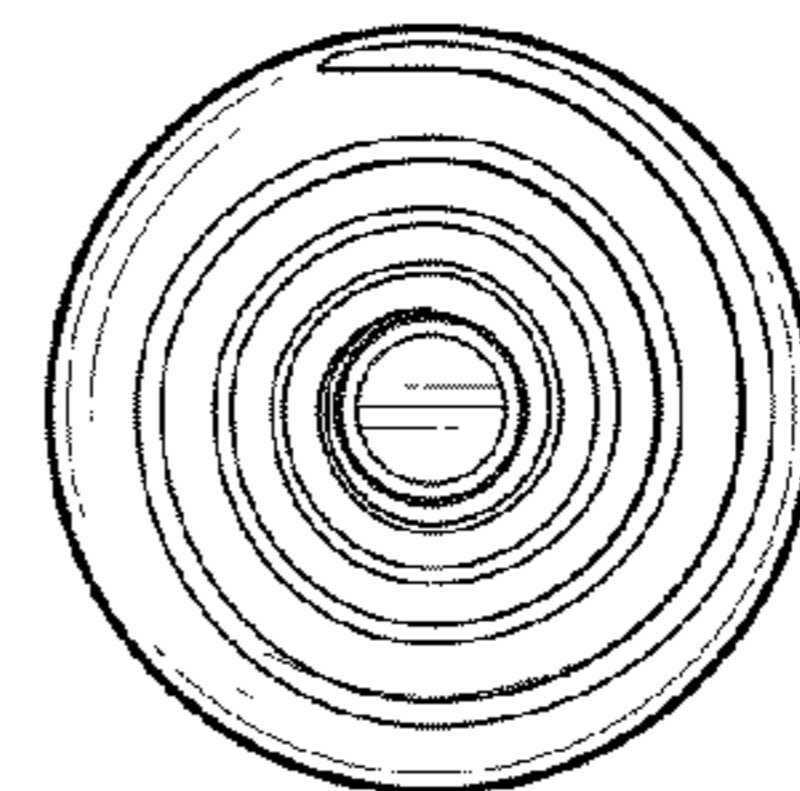


FIG. 5

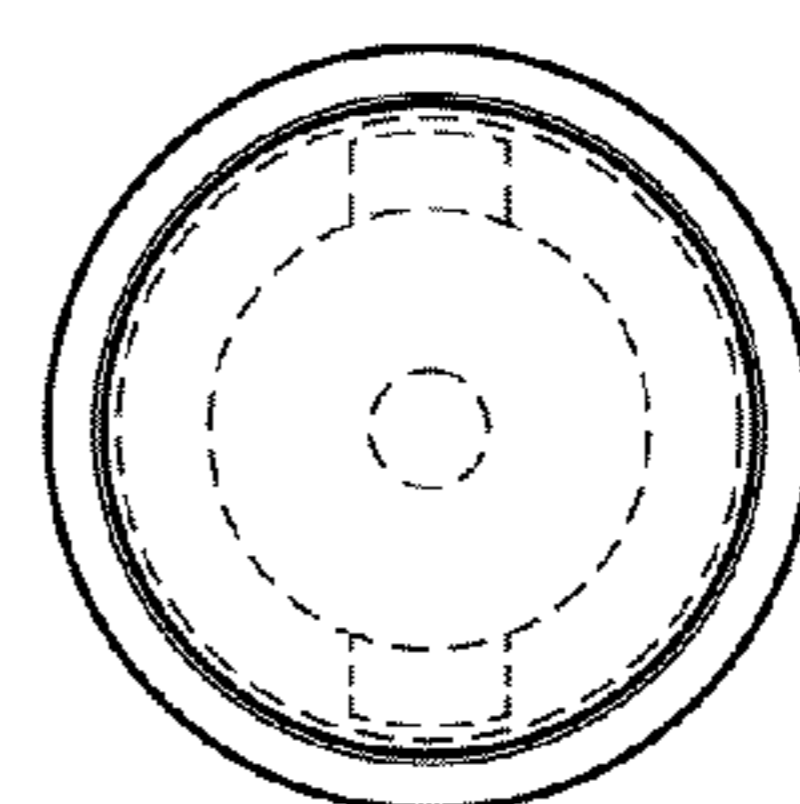


FIG. 4

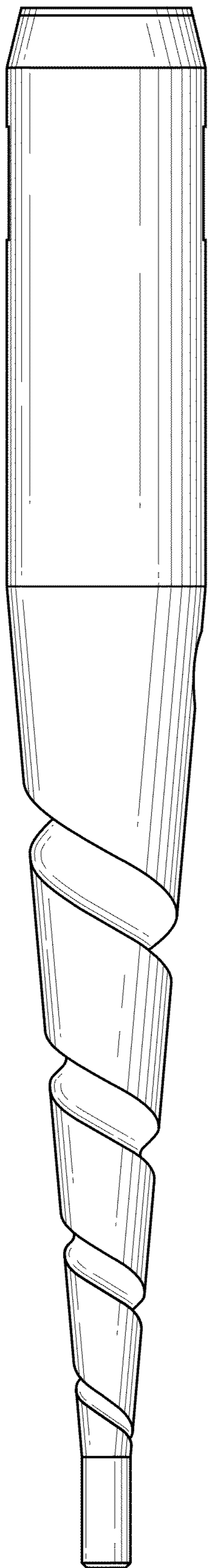


FIG. 6

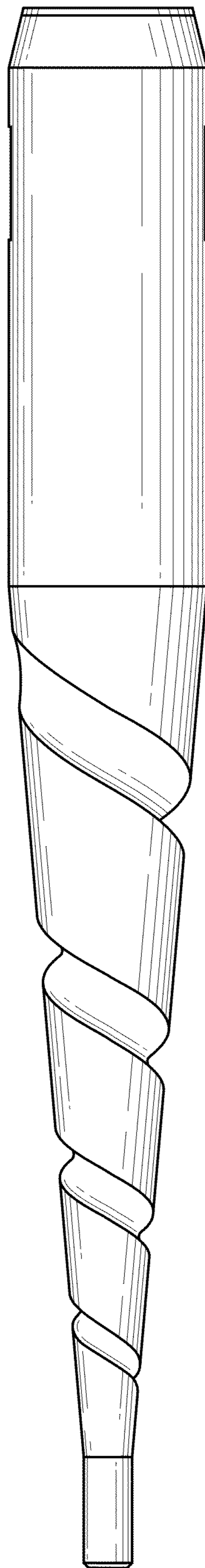


FIG. 7