

US00D760367S

(12) **United States Design Patent**
Rump

(10) **Patent No.:** **US D760,367 S**
(45) **Date of Patent:** **** Jun. 28, 2016**

(54) **HEATING-EQUIPMENT CABINET**

(71) Applicant: **Oventrop GmbH & Co. KG**, Olsberg (DE)

(72) Inventor: **Georg Rump**, Olsberg (DE)

(73) Assignee: **OVENTROP GMBH & CO.KG**, Olsberg (DE)

(**) Term: **15 Years**

(21) Appl. No.: **29/526,835**

(22) Filed: **May 13, 2015**

(30) **Foreign Application Priority Data**

Dec. 16, 2014 (DE) 40 2014 101 223

(51) **LOC (10) Cl.** **23-03**

(52) **U.S. Cl.**
USPC **D23/322; D23/499**

(58) **Field of Classification Search**
USPC D23/314, 322, 323; D6/610, 611;
D9/432; D13/102, 103; D14/125, 240,
D14/351, 356
See application file for complete search history.

(56) **References Cited**

U.S. PATENT DOCUMENTS

D94,599 S * 2/1935 Driscoll et. al. D23/395
D297,044 S * 8/1988 Van Ee D23/328
D609,701 S * 2/2010 Hou D14/240

D616,536 S * 5/2010 Lee D23/318
D620,953 S * 8/2010 Andre D14/203.3
D634,704 S * 3/2011 Tieleman D13/102
D640,646 S * 6/2011 Wu D14/125
D683,001 S * 5/2013 Lee D23/320
D726,295 S * 4/2015 Kim D23/351
D728,467 S * 5/2015 Hasbrook D13/103
D733,854 S * 7/2015 Tokura D23/323

OTHER PUBLICATIONS

Oventrop Regubox found online [Feb. 9, 2016] <http://www.iconic-architecture.com/en/iconic-directory/iconicdirectory/show/Project/regubox.html>.*

* cited by examiner

Primary Examiner — Robert M Spear

Assistant Examiner — John Voytek

(74) *Attorney, Agent, or Firm* — Andrew Wilford

(57) **CLAIM**

The ornamental design for a heating-equipment cabinet, as shown and described.

DESCRIPTION

FIG. 1 is a front perspective view from above right of the invention;

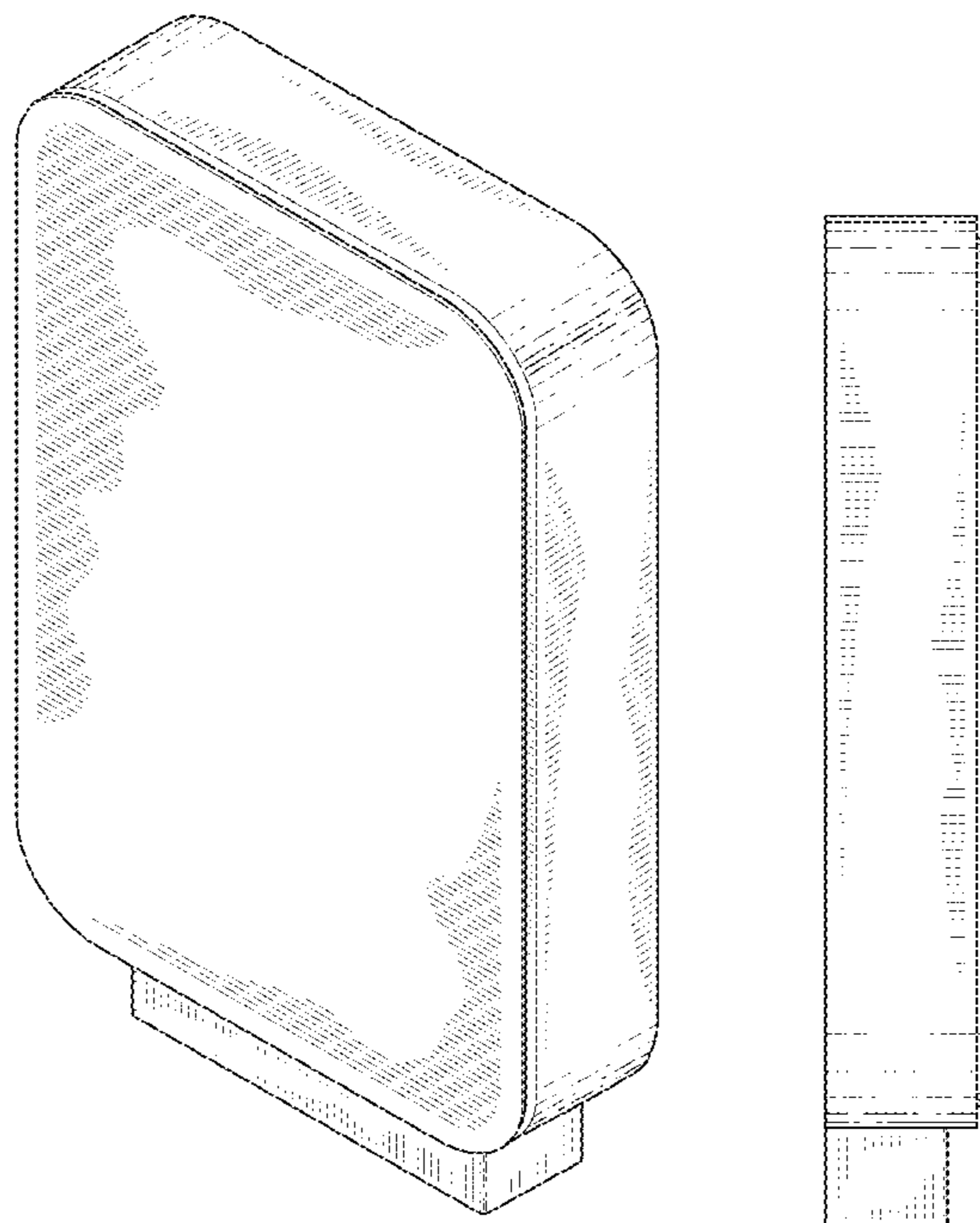
FIG. 2 is a front elevational view of the invention;

FIG. 3 is a left-side elevational view of the invention, the right side being a mirror-image thereof;

FIG. 4 is a top view of the invention; and,

FIG. 5 is a front perspective view of the invention.

1 Claim, 3 Drawing Sheets






FIG. 1




FIG. 3




FIG. 2




FIG. 4



FIG. 5