

US00D760361S

(12) **United States Design Patent**
Berger

(10) **Patent No.:** **US D760,361 S**
(45) **Date of Patent:** **** Jun. 28, 2016**

(54) **FAUCET**

(71) Applicant: **AS IP Holdco, LLC**, Piscataway, NJ
(US)

(72) Inventor: **Ryan Robert Berger**, Columbus, OH
(US)

(73) Assignee: **AS IP HOLDCO, LLC**, Piscataway, NJ
(US)

(**) Term: **15 Years**

(21) Appl. No.: **29/527,066**

(22) Filed: **May 15, 2015**

(51) **LOC (10) Cl.** **23-01**

(52) **U.S. Cl.**
USPC **D23/256**

(58) **Field of Classification Search**
USPC D23/238–243, 249, 255–257
CPC E03C 1/04; E03C 1/0401; E03C 1/0402;
E03C 1/0404; F16K 31/602; F16K 31/605;
F16K 31/607

See application file for complete search history.

(56) **References Cited**

U.S. PATENT DOCUMENTS

| | | | | | | |
|-----------|----|---|---------|--------------|-------|---------|
| D220,101 | S | * | 3/1971 | Brown | | D23/238 |
| D292,226 | S | * | 10/1987 | Hill | | D23/252 |
| 5,222,672 | A | | 6/1993 | Hart et al. | | |
| 5,340,656 | A | | 8/1994 | Sachs et al. | | |
| 5,394,906 | A | | 3/1995 | Farley | | |
| D380,035 | S | * | 6/1997 | Wagner | | D23/242 |
| D437,631 | S | * | 2/2001 | Robbins | | D23/241 |
| 6,214,279 | B1 | | 4/2001 | Yang et al. | | |
| 6,817,379 | B2 | | 11/2004 | Perla | | |
| 6,936,212 | B1 | | 8/2005 | Crawford | | |
| 7,155,759 | B2 | | 1/2007 | Milne | | |

| | | | | | | |
|--------------|----|---|---------|---------------|-------|---------|
| 8,028,714 | B2 | | 10/2011 | Chen | | |
| D692,101 | S | * | 10/2013 | Yu | | D23/238 |
| 2008/0178957 | A1 | | 7/2008 | Thomas et al. | | |
| 2013/0248005 | A1 | | 9/2013 | Pitsch et al. | | |

OTHER PUBLICATIONS

Sosnovsky et al., Al Mashrabiya, <http://www.imj.org.il/exhibitions/2007/dream-makers/15dsys.html>, 2007.

ModernTech, Rapid Prototyping Services, <http://www.moderntechmech.com/3D-Printer/rapid-prototyping-services.html>, Apr. 5, 2012.

Houzz Announces 3-D Furniture Printing, <http://www.houzz.com/ideabooks/25459991/list/houzz-announces-3-d-furniture-printing>, Apr. 1, 2014.

* cited by examiner

Primary Examiner — Robert Delehanty

(74) *Attorney, Agent, or Firm* — Kramer Levin Naftalis & Frankel LLP

(57) **CLAIM**

The ornamental design for a faucet, as shown and described.

DESCRIPTION

FIG. 1 is a front and right side perspective view of a faucet showing the new design;

FIG. 2 is a front elevational view thereof;

FIG. 3 is a right side elevational view thereof;

FIG. 4 is a top plan view thereof;

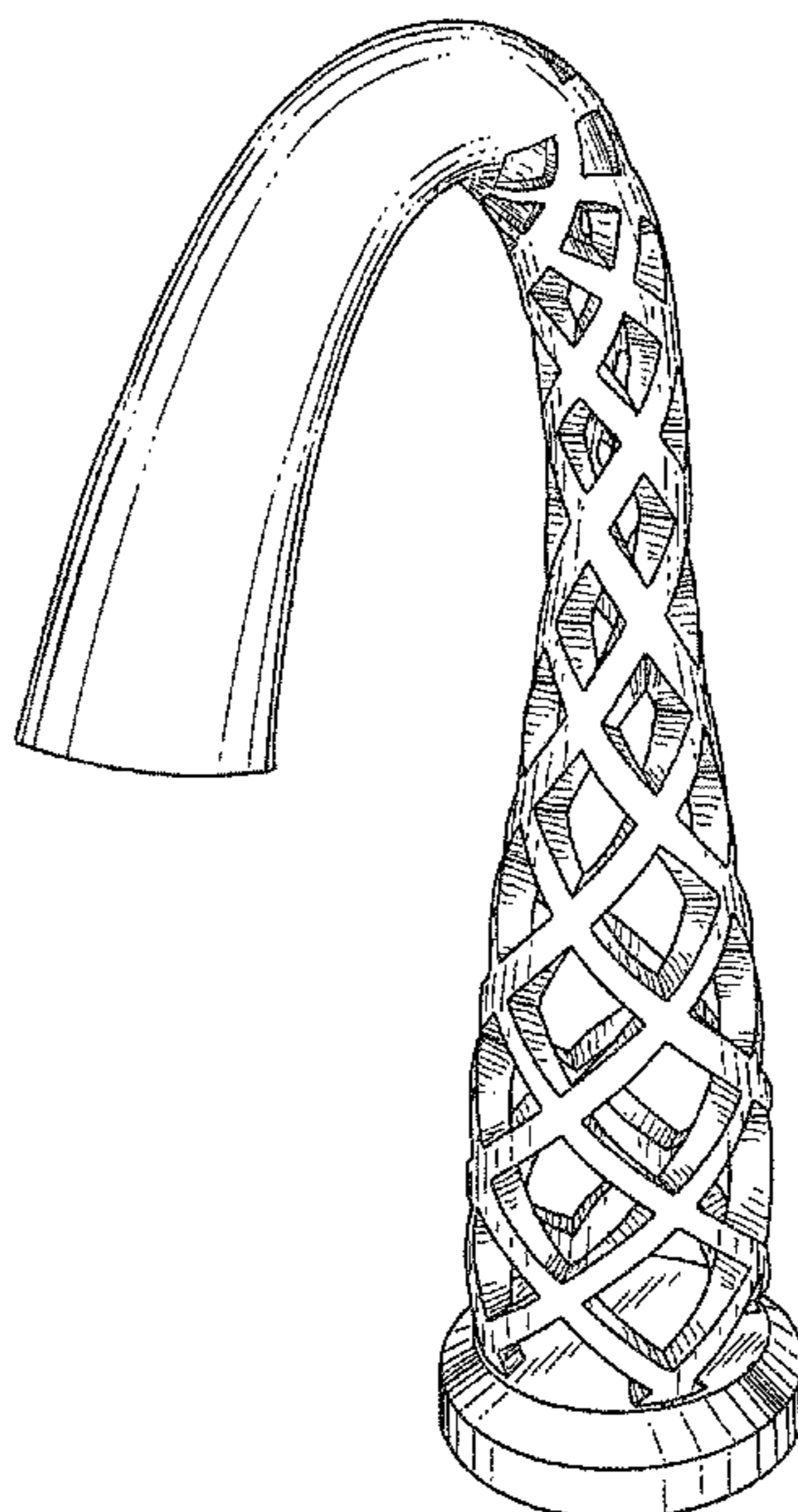
FIG. 5 is a left side elevational view thereof;

FIG. 6 is a rear elevational view thereof; and,

FIG. 7 is a bottom plan view thereof.

The features shown in broken lines form no part of the claimed design.

1 Claim, 3 Drawing Sheets



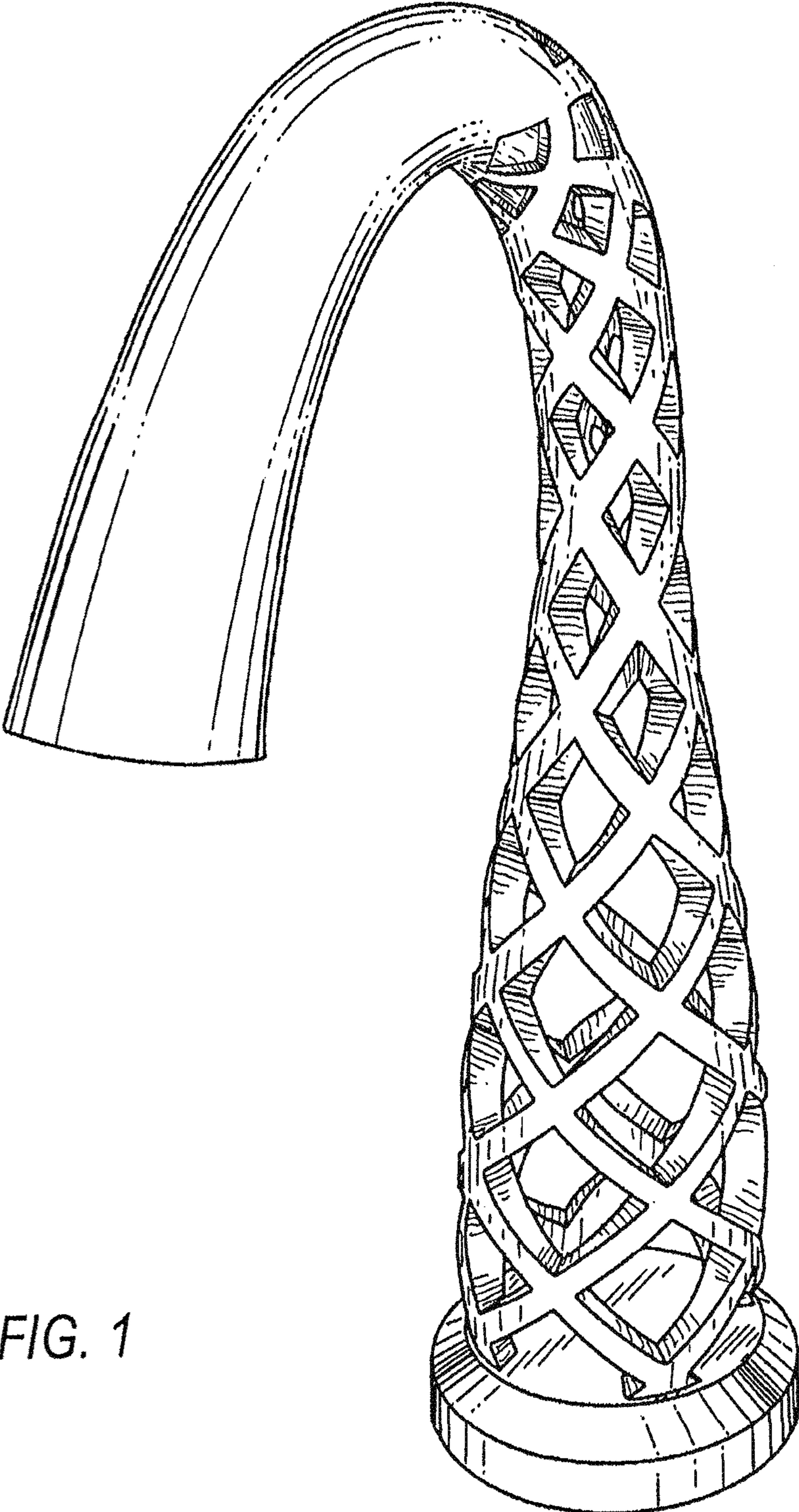


FIG. 1

FIG. 2

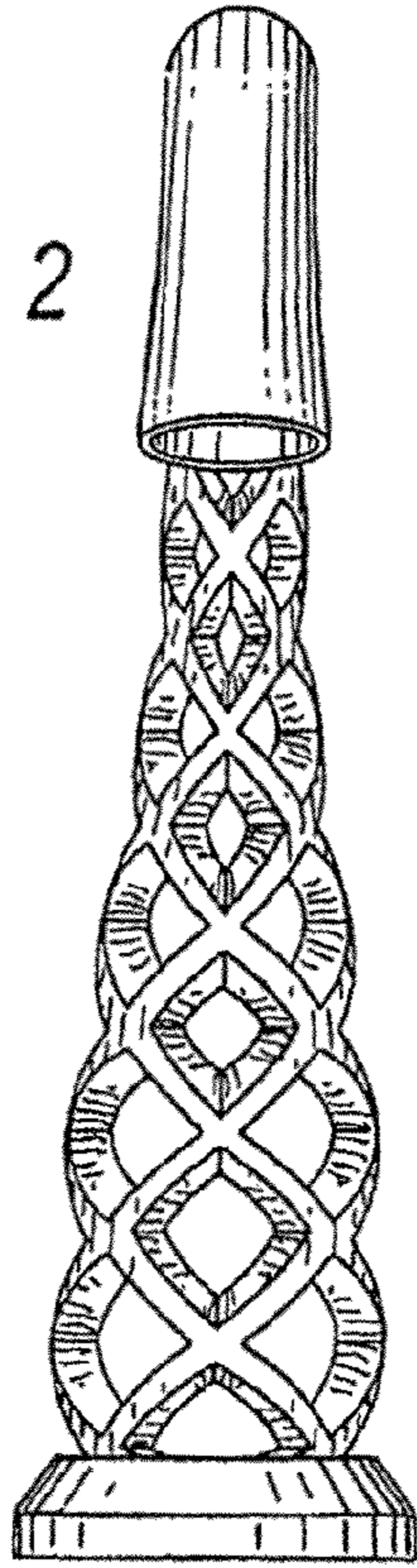


FIG. 3

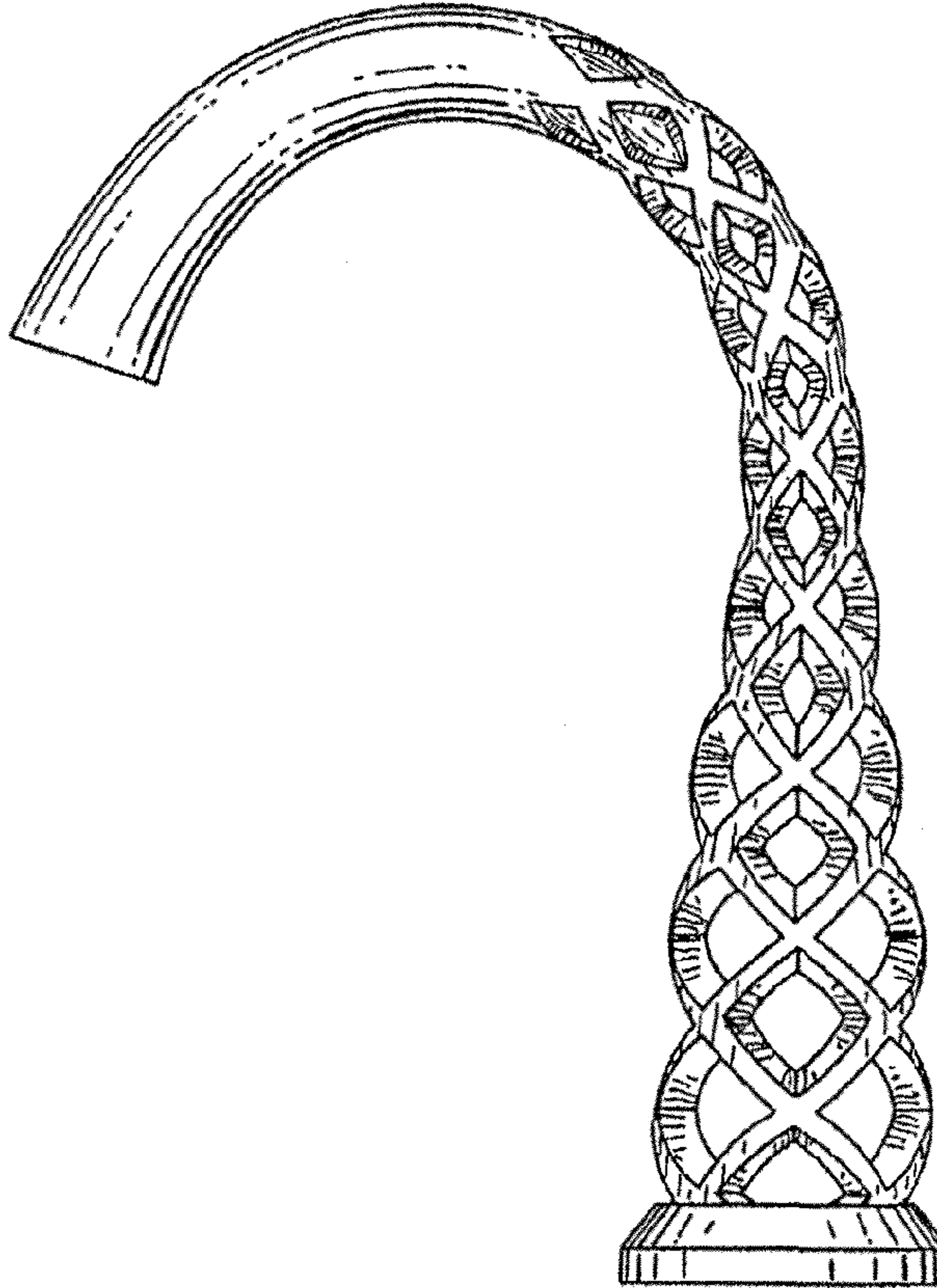
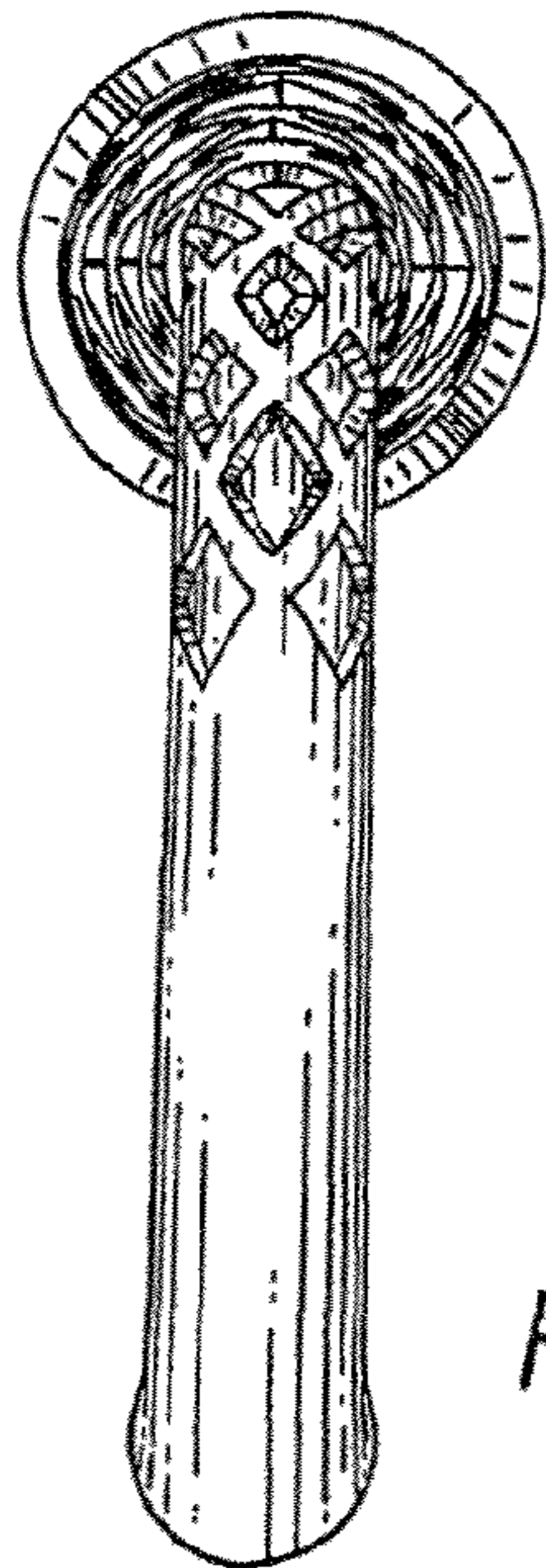


FIG. 4



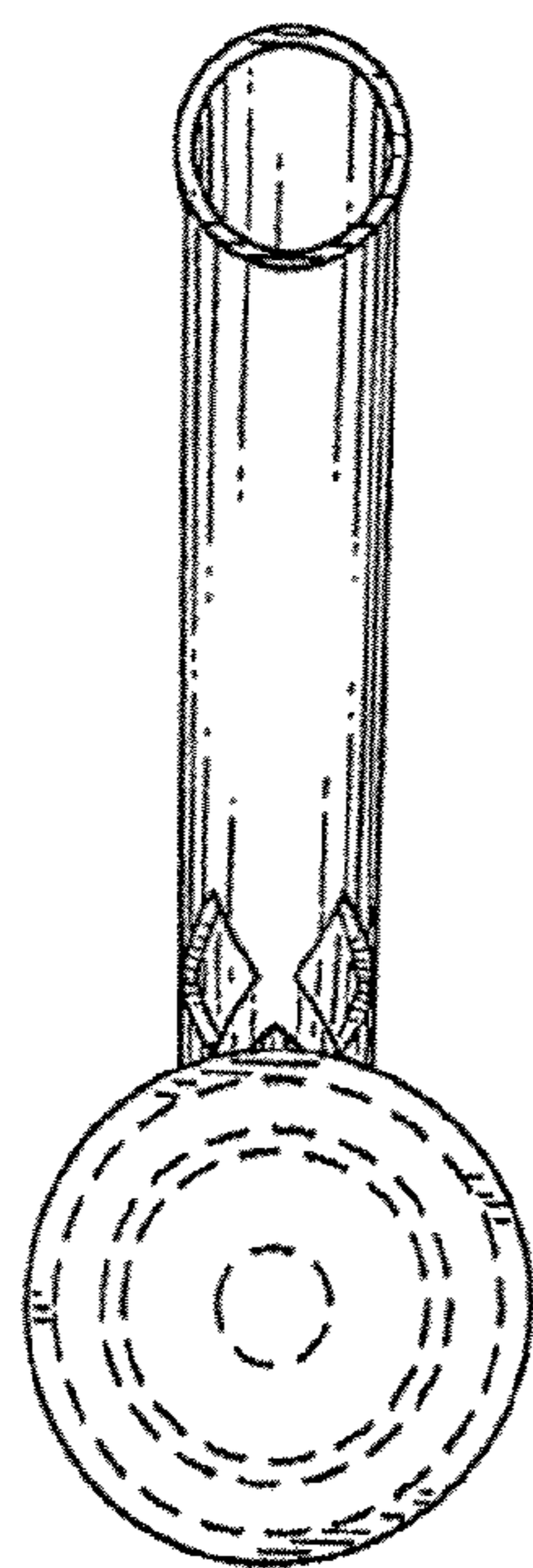
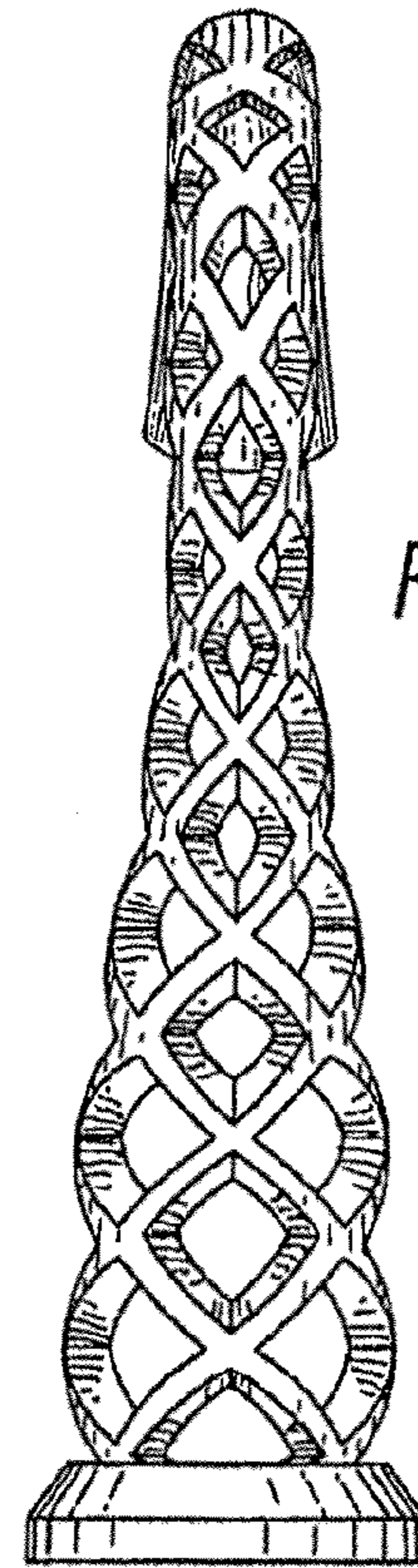
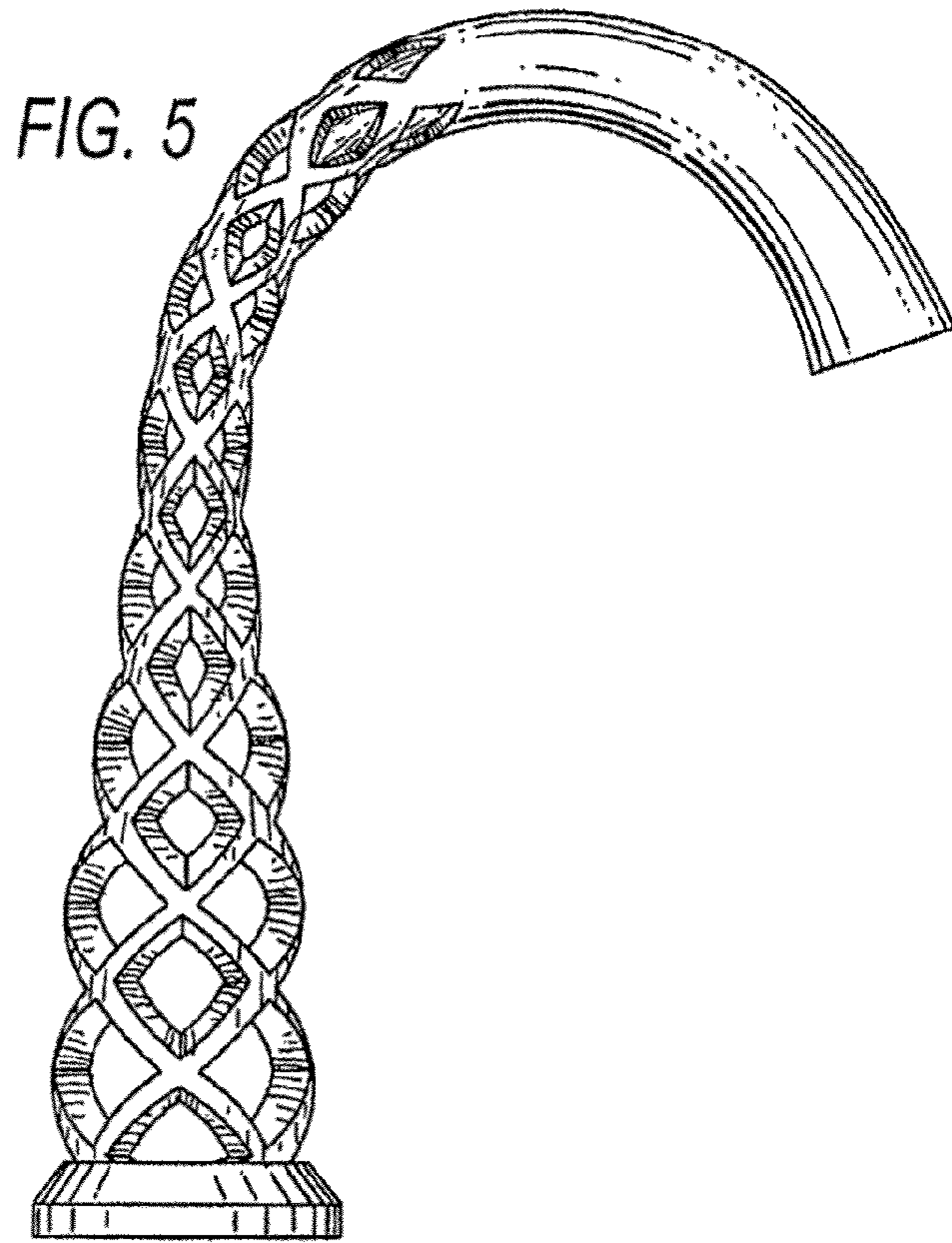


FIG. 7