



US00D760357S

(12) **United States Design Patent**
Cline

(10) **Patent No.:** **US D760,357 S**

(45) **Date of Patent:** **** Jun. 28, 2016**

(54) **FAUCET HANDLE**

(71) Applicant: **AS IP Holdco, LLC**, Piscataway, NJ
(US)

(72) Inventor: **Scott Michael Cline**, New Albany, OH
(US)

(73) Assignee: **AS IP Holdco, LLC**, Piscataway, NJ
(US)

(**) Term: **15 Years**

(21) Appl. No.: **29/527,094**

(22) Filed: **May 15, 2015**

(51) **LOC (10) Cl.** **23-01**

(52) **U.S. Cl.**
USPC **D23/251**

(58) **Field of Classification Search**
USPC D23/238-243, 249-253
CPC E03C 1/04; E03C 1/0401; E03C 1/0402;
E03C 1/0404; F16K 31/602; F16K 31/605;
F16K 31/607

See application file for complete search history.

(56) **References Cited**

U.S. PATENT DOCUMENTS

5,222,672	A	6/1993	Hart et al.	
5,340,656	A	8/1994	Sachs et al.	
5,394,906	A	3/1995	Farley	
6,214,279	B1	4/2001	Yang et al.	
6,817,379	B2	11/2004	Perla	
6,936,212	B1	8/2005	Crawford	
D516,185	S *	2/2006	Hanna	D23/252
7,155,759	B2	1/2007	Milne	

D630,712	S *	1/2011	Tippens	D23/250
8,028,714	B2	10/2011	Chen	
2008/0178957	A1	7/2008	Thomas et al.	
2013/0248005	A1	9/2013	Pitsch et al.	

OTHER PUBLICATIONS

Sosnovsky et al., Al Mashrabiya, <http://www.imj.org.il/exhibitions/2007/dream-makers/15dsys.html>, 2007.

ModernTech, Rapid Prototyping Services, <http://www.moderntechmech.com/3D-Printer/rapid-prototyping-services.html>, Apr. 5, 2012.

Houzz Announces 3-D Furniture Printing, <http://www.houzz.com/ideabooks/25459991/list/houzz-announces-3-d-furniture-printing>, Apr. 1, 2014.

* cited by examiner

Primary Examiner — Robert Delehanty

(74) *Attorney, Agent, or Firm* — Kramer Levin Naftalis & Frankel LLP

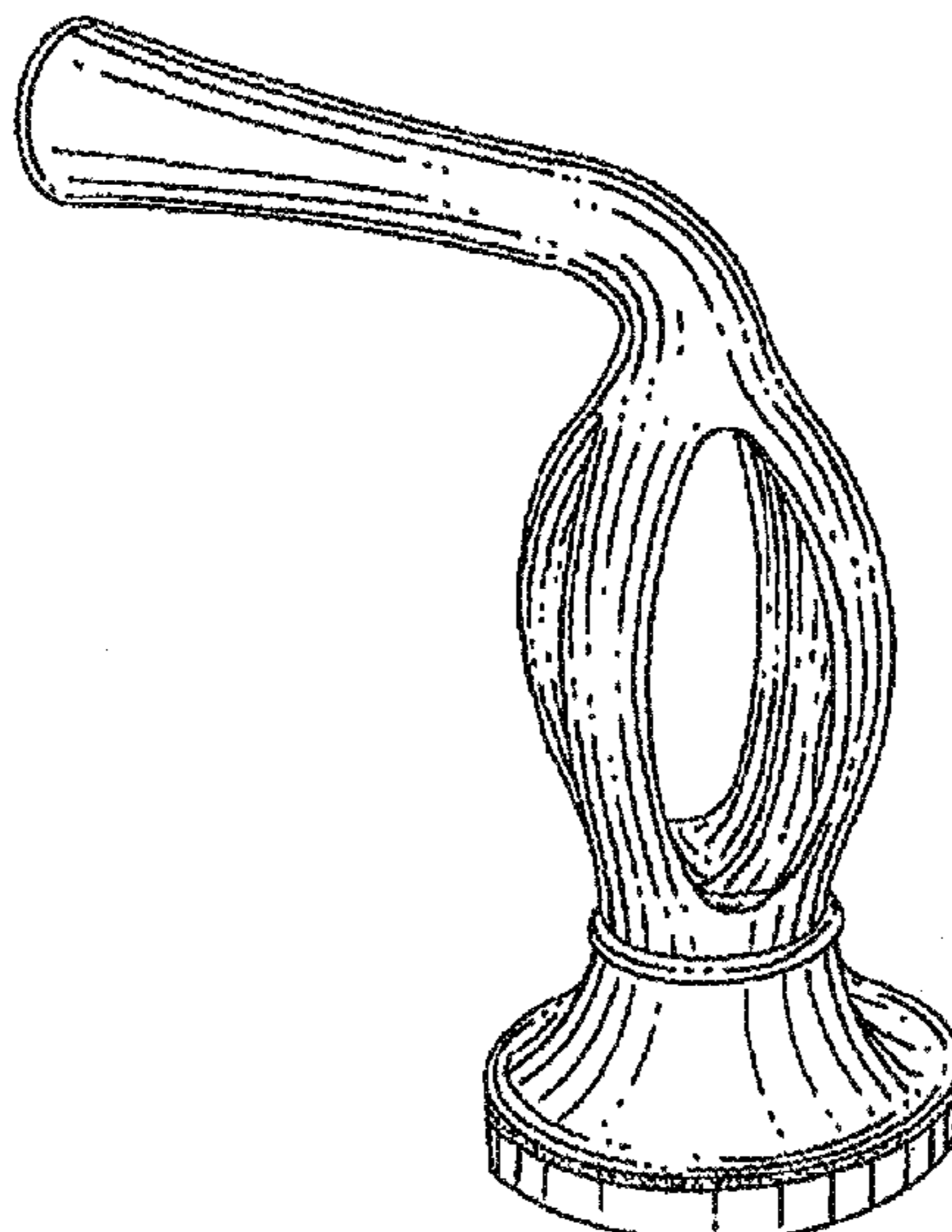
(57) **CLAIM**

The ornamental design for a faucet handle, as shown and described.

DESCRIPTION

FIG. 1 is a front and right side perspective view of a faucet handle showing the new design;
FIG. 2 is a top plan view thereof;
FIG. 3 is a front elevational view thereof;
FIG. 4 is a left side elevational view thereof;
FIG. 5 is a rear elevational view thereof; and,
FIG. 6 is bottom plan view thereof.
The features shown in broken lines form no part of the claimed design.

1 Claim, 2 Drawing Sheets



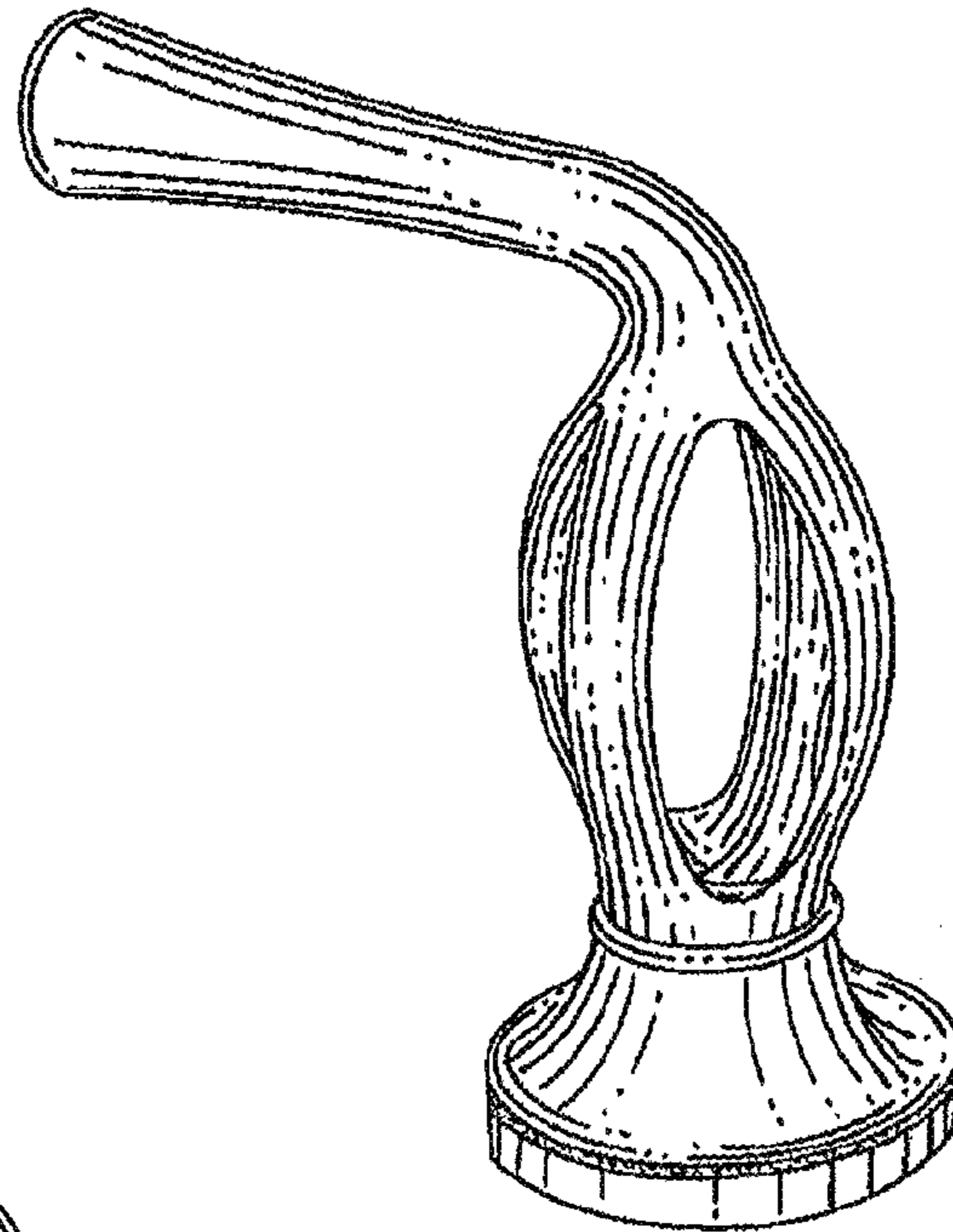


FIG. 1

FIG. 2

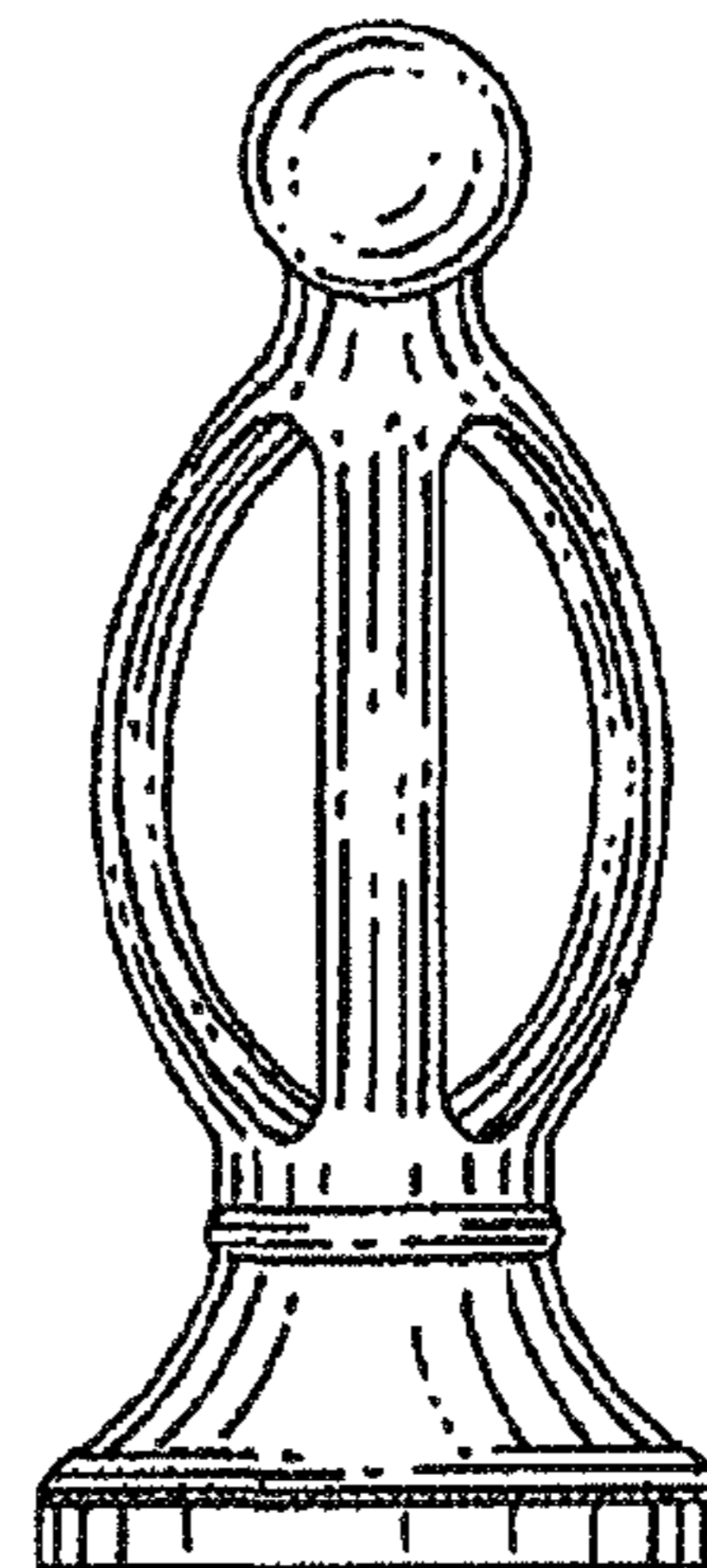
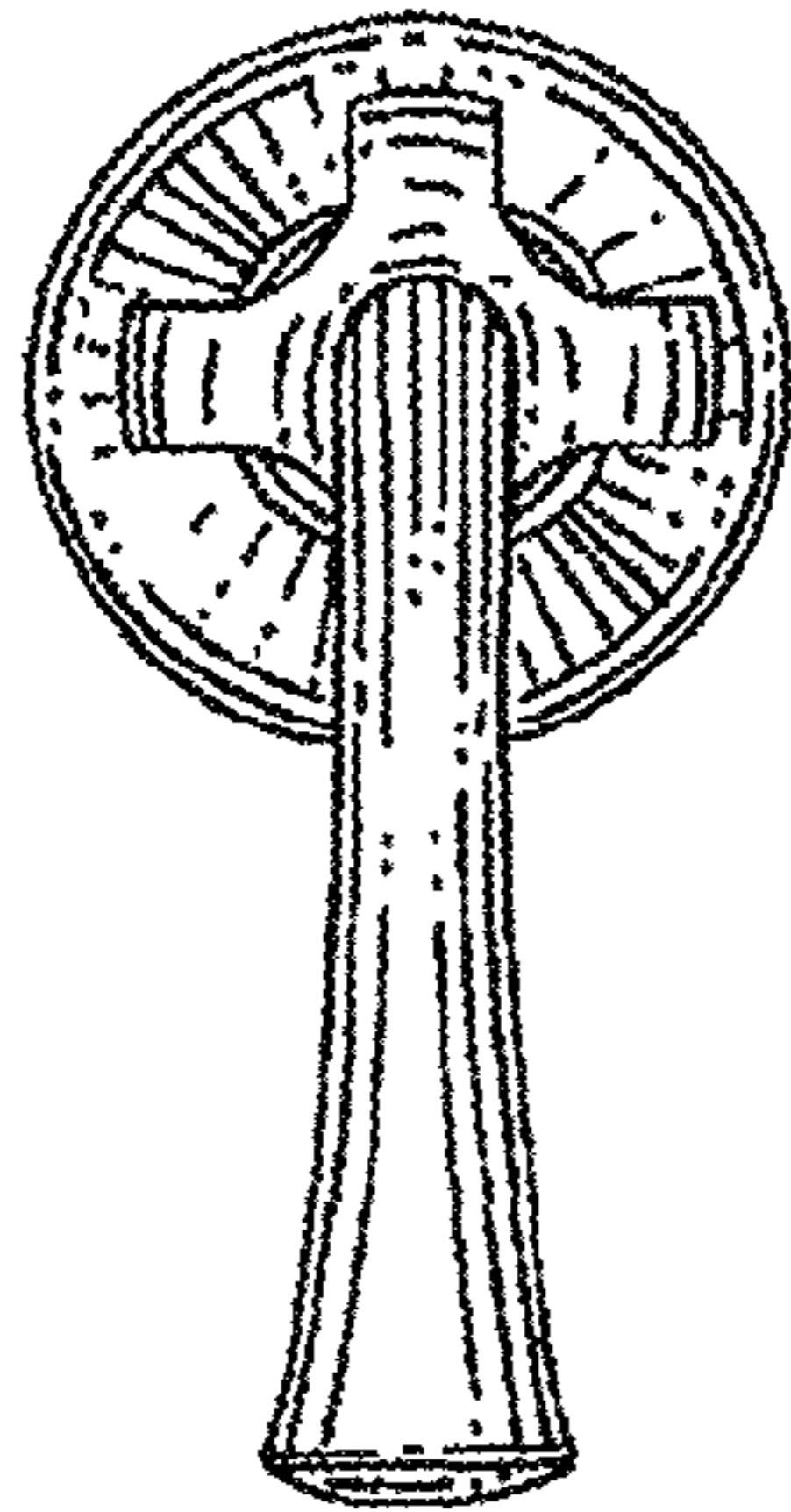


FIG. 3

FIG. 4

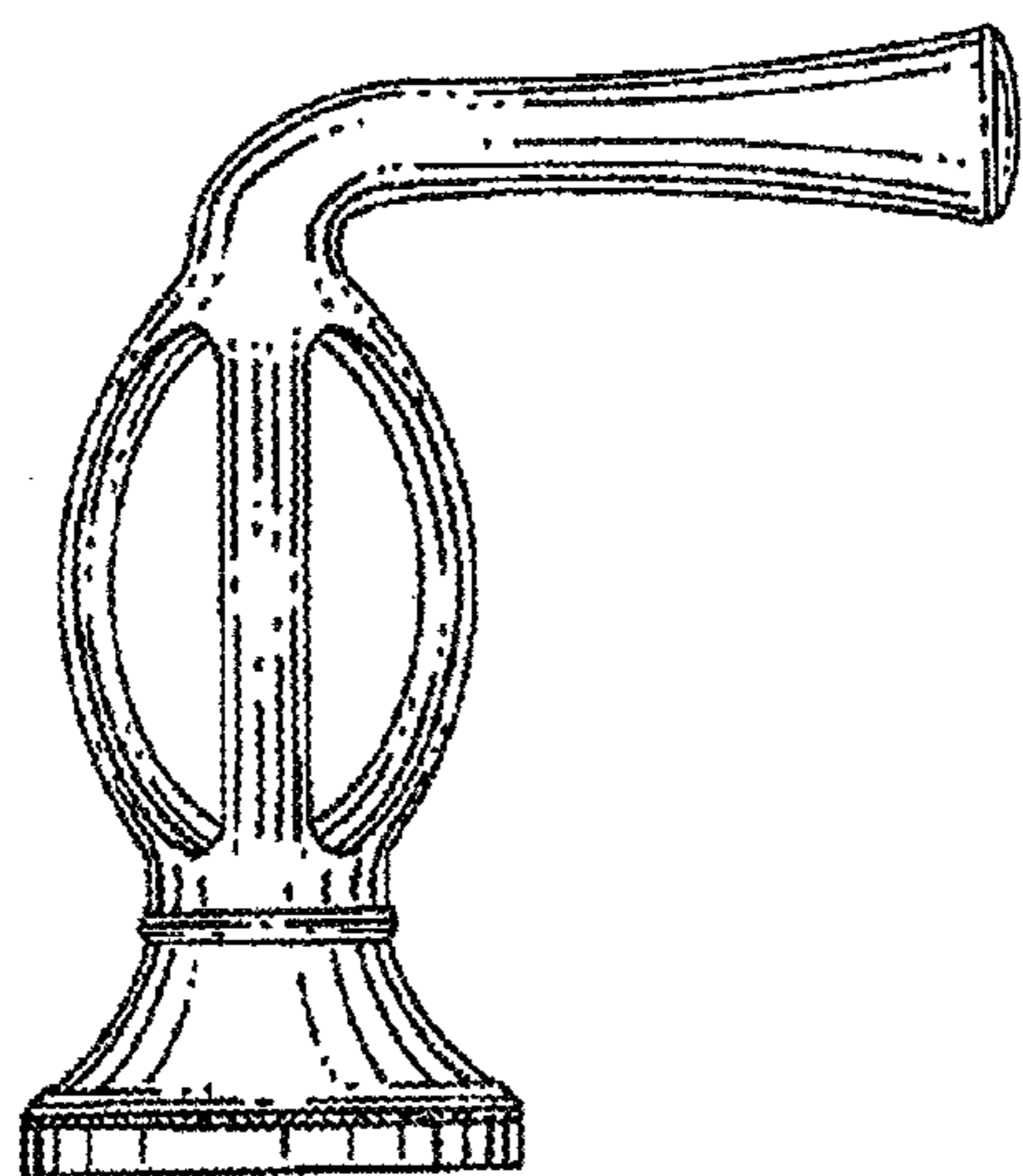


FIG. 5

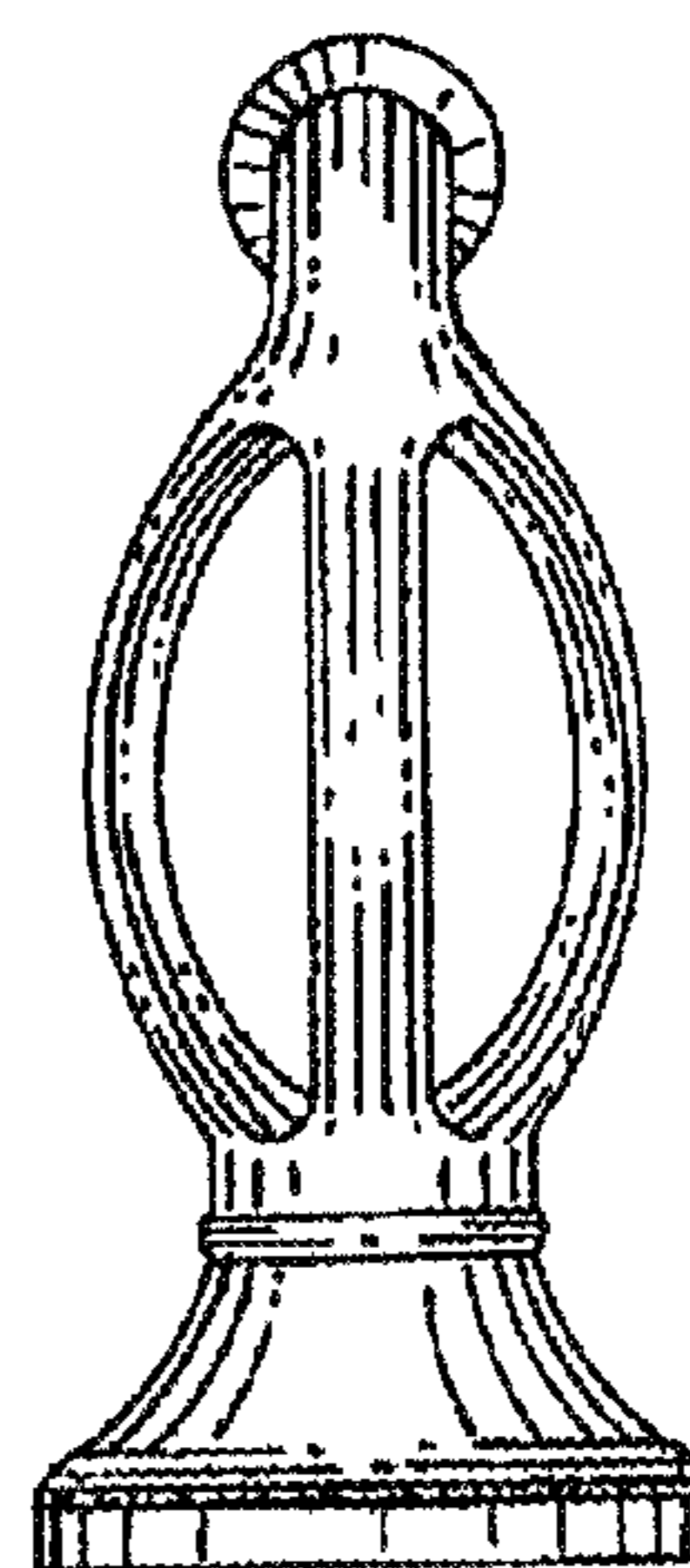


FIG. 6

