

US00D760341S

(12) **United States Design Patent**
Sanford et al.

(10) **Patent No.:** **US D760,341 S**
(45) **Date of Patent:** **** Jun. 28, 2016**

(54) **FISHING LURE**

(71) Applicants: **David Paul Sanford**, Sequim, WA (US);
Daniel P. Sanford, Wrangell, AK (US)

(72) Inventors: **David Paul Sanford**, Sequim, WA (US);
Daniel P. Sanford, Wrangell, AK (US)

(**) Term: **14 Years**

(21) Appl. No.: **29/511,903**

(22) Filed: **Dec. 15, 2014**

(51) **LOC (10) Cl.** **22-05**

(52) **U.S. Cl.**
USPC **D22/133**

(58) **Field of Classification Search**
USPC D22/126-133; 43/42.06, 42.4, 42.48,
43/44.97, 42.31, 42.24, 42.28, 42.35,
43/42.49
CPC A01K 85/00; A01K 85/14; A01K 85/16

See application file for complete search history.

(56) **References Cited**

U.S. PATENT DOCUMENTS

2,483,245	A *	9/1949	Steinhart	A01K 85/16 43/42.48
D217,455	S *	5/1970	McCutcheon	43/42.48
D357,969	S *	5/1995	Brickey	D22/126
D676,519	S *	2/2013	Cook, Jr.	D22/133
D728,064	S *	4/2015	Stecher	D22/133

* cited by examiner

Primary Examiner — Catheri Oliver-Garcia

(74) *Attorney, Agent, or Firm* — Quickpatents; Kevin Prince

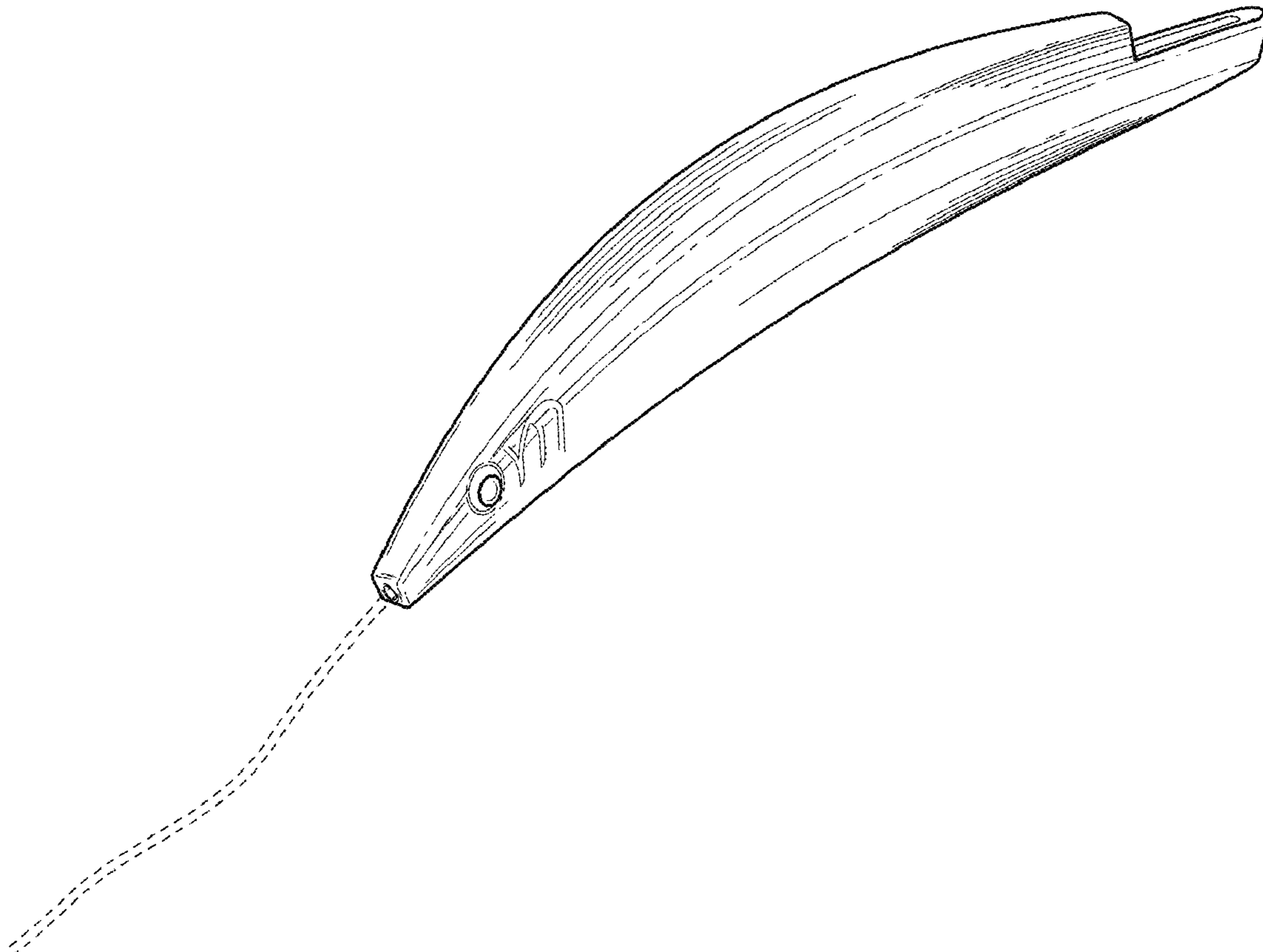
(57) **CLAIM**

We claim the ornamental design for a fishing lure, as shown and described.

DESCRIPTION

FIG. 1 is a perspective view of a fishing lure, showing our new design;
FIG. 2 is a left-side elevational view thereof;
FIG. 3 is a right-side elevational view thereof;
FIG. 4 is a front elevational view thereof;
FIG. 5 is a rear elevational view thereof;
FIG. 6 is a top plan view thereof; and,
FIG. 7 is a bottom plan view thereof.
The broken lines showing a fishing line in FIG. 1 depict environmental matter and form no part of the claimed design.

1 Claim, 2 Drawing Sheets



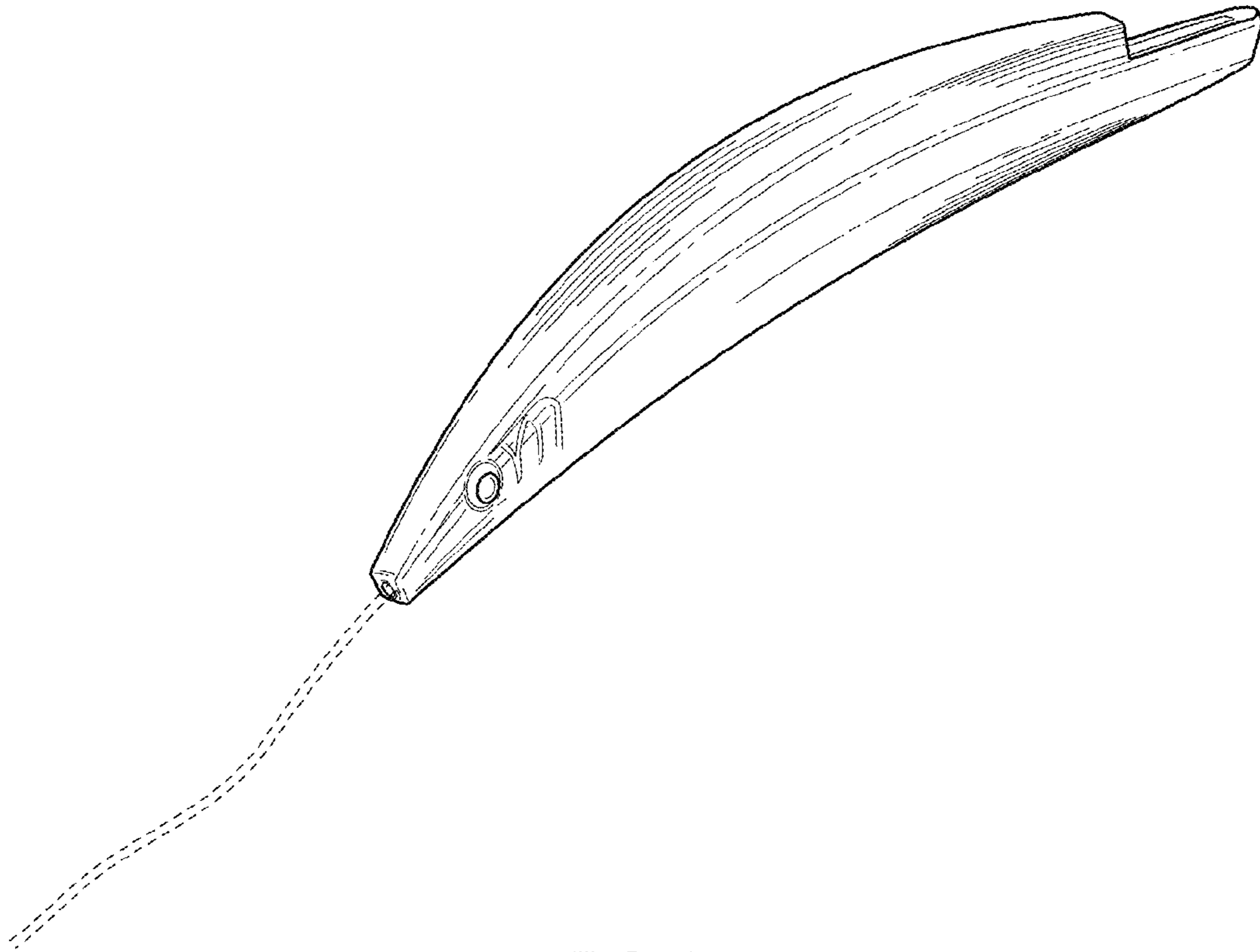


FIG. 1

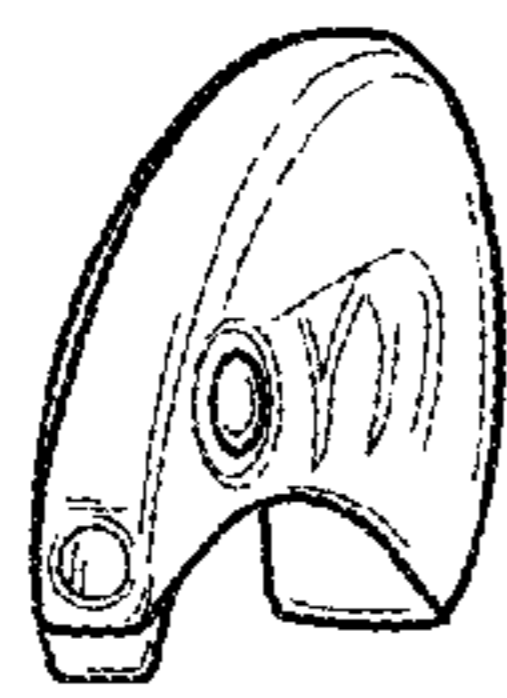


FIG. 2

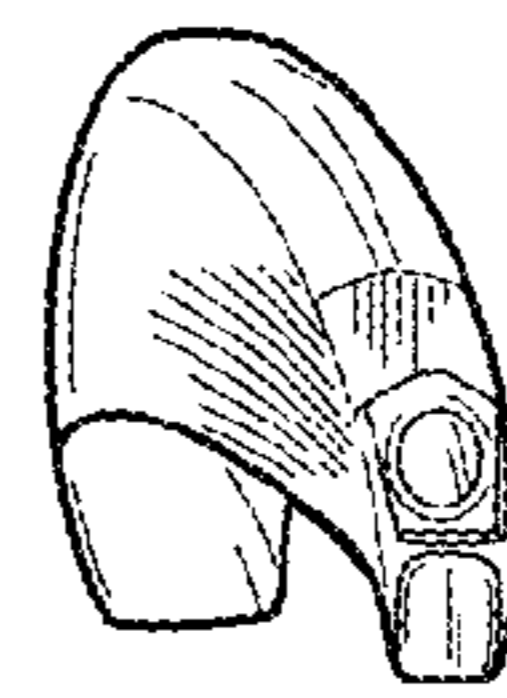


FIG. 3




FIG. 4




FIG. 5

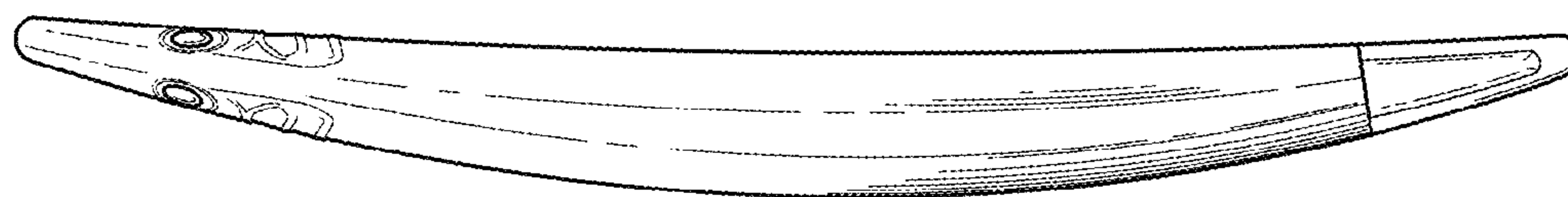


FIG. 6

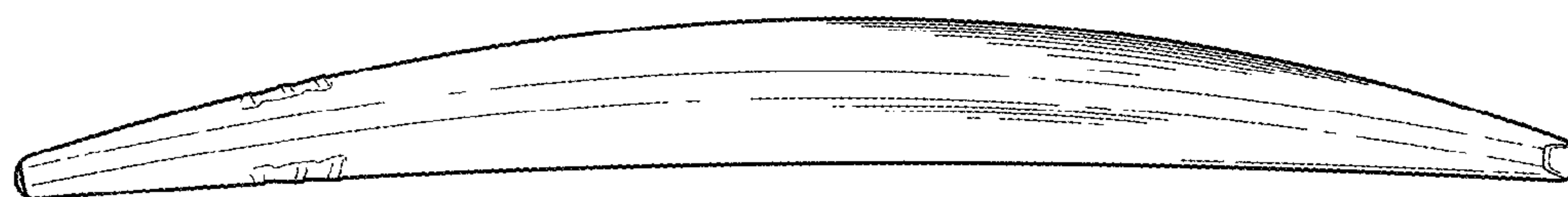


FIG. 7