



US00D760308S

(12) **United States Design Patent**
Krishnegowda et al.

(10) **Patent No.:** **US D760,308 S**
(45) **Date of Patent:** **** Jun. 28, 2016**

(54) **CUTTING INSERT WITH FLOWER-SHAPED SEATING AREA**

(71) Applicants: **Shreelakshmi Krishnegowda**,
Bangalore (IN); **K. Visweswara Rao**,
Pune (IN); **Sharath Shankare Gowda**,
Hamburg (DE)

(72) Inventors: **Shreelakshmi Krishnegowda**,
Bangalore (IN); **K. Visweswara Rao**,
Pune (IN); **Sharath Shankare Gowda**,
Hamburg (DE)

(73) Assignee: **KENNAMETAL INDIA LIMITED**,
Bangalore (IN)

(**) Term: **14 Years**

(21) Appl. No.: **29/521,578**

(22) Filed: **Mar. 25, 2015**

(30) **Foreign Application Priority Data**

Sep. 26, 2014 (IN) 266064

(51) **LOC (10) Cl.** **15-09**

(52) **U.S. Cl.**
USPC **D15/139**

(58) **Field of Classification Search**
USPC D8/70, 71; D15/138, 139, 140
See application file for complete search history.

(56) **References Cited**

U.S. PATENT DOCUMENTS

D100,199 S * 6/1936 Burgess D13/103
4,971,483 A * 11/1990 Kress et al. 407/114
D320,213 S * 9/1991 Logan et al. D15/126
5,915,889 A * 6/1999 Kress et al. 407/114

6,079,912 A * 6/2000 Rothballer 407/114
D445,809 S * 7/2001 Alexander, IV D15/139
D445,810 S * 7/2001 Alexander, IV D15/139
6,254,316 B1 * 7/2001 Strand 407/113
D460,768 S * 7/2002 Svensson D15/139
D482,706 S * 11/2003 Svensson D15/139
6,641,337 B1 * 11/2003 Rothballer 407/114
6,935,815 B2 * 8/2005 Schwaner et al. 407/114
7,530,769 B2 * 5/2009 Kress et al. 408/1 R
D640,716 S * 6/2011 Takahashi et al. D15/139
D649,987 S * 12/2011 Dunnahoe D15/139
D651,224 S * 12/2011 Takahashi et al. D15/139
2004/0007115 A1 * 1/2004 Schwaner et al. 83/835
2011/0305535 A1 * 12/2011 Jansson 407/103
2013/0251466 A1 * 9/2013 Rao et al. 407/113
2014/0086696 A1 * 3/2014 Fang et al. 407/99

OTHER PUBLICATIONS

Jun. 25, 2015 Notice of Allowance K-04068-CN-RD.

* cited by examiner

Primary Examiner — Patricia Palasik

(74) *Attorney, Agent, or Firm* — Larry R. Meenan

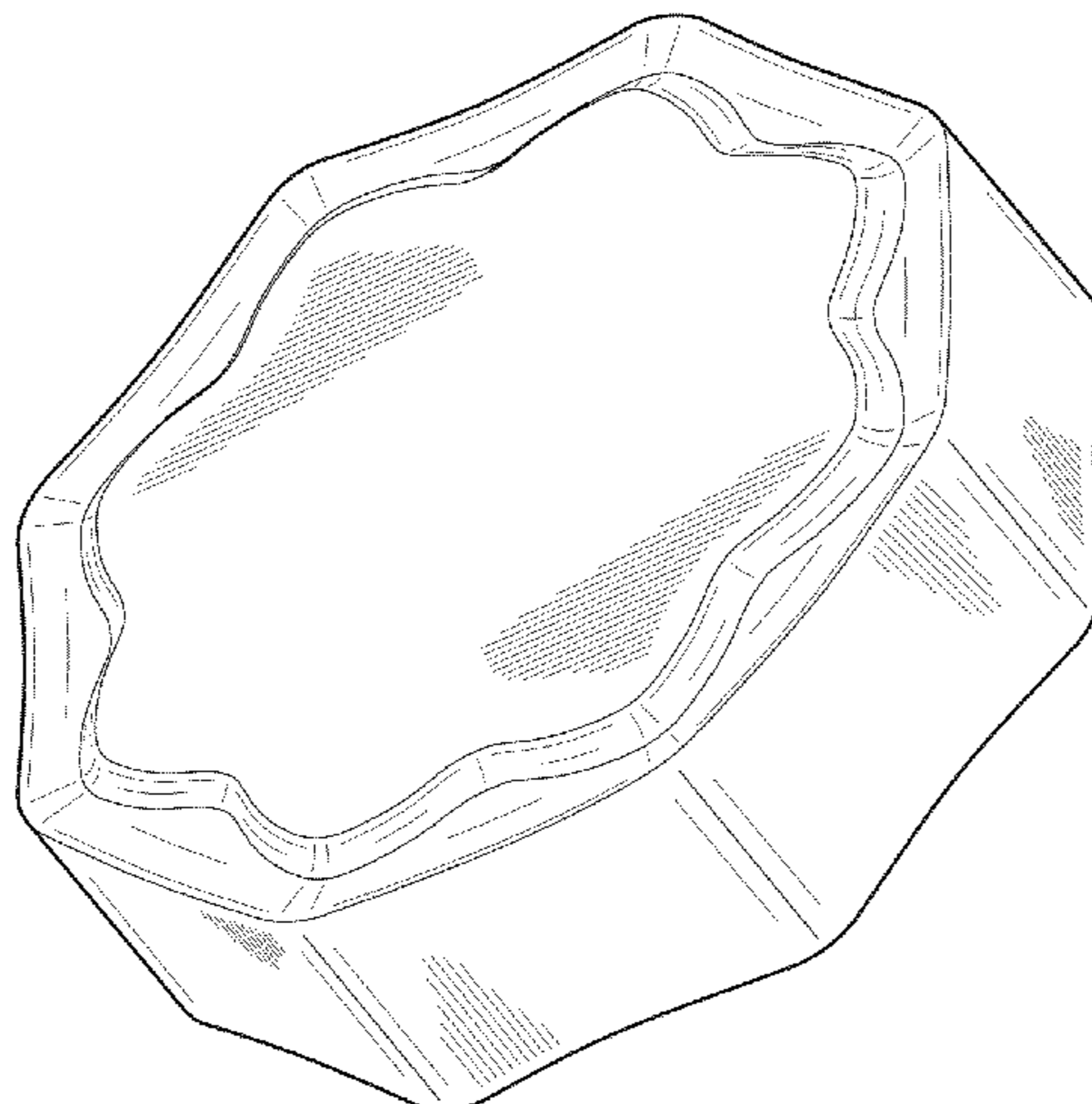
(57) **CLAIM**

The ornamental design for a cutting insert with flower-shaped seating area, as shown and described.

DESCRIPTION

FIG. 1 is an isometric view of a cutting insert with flower-shaped seating area showing our new design; FIG. 2 is a top view of the cutting insert with flower-shaped seating area of FIG. 1, the bottom view being identical to the top view; and, FIG. 3 is a side view of the cutting insert with flower-shaped seating area of FIG. 1, each side view being identical to each other.

1 Claim, 2 Drawing Sheets



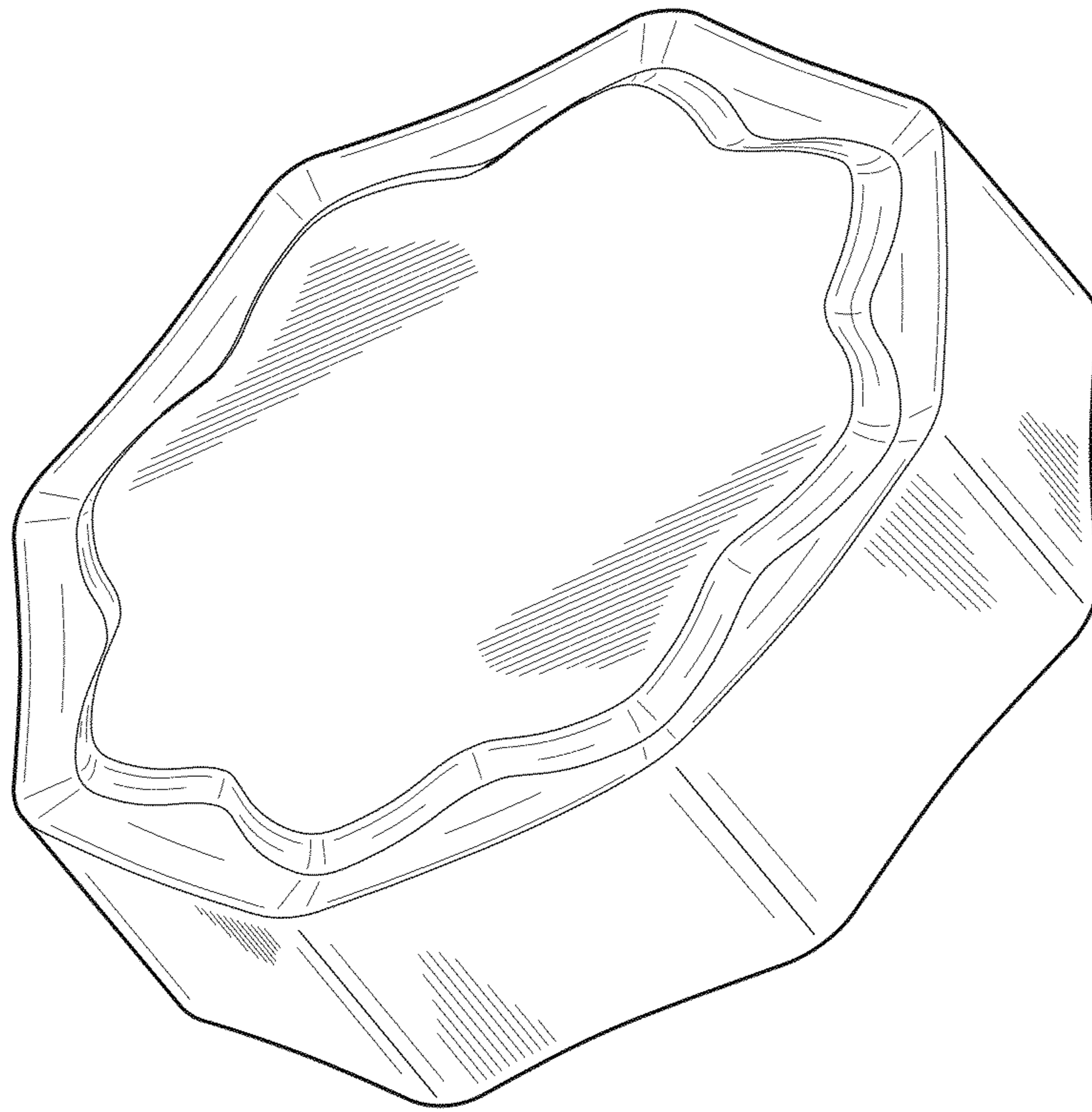


FIG. 1

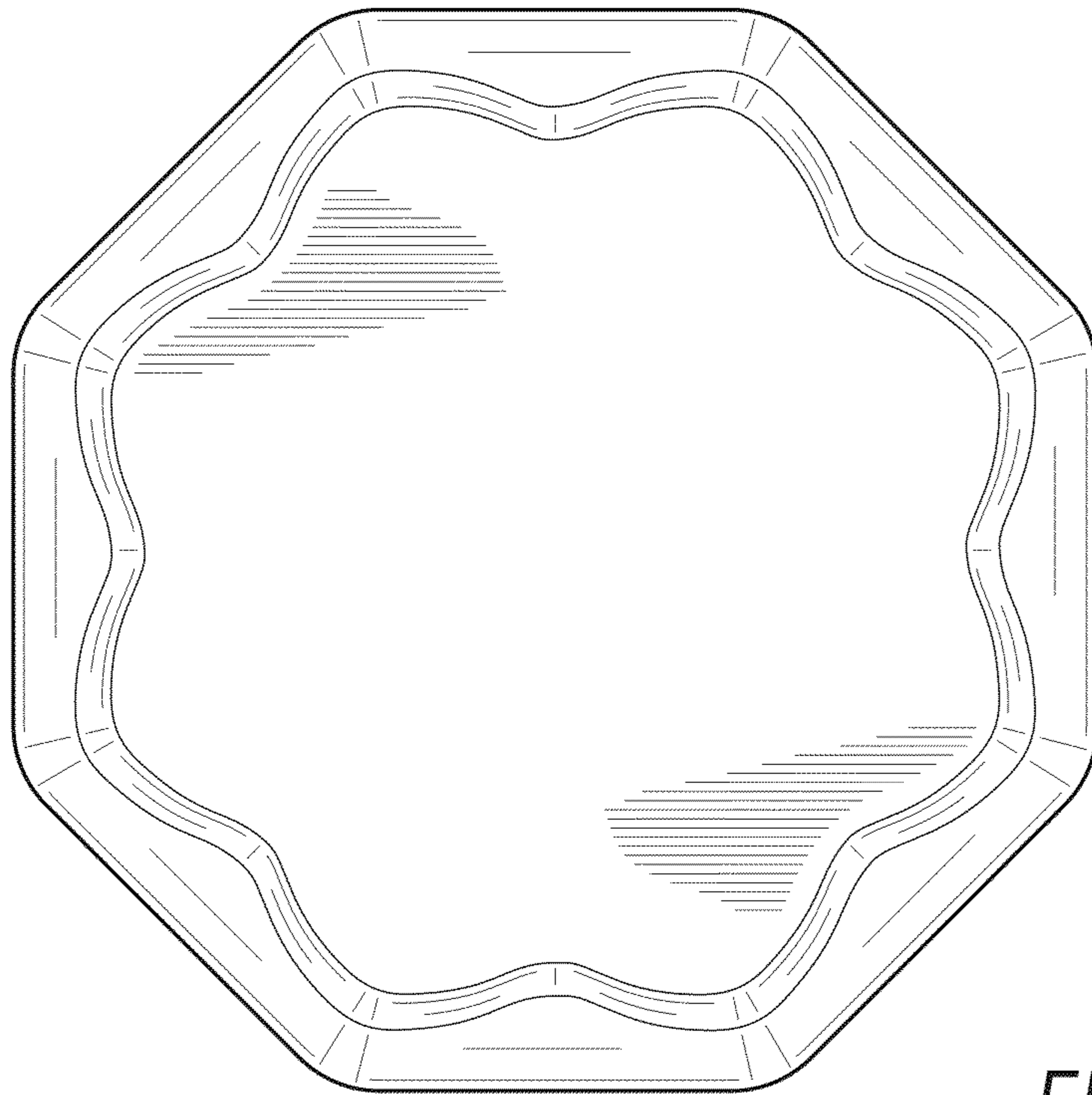


FIG. 2

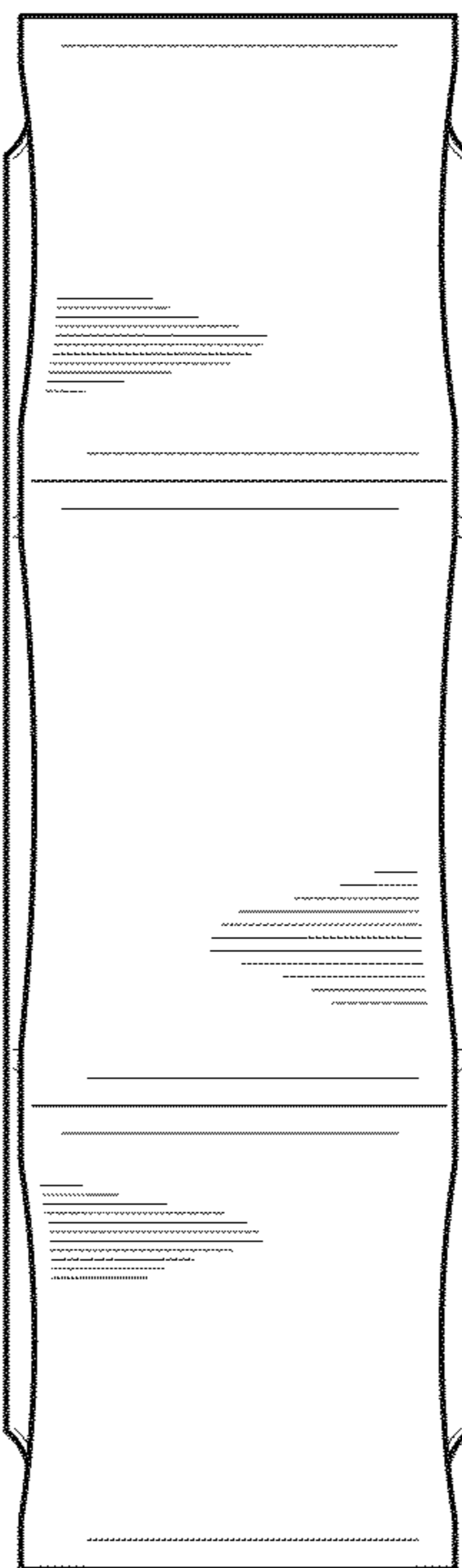


FIG. 3