



US00D760300S

(12) **United States Design Patent**  
**Tinius**

(10) **Patent No.:** **US D760,300 S**  
(45) **Date of Patent:** **\*\* Jun. 28, 2016**

(54) **MOWING LINE**

(71) Applicant: **Andreas Stihl AG & Co. KG,**  
Waiblingen (DE)

(72) Inventor: **Michael Tinius,** Ulm (DE)

(73) Assignee: **Andreas Stihl AG & CO. KG,**  
Waiblingen (DE)

(\*\*) Term: **15 Years**

(21) Appl. No.: **29/505,150**

(22) Filed: **Jun. 19, 2015**

(30) **Foreign Application Priority Data**

Jun. 19, 2015 (EM) ..... 002722983

(51) **LOC (10) Cl.** ..... **15-03**

(52) **U.S. Cl.**  
USPC ..... **D15/17**

(58) **Field of Classification Search**

USPC ..... D15/14, 16, 17; 56/12.7, 295, 17.5;  
30/276, 347, 295

CPC ..... B29C 47/0014; B29K 2077/00; A01D  
34/4168; A01D 34/416; A01D 34/412;  
Y10T 428/2976; Y10T 428/2978; Y10T  
428/2929; Y10T 428/2967; Y10T 428/2975;  
Y10T 428/2973; Y10T 428/298; Y10T  
428/2938

See application file for complete search history.

(56) **References Cited**

**U.S. PATENT DOCUMENTS**

4,054,993 A \* 10/1977 Kamp ..... A01D 34/4168  
30/276

4,869,055 A \* 9/1989 Mickelson ..... A01D 34/4168  
30/276

5,220,774 A \* 6/1993 Harbeke ..... A01D 34/4168  
30/276

5,424,128 A \* 6/1995 Fogle ..... A01D 34/4168  
30/276

5,463,815 A \* 11/1995 Fogle ..... A01D 34/4168  
30/276

5,687,482 A \* 11/1997 Behrendt ..... A01D 34/4168  
30/276

5,996,233 A \* 12/1999 Morabit ..... A01D 34/4168  
30/276

6,045,911 A \* 4/2000 Legrand ..... A01D 34/4168  
30/276

RE36,940 E \* 11/2000 Fogle ..... A01D 34/4168  
30/276

6,161,292 A \* 12/2000 Morabit ..... A01D 34/4168  
30/276

6,434,837 B1 \* 8/2002 Fogle ..... A01D 34/4168  
30/276

(Continued)

*Primary Examiner* — Mark Goodwin

(74) *Attorney, Agent, or Firm* — McGuireWoods LLP

(57) **CLAIM**

I claim the ornamental design for a mowing line, as shown and described.

**DESCRIPTION**

The file of this patent or application file contains at least one drawing executed in color. Copies of this patent with color drawings will be provided by the U.S. Patent and Trademark Office upon request and payment of the necessary fee.

FIG. 1 is a left perspective view of the mowing line showing my new design;

FIG. 2 is a left side view of the mowing line shown in FIG. 1;

FIG. 3 is a right side view of the mowing line shown in FIG. 1;

FIG. 4 is a front side view of the mowing line shown in FIG. 1;

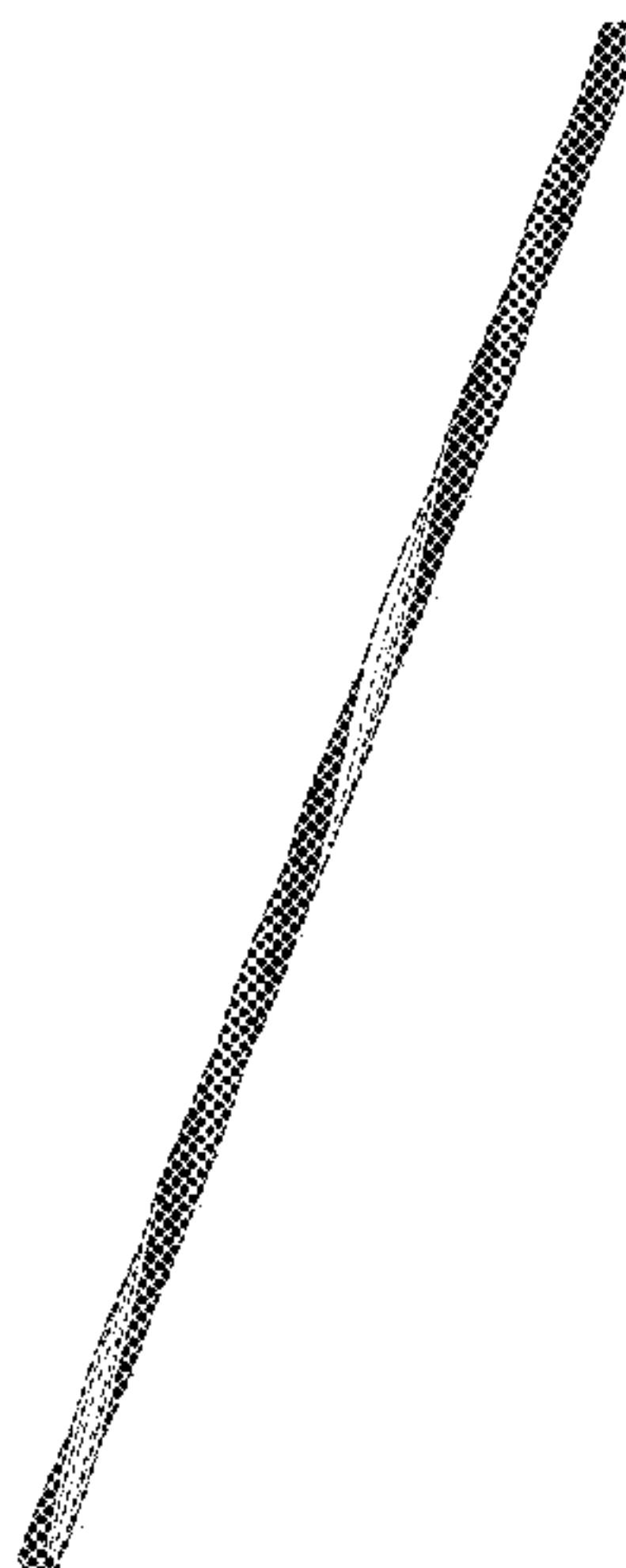
FIG. 5 is a rear side view of the mowing line shown in FIG. 1;

FIG. 6 is a top view of the mowing line shown in FIG. 1; and,

FIG. 7 is an enlarged top view of the mowing line as shown in FIG. 6.

The subject matter shown in dashed lines, and any surfaces of the design not shown, including interior surfaces, form no part of the claimed invention.

**1 Claim, 4 Drawing Sheets**  
**(4 of 4 Drawing Sheet(s) Filed in Color)**



# US D760,300 S

Page 2

(56)

## References Cited

### U.S. PATENT DOCUMENTS

D462,365 S *	9/2002	Chen	.....	D15/17	6,874,235 B1 *	4/2005	Legrand	.....	A01D 34/4168
6,560,878 B2 *	5/2003	Skinner	.....	A01D 34/4168					30/276
6,630,226 B1 *	10/2003	Legrand	.....	A01D 34/4168	7,543,387 B2 *	6/2009	Legrand	.....	A01D 34/4168
6,668,462 B2 *	12/2003	Skinner	.....	A01D 34/4168					30/276
6,722,394 B2 *	4/2004	Harrison	.....	B60C 9/18	7,607,233 B2 *	10/2009	Legrand	.....	A01D 34/4168
				139/383 A					30/276
					7,829,002 B2 *	11/2010	Legrand	.....	A01D 34/4168
									264/210.2
					2016/0007528 A1 *	1/2016	Skinner	.....	A01D 34/4168
									30/276

\* cited by examiner

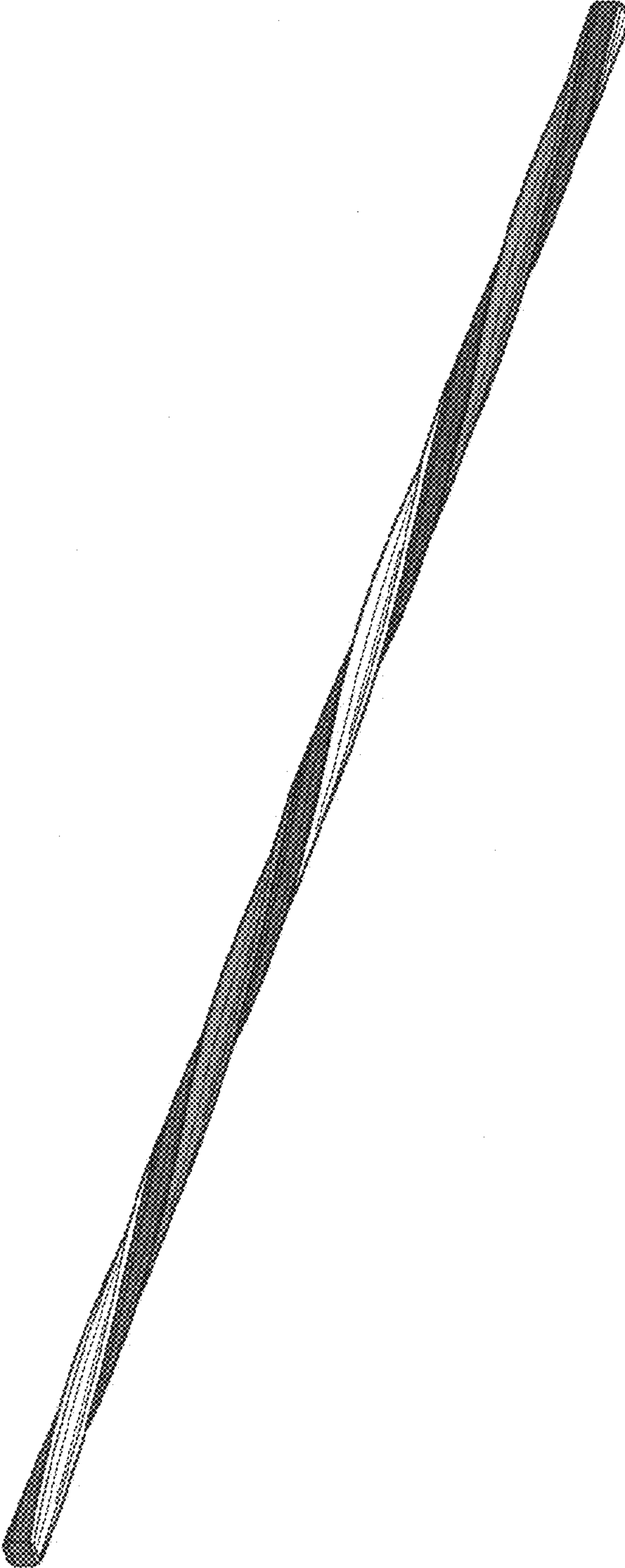


FIG. 1



FIG. 2



FIG. 3



FIG. 4



FIG. 5





**FIG. 6**

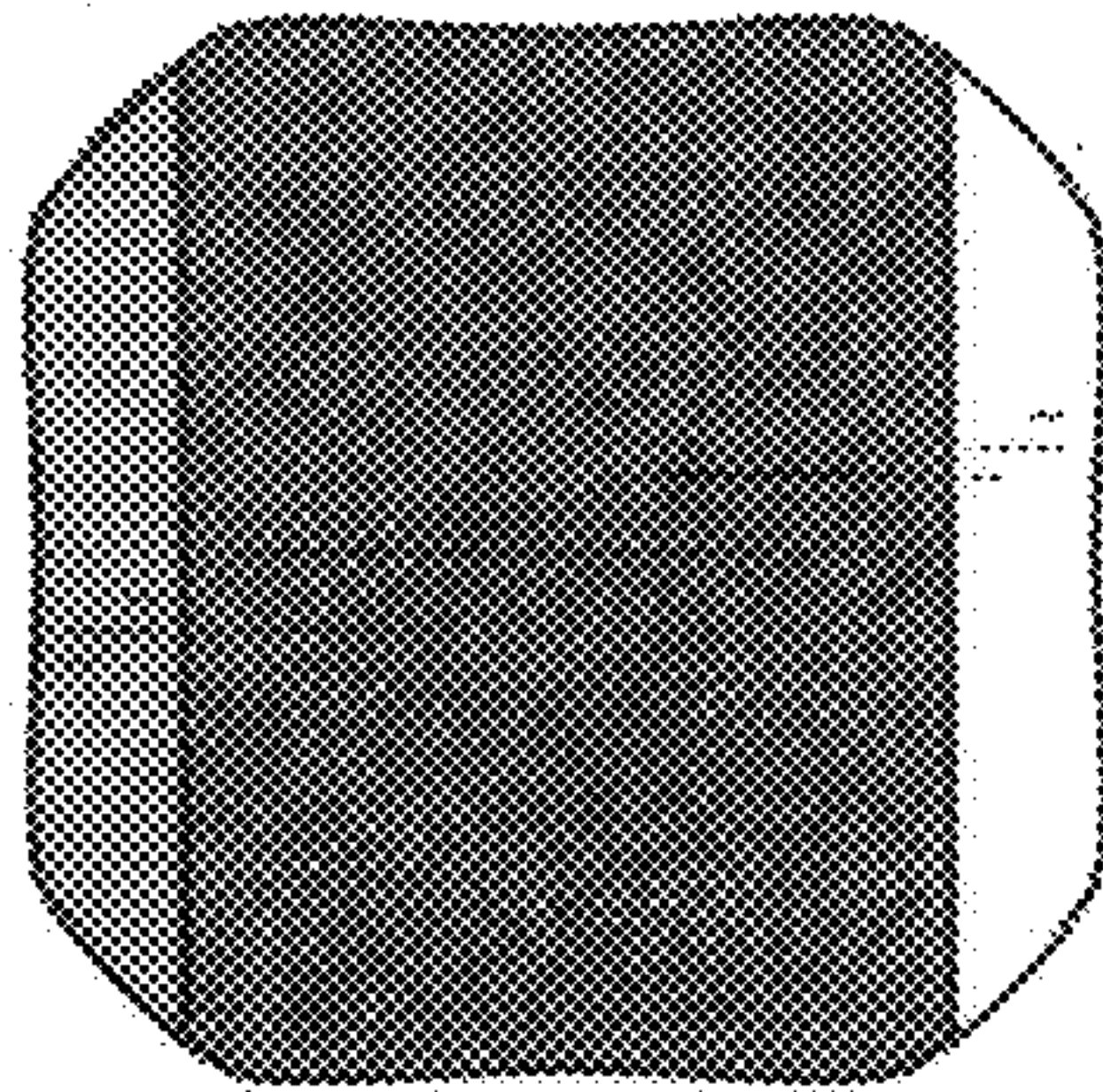


FIG. 7